

## PROSPECTUS

FUND NAME	TICKER SYMBOL	EXCHANGE
First Trust Nasdaq Bank ETF	FTXO	Nasdaq
First Trust Nasdaq Food & Beverage ETF	FTXG	Nasdaq
First Trust Nasdaq Oil & Gas ETF	FTXN	Nasdaq
First Trust Nasdaq Pharmaceuticals ETF	FTXH	Nasdaq
First Trust Nasdaq Semiconductor ETF	FTXL	Nasdaq
First Trust Nasdaq Transportation ETF	FTXR	Nasdaq

Each of the funds listed above (each a “Fund,” and collectively, the “Funds”) lists and principally trades its shares on Nasdaq, Inc. (“Nasdaq” or the “Exchange”). Market prices may differ to some degree from the net asset value of the shares. Unlike mutual funds, each Fund issues and redeems shares at net asset value, only in large blocks of shares called “Creation Units.”

Each Fund is a series of First Trust Exchange-Traded Fund VI (the “Trust”) and an exchange-traded index fund organized as a separate series of a registered management investment company.

**Except when aggregated in Creation Units, the shares are not redeemable securities of the Funds.**

**The Securities and Exchange Commission has not approved or disapproved of these securities or passed upon the adequacy or accuracy of this prospectus. Any representation to the contrary is a criminal offense.**

**NOT FDIC INSURED MAY LOSE VALUE NO BANK GUARANTEE**

August 1, 2024

# Table of Contents

Summary Information	
First Trust Nasdaq Bank ETF (FTXO) . . . . .	3
First Trust Nasdaq Food & Beverage ETF (FTXG) . . . . .	11
First Trust Nasdaq Oil & Gas ETF (FTXN) . . . . .	19
First Trust Nasdaq Pharmaceuticals ETF (FTXH) . . . . .	27
First Trust Nasdaq Semiconductor ETF (FTXL) . . . . .	35
First Trust Nasdaq Transportation ETF (FTXR) . . . . .	43
Additional Information on the Funds' Investment Objectives and Strategies . . . . .	51
Fund Investments . . . . .	52
Risks of Investing in the Funds . . . . .	52
Fund Organization . . . . .	61
Management of the Funds . . . . .	61
How to Buy and Sell Shares . . . . .	62
Dividends, Distributions and Taxes . . . . .	63
Federal Tax Matters . . . . .	64
Distribution Plan . . . . .	66
Net Asset Value . . . . .	66
Fund Service Providers . . . . .	67
Index Provider . . . . .	68
Disclaimers . . . . .	68
Premium/Discount Information . . . . .	68
Financial Highlights . . . . .	69
Other Information . . . . .	75

## SUMMARY INFORMATION

### First Trust Nasdaq Bank ETF (FTXO)

#### Investment Objective

The First Trust Nasdaq Bank ETF (the “Fund”) seeks investment results that correspond generally to the price and yield (before the Fund’s fees and expenses) of an equity index called the Nasdaq US Smart Banks™ Index (the “Index”).

#### Fees and Expenses of the Fund

The following table describes the fees and expenses you may pay if you buy, hold and sell shares of the Fund. **Investors may pay other fees, such as brokerage commissions and other fees to financial intermediaries, which are not reflected in the table and example below.**

#### Shareholder Fees

(fees paid directly from your investment)

Maximum Sales Charge (Load) Imposed on Purchases (as a percentage of offering price)	None
--	------

#### Annual Fund Operating Expenses

(expenses that you pay each year as a percentage of the value of your investment)

Management Fees	0.60%
Distribution and Service (12b-1) Fees	0.00%
Other Expenses	0.00%
<b>Total Annual Fund Operating Expenses</b>	<b>0.60%</b>

#### Example

The example below is intended to help you compare the cost of investing in the Fund with the cost of investing in other funds.

The example assumes that you invest \$10,000 in the Fund for the time periods indicated and then hold or sell all of your shares at the end of those periods. The example also assumes that your investment has a 5% return each year and that the Fund’s operating expenses remain at current levels. Although your actual costs may be higher or lower, based on these assumptions your costs would be:

	1 Year	3 Years	5 Years	10 Years
	\$61	\$192	\$335	\$750

#### Portfolio Turnover

The Fund pays transaction costs, such as commissions, when it buys and sells securities (or “turns over” its portfolio). A higher portfolio turnover rate may indicate higher transaction costs and may result in higher taxes when Fund shares are held in a taxable account. These costs, which are not reflected in annual fund operating expenses or in the example, affect the Fund’s performance. During the most recent fiscal year, the Fund’s portfolio turnover rate was 41% of the average value of its portfolio.

#### Principal Investment Strategies

The Fund will normally invest at least 90% of its net assets (including investment borrowings) in the securities that comprise the Index. The Fund, using an indexing investment approach, attempts to replicate, before fees and expenses, the performance of the Index. The Index is owned and is developed, maintained and sponsored by Nasdaq, Inc. (the “Index Provider”). The Index Provider may, from time to time, exercise reasonable discretion as it deems appropriate in order to ensure the Index integrity.

According to the Index Provider, the Index is designed to provide exposure to the 30 to 50 top factor-ranked securities from U.S. bank companies. The Index’s initial selection universe consists of the component securities of the Nasdaq US Benchmark™ Index that have been classified as comprising the banks subsector of the Industry Classification Benchmark (“ICB”). According to the ICB, companies comprising this subsector are those whose primary activities involve retail banking and/or commercial banking. Such companies attract deposits from the general public and provide various financial services. The Nasdaq US Benchmark™ Index is an index seeking to track the performance of small, mid and large capitalization U.S. companies. The Fund may invest in depositary receipts.

## First Trust Nasdaq Bank ETF (FTXO)

After meeting certain size, float and liquidity standards of the Index, the Index Provider then ranks the remaining eligible stocks utilizing a factor model that considers: (1) net income; (2) return on assets; and (3) momentum. A fourth factor, book value, is also considered for tie-breaking situations when other factors are inconclusive. The bottom 25% of stocks based on the aggregate rankings above will be eliminated, subject to a requirement that the Index have a total constituent count between 30 and 50 stocks.

The Index assigns security weights based upon book value. However, the Index will not assign a security weight of greater than 8% and no more than five securities may be assigned the maximum 8% weight. The excess weight of any capped security is distributed proportionately across the remaining constituent securities. If, after redistribution, any of the five highest ranked securities have a weight of less than 8%, these securities are not capped. Any remaining securities with a weight in excess of 4% are capped at 4% and the excess weight is redistributed proportionally across the remaining constituent securities. If, after the redistribution process, a security has a weight less than 0.50%, weights are redistributed further in the process above such that no security has a weight less than 0.50%. The process is repeated, if necessary, to derive the final weights.

The Index is rebalanced and reconstituted semi-annually and the Fund will make corresponding changes to its portfolio shortly after the Index changes are made public. The Fund will be concentrated in an industry or a group of industries to the extent that the Index is so concentrated. As of June 28, 2024, the Index was composed of 41 securities with market capitalization ranges from \$2.75 billion to \$580.82 billion. As of June 28, 2024 the Fund had significant investments in financial companies, although this may change from time to time. The Fund's investments will change as the Index changes and, as a result, the Fund may have significant investments in jurisdictions or investment sectors that it may not have had as of June 28, 2024. To the extent the Fund invests a significant portion of its assets in a given jurisdiction or investment sector, the Fund may be exposed to the risks associated with that jurisdiction or investment sector.

### Principal Risks

You could lose money by investing in the Fund. An investment in the Fund is not a deposit of a bank and is not insured or guaranteed by the Federal Deposit Insurance Corporation or any other governmental agency. There can be no assurance that the Fund's investment objective will be achieved. The order of the below risk factors does not indicate the significance of any particular risk factor.

**AUTHORIZED PARTICIPANT CONCENTRATION RISK.** Only an authorized participant may engage in creation or redemption transactions directly with the Fund. A limited number of institutions act as authorized participants for the Fund. To the extent that these institutions exit the business or are unable to proceed with creation and/or redemption orders and no other authorized participant steps forward to create or redeem, the Fund's shares may trade at a premium or discount (the difference between the market price of the Fund's shares and the Fund's net asset value) and possibly face delisting and the bid/ask spread (the difference between the price that someone is willing to pay for shares of the Fund at a specific point in time versus the price at which someone is willing to sell) on the Fund's shares may widen.

**BANKS RISK.** Banks are especially subject to the adverse effects of economic recession, currency exchange rates, government regulation, decreases in the availability of capital, volatile interest rates, portfolio concentrations in geographic markets and in commercial and residential real estate loans, and competition from new entrants in their fields of business. In addition, banks are subject to extensive regulation at both the federal and state level, which may affect permissible activities, profitability and the amount of capital that they must maintain.

**CURRENT MARKET CONDITIONS RISK.** Current market conditions risk is the risk that a particular investment, or shares of the Fund in general, may fall in value due to current market conditions. As a means to fight inflation, which remains at elevated levels, the Federal Reserve and certain foreign central banks have raised interest rates, and the Federal Reserve has begun the process to reverse previously implemented quantitative easing. U.S. regulators have proposed several changes to market and issuer regulations which would directly impact the Fund, and any regulatory changes could adversely impact the Fund's ability to achieve its investment strategies or make certain investments. Recent and potential future bank failures could result in disruption to the broader banking industry or markets generally and reduce confidence in financial institutions and the economy as a whole, which may also heighten market volatility and reduce liquidity. The ongoing adversarial political climate in the United States, as well as political and diplomatic events both domestic and abroad, have and may continue to have an adverse impact the U.S. regulatory landscape, markets and investor behavior, which could have a negative impact on the Fund's investments and operations. Other unexpected political, regulatory and diplomatic events within the U.S. and abroad may affect investor and consumer confidence and may adversely impact financial markets and the broader economy. For example, ongoing armed conflicts between Russia and Ukraine in Europe and among Israel, Hamas and other militant groups in the Middle East, have caused and could continue to cause significant market disruptions and volatility within the markets in Russia,

Europe, the Middle East and the United States. The hostilities and sanctions resulting from those hostilities have and could continue to have a significant impact on certain Fund investments as well as Fund performance and liquidity. The economies of the United States and its trading partners, as well as the financial markets generally, may be adversely impacted by trade disputes and other matters. For example, the United States has imposed trade barriers and restrictions on China. In addition, the Chinese government is engaged in a longstanding dispute with Taiwan, continually threatening an invasion. If the political climate between the United States and China does not improve or continues to deteriorate, if China were to attempt invading Taiwan, or if other geopolitical conflicts develop or worsen, economies, markets and individual securities may be adversely affected, and the value of the Fund's assets may go down. The COVID-19 global pandemic, or any future public health crisis, and the ensuing policies enacted by governments and central banks have caused and may continue to cause significant volatility and uncertainty in global financial markets, negatively impacting global growth prospects. While vaccines have been developed, there is no guarantee that vaccines will be effective against emerging future variants of the disease. As this global pandemic illustrated, such events may affect certain geographic regions, countries, sectors and industries more significantly than others. Advancements in technology may also adversely impact markets and the overall performance of the Fund. For instance, the economy may be significantly impacted by the advanced development and increased regulation of artificial intelligence. These events, and any other future events, may adversely affect the prices and liquidity of the Fund's portfolio investments and could result in disruptions in the trading markets.

**CYBER SECURITY RISK.** The Fund is susceptible to operational risks through breaches in cyber security. A breach in cyber security refers to both intentional and unintentional events that may cause the Fund to lose proprietary information, suffer data corruption or lose operational capacity. Such events could cause the Fund to incur regulatory penalties, reputational damage, additional compliance costs associated with corrective measures and/or financial loss. Cyber security breaches may involve unauthorized access to the Fund's digital information systems through "hacking" or malicious software coding but may also result from outside attacks such as denial-of-service attacks through efforts to make network services unavailable to intended users. In addition, cyber security breaches of the issuers of securities in which the Fund invests or the Fund's third-party service providers, such as its administrator, transfer agent, custodian, or sub-advisor, as applicable, can also subject the Fund to many of the same risks associated with direct cyber security breaches. Although the Fund has established risk management systems designed to reduce the risks associated with cyber security, there is no guarantee that such efforts will succeed, especially because the Fund does not directly control the cyber security systems of issuers or third-party service providers.

**DEPOSITARY RECEIPTS RISK.** Depositary receipts represent equity interests in a foreign company that trade on a local stock exchange. Depositary receipts may be less liquid than the underlying shares in their primary trading market. Any distributions paid to the holders of depositary receipts are usually subject to a fee charged by the depositary. Holders of depositary receipts may have limited voting rights, and investment restrictions in certain countries may adversely impact the value of depositary receipts because such restrictions may limit the ability to convert the equity shares into depositary receipts and vice versa. Such restrictions may cause the equity shares of the underlying issuer to trade at a discount or premium to the market price of the depositary receipts.

**EQUITY SECURITIES RISK.** The value of the Fund's shares will fluctuate with changes in the value of the equity securities in which it invests. Equity securities prices fluctuate for several reasons, including changes in investors' perceptions of the financial condition of an issuer or the general condition of the relevant equity market, such as market volatility, or when political or economic events affecting an issuer occur. Common stock prices may be particularly sensitive to rising interest rates, as the cost of capital rises and borrowing costs increase. Equity securities may decline significantly in price over short or extended periods of time, and such declines may occur in the equity market as a whole, or they may occur in only a particular country, company, industry or sector of the market.

**FINANCIAL COMPANIES RISK.** Financial companies, such as retail and commercial banks, insurance companies and financial services companies, are especially subject to the adverse effects of economic recession, currency exchange rates, extensive government regulation, decreases in the availability of capital, volatile interest rates, portfolio concentrations in geographic markets, industries or products (such as commercial and residential real estate loans), competition from new entrants and blurred distinctions in their fields of business.

**INDEX CONCENTRATION RISK.** The Fund will be concentrated in an industry or a group of industries to the extent that the Index is so concentrated. To the extent that the Fund invests a significant percentage of its assets in a single asset class or the securities of issuers within the same country, state, region, industry or sector, an adverse economic, business or political development may affect the value of the Fund's investments more than if the Fund were more broadly diversified. A significant exposure makes the Fund more susceptible to any single occurrence and may subject the Fund to greater market risk than a

fund that is more broadly diversified. There may be instances in which the Index, for a variety of reasons including changes in the prices of individual securities held by the Fund, has a larger exposure to a small number of stocks or a single stock relative to the rest of the stocks in the Index. Under such circumstances, the Fund will not deviate from the Index except in rare circumstances or in an immaterial way and therefore the Fund's returns would be more greatly influenced by the returns of the stock(s) with the larger exposure.

**INDEX OR MODEL CONSTITUENT RISK.** The Fund may be a constituent of one or more indices or ETF models. As a result, the Fund may be included in one or more index-tracking exchange-traded funds or mutual funds. Being a component security of such a vehicle could greatly affect the trading activity involving the Fund's shares, the size of the Fund and the market volatility of the Fund. Inclusion in an index could increase demand for the Fund and removal from an index could result in outsized selling activity in a relatively short period of time. As a result, the Fund's net asset value could be negatively impacted and the Fund's market price may be below the Fund's net asset value during certain periods. In addition, index rebalances may potentially result in increased trading activity in the Fund's shares.

**INDEX PROVIDER RISK.** There is no assurance that the Index Provider, or any agents that act on its behalf, will compile the Index accurately, or that the Index will be determined, maintained, constructed, reconstituted, rebalanced, composed, calculated or disseminated accurately. The Index Provider and its agents do not provide any representation or warranty in relation to the quality, accuracy or completeness of data in the Index, and do not guarantee that the Index will be calculated in accordance with its stated methodology. The Advisor's mandate as described in this prospectus is to manage the Fund consistently with the Index provided by the Index Provider. The Advisor relies upon the Index provider and its agents to accurately compile, maintain, construct, reconstitute, rebalance, compose, calculate and disseminate the Index accurately. Therefore, losses or costs associated with any Index Provider or agent errors generally will be borne by the Fund and its shareholders. To correct any such error, the Index Provider or its agents may carry out an unscheduled rebalance of the Index or other modification of Index constituents or weightings. When the Fund in turn rebalances its portfolio, any transaction costs and market exposure arising from such portfolio rebalancing will be borne by the Fund and its shareholders. Unscheduled rebalances also expose the Fund to additional tracking error risk. Errors in respect of the quality, accuracy and completeness of the data used to compile the Index may occur from time to time and may not be identified and corrected by the Index Provider for a period of time or at all, particularly where the Index is less commonly used as a benchmark by funds or advisors. For example, during a period where the Index contains incorrect constituents, the Fund tracking the Index would have market exposure to such constituents and would be underexposed to the Index's other constituents. Such errors may negatively impact the Fund and its shareholders. The Index Provider and its agents rely on various sources of information to assess the criteria of issuers included in the Index, including information that may be based on assumptions and estimates. Neither the Fund nor the Advisor can offer assurances that the Index's calculation methodology or sources of information will provide an accurate assessment of included issuers. Unusual market conditions or issuer-specific events may cause the Index Provider to postpone a scheduled rebalance, exclude or substitute a security in the Index or undertake other measures which could cause the Index to vary from its normal or expected composition. The postponement of a scheduled rebalance in a time of market volatility could mean that constituents that would otherwise be removed at rebalance due to changes in market capitalizations, issuer credit ratings, or other reasons may remain, causing the performance and constituents of the Index to vary from those expected under normal conditions. Apart from scheduled rebalances, the Index Provider or its agents may carry out additional ad hoc rebalances to the Index due to unusual market conditions or in order, for example, to correct an error in the selection of index constituents.

**LARGE CAPITALIZATION COMPANIES RISK.** Large capitalization companies may grow at a slower rate and be less able to adapt to changing market conditions than smaller capitalization companies. Thus, the return on investment in securities of large capitalization companies may be less than the return on investment in securities of small and/or mid capitalization companies. The performance of large capitalization companies also tends to trail the overall market during different market cycles.

**MARKET MAKER RISK.** The Fund faces numerous market trading risks, including the potential lack of an active market for Fund shares due to a limited number of market makers. Decisions by market makers or authorized participants to reduce their role or step away from these activities in times of market stress could inhibit the effectiveness of the arbitrage process in maintaining the relationship between the underlying values of the Fund's portfolio securities and the Fund's market price. The Fund may rely on a small number of third-party market makers to provide a market for the purchase and sale of shares. Any trading halt or other problem relating to the trading activity of these market makers could result in a dramatic change in the spread between the Fund's net asset value and the price at which the Fund's shares are trading on the Exchange, which could result in a decrease in value of the Fund's shares. This reduced effectiveness could result in Fund shares trading at a discount to net asset value and also in greater than normal intraday bid-ask spreads for Fund shares.

**MARKET RISK.** Market risk is the risk that a particular investment, or shares of the Fund in general, may fall in value. Securities are subject to market fluctuations caused by real or perceived adverse economic, political, and regulatory factors or market developments, changes in interest rates and perceived trends in securities prices. Shares of the Fund could decline in value or underperform other investments. In addition, local, regional or global events such as war, acts of terrorism, market manipulation, government defaults, government shutdowns, regulatory actions, political changes, diplomatic developments, the imposition of sanctions and other similar measures, spread of infectious diseases or other public health issues, recessions, natural disasters, or other events could have a significant negative impact on the Fund and its investments. Any of such circumstances could have a materially negative impact on the value of the Fund's shares, the liquidity of an investment, and may result in increased market volatility. During any such events, the Fund's shares may trade at increased premiums or discounts to their net asset value, the bid/ask spread on the Fund's shares may widen and the returns on investment may fluctuate.

**MOMENTUM INVESTING RISK.** The Fund employs a "momentum" style of investing that emphasizes selecting stocks that have had higher recent price performance compared to other stocks. Momentum can change quickly and stocks that previously exhibited high momentum characteristics may not experience positive momentum or may experience more volatility than the market as a whole. In addition, there may be periods when the momentum style of investing is out of favor and the investment performance of the Fund may suffer.

**NON-CORRELATION RISK.** The Fund's return may not match the return of the Index for a number of reasons. The Fund incurs operating expenses not applicable to the Index, and may incur costs in buying and selling securities, especially when rebalancing the Fund's portfolio holdings to reflect changes in the composition of the Index. In addition, the Fund's portfolio holdings may not exactly replicate the securities included in the Index or the ratios between the securities included in the Index. Additionally, in order to comply with its investment strategies and policies, the Fund portfolio may deviate from the composition of the Index. Accordingly, the Fund's return may underperform the return of the Index.

**NON-DIVERSIFICATION RISK.** The Fund is classified as "non-diversified" under the Investment Company Act of 1940, as amended (the "1940 Act"). As a result, the Fund is only limited as to the percentage of its assets which may be invested in the securities of any one issuer by the diversification requirements imposed by the Internal Revenue Code of 1986, as amended. The Fund may invest a relatively high percentage of its assets in a limited number of issuers. As a result, the Fund may be more susceptible to a single adverse economic or regulatory occurrence affecting one or more of these issuers, experience increased volatility and be highly invested in certain issuers.

**OPERATIONAL RISK.** The Fund is subject to risks arising from various operational factors, including, but not limited to, human error, processing and communication errors, errors of the Fund's service providers, counterparties or other third-parties, failed or inadequate processes and technology or systems failures. The Fund relies on third-parties for a range of services, including custody. Any delay or failure relating to engaging or maintaining such service providers may affect the Fund's ability to meet its investment objective. Although the Fund and the Fund's investment advisor seek to reduce these operational risks through controls and procedures, there is no way to completely protect against such risks.

**PASSIVE INVESTMENT RISK.** The Fund is not actively managed. The Fund invests in securities included in or representative of the Index regardless of investment merit. The Fund generally will not attempt to take defensive positions in declining markets. In the event that the Index is no longer calculated, the Index license is terminated or the identity or character of the Index is materially changed, the Fund will seek to engage a replacement index.

**PREMIUM/DISCOUNT RISK.** The market price of the Fund's shares will generally fluctuate in accordance with changes in the Fund's net asset value as well as the relative supply of and demand for shares on the Exchange. The Fund's investment advisor cannot predict whether shares will trade below, at or above their net asset value because the shares trade on the Exchange at market prices and not at net asset value. Price differences may be due, in large part, to the fact that supply and demand forces at work in the secondary trading market for shares will be closely related, but not identical, to the same forces influencing the prices of the holdings of the Fund trading individually or in the aggregate at any point in time. However, given that shares can only be purchased and redeemed in Creation Units, and only to and from broker-dealers and large institutional investors that have entered into participation agreements (unlike shares of closed-end funds, which frequently trade at appreciable discounts from, and sometimes at premiums to, their net asset value), the Fund's investment advisor believes that large discounts or premiums to the net asset value of shares should not be sustained. During stressed market conditions, the market for the Fund's shares may become less liquid in response to deteriorating liquidity in the market for the Fund's underlying portfolio holdings, which could in turn lead to differences between the market price of the Fund's shares and their net asset value and the bid/ask spread on the Fund's shares may widen.

## First Trust Nasdaq Bank ETF (FTXO)

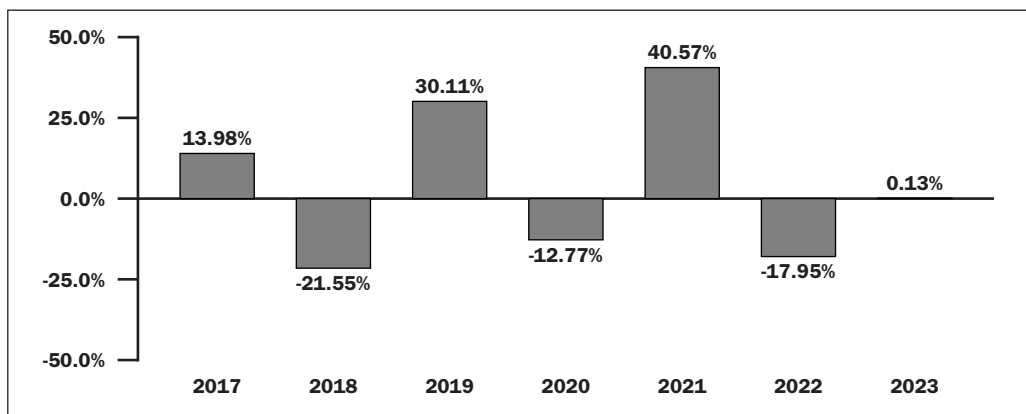
**SMALLER COMPANIES RISK.** Small and/or mid capitalization companies may be more vulnerable to adverse general market or economic developments, and their securities may be less liquid and may experience greater price volatility than larger, more established companies as a result of several factors, including limited trading volumes, fewer products or financial resources, management inexperience and less publicly available information. Accordingly, such companies are generally subject to greater market risk than larger, more established companies.

**TRADING ISSUES RISK.** Trading in Fund shares on the Exchange may be halted due to market conditions or for reasons that, in the view of the Exchange, make trading in shares inadvisable. In addition, trading in Fund shares on the Exchange is subject to trading halts caused by extraordinary market volatility pursuant to the Exchange's "circuit breaker" rules. There can be no assurance that the requirements of the Exchange necessary to maintain the listing of the Fund will continue to be met or will remain unchanged. The Fund may have difficulty maintaining its listing on the Exchange in the event the Fund's assets are small, the Fund does not have enough shareholders, or if the Fund is unable to proceed with creation and/or redemption orders.

### Annual Total Return

The bar chart and table below illustrate the annual calendar year returns of the Fund based on net asset value as well as the average annual Fund and Index returns. The bar chart and table provide an indication of the risks of investing in the Fund by showing changes in the Fund's performance from year-to-year and by showing how the Fund's average annual total returns based on net asset value compared to those of the Index, a broad-based market index and a market index. The Fund's performance information is accessible on the Fund's website at [www.ftportfolios.com](http://www.ftportfolios.com).

### First Trust Nasdaq Bank ETF Calendar Year Total Returns as of 12/31 <sup>(1)</sup>



(1) The Fund's calendar year-to-date total return based on net asset value for the period 12/31/23 to 06/30/24 was 6.32%.

During the periods shown in the chart above:

	Return	Period Ended
Best Quarter	41.66%	December 31, 2020
Worst Quarter	-44.14%	March 31, 2020
Year-to-Date	6.32%	June 30, 2024

The Fund's past performance (before and after taxes) is not necessarily an indication of how the Fund will perform in the future.

All after-tax returns are calculated using the historical highest individual federal marginal income tax rates and do not reflect the impact of any state or local tax. Returns after taxes on distributions reflect the taxed return on the payment of dividends and capital gains. Returns after taxes on distributions and sale of shares assume you sold your shares at period end, and, therefore, are also adjusted for any capital gains or losses incurred. Returns for the market indices do not include expenses, which are deducted from Fund returns, or taxes.

Your own actual after-tax returns will depend on your specific tax situation and may differ from what is shown here. After-tax returns are not relevant to investors who hold Fund shares in tax-deferred accounts such as individual retirement accounts (IRAs) or employee-sponsored retirement plans.



## First Trust Nasdaq Bank ETF (FTXO)

### Average Annual Total Returns for the Periods Ended December 31, 2023

	1 Year	5 Years	Since Inception	Inception Date
Return Before Taxes	0.13%	5.56%	5.98%	9/20/2016
Return After Taxes on Distributions	-1.34%	4.33%	4.86%	
Return After Taxes on Distributions and Sale of Fund Shares	-0.04%	3.75%	4.19%	
Nasdaq US Smart Banks™ Index (reflects no deduction for fees, expenses or taxes)	0.78%	6.27%	6.68%	
Nasdaq US Benchmark Banks™ Index (reflects no deduction for fees, expenses or taxes)	10.06%	8.38%	9.39%	
Nasdaq US Benchmark™ Index (reflects no deduction for fees, expenses or taxes)	26.43%	15.24%	13.21%	

### Management

#### Investment Advisor

First Trust Advisors L.P. (“First Trust” or the “Advisor”)

#### Portfolio Managers

The Fund’s portfolio is managed by a team (the “Investment Committee”) consisting of:

- Daniel J. Lindquist, Chairman of the Investment Committee and Managing Director of First Trust
- David G. McGarel, Chief Investment Officer, Chief Operating Officer and Managing Director of First Trust
- Jon C. Erickson, Senior Vice President of First Trust
- Roger F. Testin, Senior Vice President of First Trust
- Stan Ueland, Senior Vice President of First Trust
- Chris A. Peterson, Senior Vice President of First Trust
- Erik Russo, Vice President of First Trust

The Investment Committee members are primarily and jointly responsible for the day-to-day management of the Fund. Each Investment Committee member has served as a part of the portfolio management team of the Fund since 2016, except for Erik Russo, who has served as a part of the portfolio management team since 2020.

### Purchase and Sale of Fund Shares

The Fund issues and redeems shares on a continuous basis, at net asset value, only in large blocks of shares called “Creation Units.” Individual shares of the Fund may only be purchased and sold on the secondary market through a broker-dealer. Since shares of the Fund trade on securities exchanges in the secondary market at their market price rather than their net asset value, the Fund’s shares may trade at a price greater than (premium) or less than (discount) the Fund’s net asset value. An investor may incur costs attributable to the difference between the highest price a buyer is willing to pay to purchase shares of the Fund (bid) and the lowest price a seller is willing to accept for shares of the Fund (ask) when buying or selling shares in the secondary market (the “bid-ask spread”). Recent information, including the Fund’s net asset value, market price, premiums and discounts, bid-ask spreads and the median bid-ask spread for the Fund’s most recent fiscal year, is available online at <https://www.ftportfolios.com/Retail/etf/home.aspx>.

### Tax Information

The Fund’s distributions are taxable and will generally be taxed as ordinary income or capital gains. Distributions on shares held in a tax-deferred account, while not immediately taxable, will be subject to tax when the shares are no longer held in a tax-deferred account.

**Payments to Broker-Dealers and Other Financial Intermediaries**

If you purchase shares of the Fund through a broker-dealer, registered investment adviser, bank or other financial intermediary (collectively, "intermediaries"), First Trust and First Trust Portfolios L.P., the Fund's distributor, may pay the intermediary for the sale of Fund shares and related services. These payments may create a conflict of interest by influencing the broker-dealer or other intermediary and your salesperson to recommend the Fund over another investment. Ask your salesperson or visit your financial intermediary's website for more information.

## SUMMARY INFORMATION

### First Trust Nasdaq Food & Beverage ETF (FTXG)

#### Investment Objective

The First Trust Nasdaq Food & Beverage ETF (the “Fund”) seeks investment results that correspond generally to the price and yield (before the Fund’s fees and expenses) of an equity index called the Nasdaq US Smart Food & Beverage™ Index (the “Index”).

#### Fees and Expenses of the Fund

The following table describes the fees and expenses you may pay if you buy, hold and sell shares of the Fund. **Investors may pay other fees, such as brokerage commissions and other fees to financial intermediaries, which are not reflected in the table and example below.**

#### Shareholder Fees

(fees paid directly from your investment)

Maximum Sales Charge (Load) Imposed on Purchases (as a percentage of offering price)	None
--	------

#### Annual Fund Operating Expenses

(expenses that you pay each year as a percentage of the value of your investment)

Management Fees	0.60%
Distribution and Service (12b-1) Fees	0.00%
Other Expenses	0.00%
<b>Total Annual Fund Operating Expenses</b>	<b>0.60%</b>

#### Example

The example below is intended to help you compare the cost of investing in the Fund with the cost of investing in other funds.

The example assumes that you invest \$10,000 in the Fund for the time periods indicated and then hold or sell all of your shares at the end of those periods. The example also assumes that your investment has a 5% return each year and that the Fund’s operating expenses remain at current levels. Although your actual costs may be higher or lower, based on these assumptions your costs would be:

1 Year	3 Years	5 Years	10 Years
\$61	\$192	\$335	\$750

#### Portfolio Turnover

The Fund pays transaction costs, such as commissions, when it buys and sells securities (or “turns over” its portfolio). A higher portfolio turnover rate may indicate higher transaction costs and may result in higher taxes when Fund shares are held in a taxable account. These costs, which are not reflected in annual fund operating expenses or in the example, affect the Fund’s performance. During the most recent fiscal year, the Fund’s portfolio turnover rate was 13% of the average value of its portfolio.

#### Principal Investment Strategies

The Fund will normally invest at least 90% of its net assets (including investment borrowings) in the securities that comprise the Index. The Fund, using an indexing investment approach, attempts to replicate, before fees and expenses, the performance of the Index. The Index is owned and is developed, maintained and sponsored by Nasdaq, Inc. (the “Index Provider”). The Index Provider may, from time to time, exercise reasonable discretion as it deems appropriate in order to ensure Index integrity.

According to the Index Provider, the Index is designed to provide exposure to the 30 to 50 top factor-ranked securities from U.S. food and beverage companies. The Index’s initial selection universe consists of the component securities of the Nasdaq US Benchmark™ Index that have been classified as comprising either the beverages sector or food producers sector of the Industry Classification Benchmark (the “ICB”). According to the ICB, companies comprising these sectors include: (i) manufacturers and shippers of cider or malt products; (ii) producers, distillers, vintners, blenders and shippers of wine and spirits; (iii) manufacturers, bottlers and distributors of non-alcoholic beverages; (iv) companies that grow crops or raise livestock, operate fisheries or own non-tobacco plantations; (v) food producers, including meatpacking, snacks, fruits, vegetables, dairy

products, frozen seafood, pet food and dietary supplements, vitamins and related items; (vi) companies involved in the value-adding process of various raw or unprocessed agricultural products, and (vii) companies that grow, refine, process and distribute sugar. The Nasdaq US Benchmark™ Index is an index seeking to track the performance of small, mid and large capitalization U.S. companies. The Fund may invest in depositary receipts.

After meeting certain size, float and liquidity standards of the Index, the Index Provider then ranks the remaining eligible stocks utilizing a factor model that considers: (1) gross income; (2) return on assets; and (3) momentum. A fourth factor, cash flow, is also considered for tie-breaking situations when other factors are inconclusive. The bottom 25% of stocks based on the aggregate rankings above will be eliminated, subject to a requirement that the Index have a total constituent count between 30 and 50 stocks.

The Index assigns security weights based upon cash flow. However, the Index will not assign a security weight of greater than 8% and no more than five securities may be assigned the maximum 8% weight. The excess weight of any capped security is distributed proportionately across the remaining constituent securities. If, after redistribution, any of the five highest ranked securities have a weight of less than 8%, these securities are not capped. Any remaining securities with a weight in excess of 4% are capped at 4% and the excess weight is redistributed proportionally across the remaining constituent securities. If, after the redistribution process, a security has a weight less than 0.50%, weights are redistributed further in the process above such that no security has a weight less than 0.50%. The process is repeated, if necessary, to derive the final weights.

The Index is rebalanced and reconstituted semi-annually and the Fund will make corresponding changes to its portfolio shortly after the Index changes are made public. The Fund will be concentrated in an industry or a group of industries to the extent that the Index is so concentrated. As of June 28, 2024, the Index was composed of 30 securities with market capitalization ranges from \$3 billion to \$274.2 billion. As of June 28, 2024, the Fund had significant investments in consumer staples companies, although this may change from time to time. The Fund's investments will change as the Index changes and, as a result, the Fund may have significant investments in jurisdictions or investment sectors that it may not have had as of June 28, 2024. To the extent the Fund invests a significant portion of its assets in a given jurisdiction or investment sector, the Fund may be exposed to the risks associated with that jurisdiction or investment sector.

## Principal Risks

You could lose money by investing in the Fund. An investment in the Fund is not a deposit of a bank and is not insured or guaranteed by the Federal Deposit Insurance Corporation or any other governmental agency. There can be no assurance that the Fund's investment objective will be achieved. The order of the below risk factors does not indicate the significance of any particular risk factor.

**AUTHORIZED PARTICIPANT CONCENTRATION RISK.** Only an authorized participant may engage in creation or redemption transactions directly with the Fund. A limited number of institutions act as authorized participants for the Fund. To the extent that these institutions exit the business or are unable to proceed with creation and/or redemption orders and no other authorized participant steps forward to create or redeem, the Fund's shares may trade at a premium or discount (the difference between the market price of the Fund's shares and the Fund's net asset value) and possibly face delisting and the bid/ask spread (the difference between the price that someone is willing to pay for shares of the Fund at a specific point in time versus the price at which someone is willing to sell) on the Fund's shares may widen.

**CONSUMER STAPLES COMPANIES RISK.** Consumer staples companies provide products directly to the consumer that are typically considered non-discretionary items based on consumer purchasing habits. Such products include food, beverages, household items and tobacco. Companies providing these products may be affected by the regulation of various product components and production methods, new laws, regulations or litigation, marketing campaigns, competitive pricing and other factors affecting consumer demand. Changes in the worldwide economy, demographics, consumer preferences, consumer spending, exploration and production spending may adversely affect these companies, as well as natural and man-made disasters, political, social or labor unrest, world events and economic conditions.

**CURRENT MARKET CONDITIONS RISK.** Current market conditions risk is the risk that a particular investment, or shares of the Fund in general, may fall in value due to current market conditions. As a means to fight inflation, which remains at elevated levels, the Federal Reserve and certain foreign central banks have raised interest rates, and the Federal Reserve has begun the process to reverse previously implemented quantitative easing. U.S. regulators have proposed several changes to market and issuer regulations which would directly impact the Fund, and any regulatory changes could adversely impact the Fund's ability to achieve its investment strategies or make certain investments. Recent and potential future bank failures could result in disruption to the broader banking industry or markets generally and reduce confidence in financial institutions and the

economy as a whole, which may also heighten market volatility and reduce liquidity. The ongoing adversarial political climate in the United States, as well as political and diplomatic events both domestic and abroad, have and may continue to have an adverse impact the U.S. regulatory landscape, markets and investor behavior, which could have a negative impact on the Fund's investments and operations. Other unexpected political, regulatory and diplomatic events within the U.S. and abroad may affect investor and consumer confidence and may adversely impact financial markets and the broader economy. For example, ongoing armed conflicts between Russia and Ukraine in Europe and among Israel, Hamas and other militant groups in the Middle East, have caused and could continue to cause significant market disruptions and volatility within the markets in Russia, Europe, the Middle East and the United States. The hostilities and sanctions resulting from those hostilities have and could continue to have a significant impact on certain Fund investments as well as Fund performance and liquidity. The economies of the United States and its trading partners, as well as the financial markets generally, may be adversely impacted by trade disputes and other matters. For example, the United States has imposed trade barriers and restrictions on China. In addition, the Chinese government is engaged in a longstanding dispute with Taiwan, continually threatening an invasion. If the political climate between the United States and China does not improve or continues to deteriorate, if China were to attempt invading Taiwan, or if other geopolitical conflicts develop or worsen, economies, markets and individual securities may be adversely affected, and the value of the Fund's assets may go down. The COVID-19 global pandemic, or any future public health crisis, and the ensuing policies enacted by governments and central banks have caused and may continue to cause significant volatility and uncertainty in global financial markets, negatively impacting global growth prospects. While vaccines have been developed, there is no guarantee that vaccines will be effective against emerging future variants of the disease. As this global pandemic illustrated, such events may affect certain geographic regions, countries, sectors and industries more significantly than others. Advancements in technology may also adversely impact markets and the overall performance of the Fund. For instance, the economy may be significantly impacted by the advanced development and increased regulation of artificial intelligence. These events, and any other future events, may adversely affect the prices and liquidity of the Fund's portfolio investments and could result in disruptions in the trading markets.

**CYBER SECURITY RISK.** The Fund is susceptible to operational risks through breaches in cyber security. A breach in cyber security refers to both intentional and unintentional events that may cause the Fund to lose proprietary information, suffer data corruption or lose operational capacity. Such events could cause the Fund to incur regulatory penalties, reputational damage, additional compliance costs associated with corrective measures and/or financial loss. Cyber security breaches may involve unauthorized access to the Fund's digital information systems through "hacking" or malicious software coding but may also result from outside attacks such as denial-of-service attacks through efforts to make network services unavailable to intended users. In addition, cyber security breaches of the issuers of securities in which the Fund invests or the Fund's third-party service providers, such as its administrator, transfer agent, custodian, or sub-advisor, as applicable, can also subject the Fund to many of the same risks associated with direct cyber security breaches. Although the Fund has established risk management systems designed to reduce the risks associated with cyber security, there is no guarantee that such efforts will succeed, especially because the Fund does not directly control the cyber security systems of issuers or third-party service providers.

**DEPOSITARY RECEIPTS RISK.** Depositary receipts represent equity interests in a foreign company that trade on a local stock exchange. Depositary receipts may be less liquid than the underlying shares in their primary trading market. Any distributions paid to the holders of depositary receipts are usually subject to a fee charged by the depositary. Holders of depositary receipts may have limited voting rights, and investment restrictions in certain countries may adversely impact the value of depositary receipts because such restrictions may limit the ability to convert the equity shares into depositary receipts and vice versa. Such restrictions may cause the equity shares of the underlying issuer to trade at a discount or premium to the market price of the depositary receipts.

**EQUITY SECURITIES RISK.** The value of the Fund's shares will fluctuate with changes in the value of the equity securities in which it invests. Equity securities prices fluctuate for several reasons, including changes in investors' perceptions of the financial condition of an issuer or the general condition of the relevant equity market, such as market volatility, or when political or economic events affecting an issuer occur. Common stock prices may be particularly sensitive to rising interest rates, as the cost of capital rises and borrowing costs increase. Equity securities may decline significantly in price over short or extended periods of time, and such declines may occur in the equity market as a whole, or they may occur in only a particular country, company, industry or sector of the market.

**FOOD AND BEVERAGE COMPANIES RISK.** The food and beverage industry is very competitive and companies in the food and beverage industry are subject to a number of risks. Demographic and product trends, changing consumer preferences, nutritional and health-related concerns, competitive pricing, marketing campaigns, environmental factors, adverse changes in general economic conditions, government regulation, food inspection and processing control, consumer boycotts, risks of

product tampering, product liability claims, and the availability and expense of liability insurance can affect the demand for, and success of, food and beverage products in the marketplace.

**INDEX CONCENTRATION RISK.** The Fund will be concentrated in an industry or a group of industries to the extent that the Index is so concentrated. To the extent that the Fund invests a significant percentage of its assets in a single asset class or the securities of issuers within the same country, state, region, industry or sector, an adverse economic, business or political development may affect the value of the Fund's investments more than if the Fund were more broadly diversified. A significant exposure makes the Fund more susceptible to any single occurrence and may subject the Fund to greater market risk than a fund that is more broadly diversified. There may be instances in which the Index, for a variety of reasons including changes in the prices of individual securities held by the Fund, has a larger exposure to a small number of stocks or a single stock relative to the rest of the stocks in the Index. Under such circumstances, the Fund will not deviate from the Index except in rare circumstances or in an immaterial way and therefore the Fund's returns would be more greatly influenced by the returns of the stock(s) with the larger exposure.

**INDEX OR MODEL CONSTITUENT RISK.** The Fund may be a constituent of one or more indices or ETF models. As a result, the Fund may be included in one or more index-tracking exchange-traded funds or mutual funds. Being a component security of such a vehicle could greatly affect the trading activity involving the Fund's shares, the size of the Fund and the market volatility of the Fund. Inclusion in an index could increase demand for the Fund and removal from an index could result in outsized selling activity in a relatively short period of time. As a result, the Fund's net asset value could be negatively impacted and the Fund's market price may be below the Fund's net asset value during certain periods. In addition, index rebalances may potentially result in increased trading activity in the Fund's shares.

**INDEX PROVIDER RISK.** There is no assurance that the Index Provider, or any agents that act on its behalf, will compile the Index accurately, or that the Index will be determined, maintained, constructed, reconstituted, rebalanced, composed, calculated or disseminated accurately. The Index Provider and its agents do not provide any representation or warranty in relation to the quality, accuracy or completeness of data in the Index, and do not guarantee that the Index will be calculated in accordance with its stated methodology. The Advisor's mandate as described in this prospectus is to manage the Fund consistently with the Index provided by the Index Provider. The Advisor relies upon the Index provider and its agents to accurately compile, maintain, construct, reconstitute, rebalance, compose, calculate and disseminate the Index accurately. Therefore, losses or costs associated with any Index Provider or agent errors generally will be borne by the Fund and its shareholders. To correct any such error, the Index Provider or its agents may carry out an unscheduled rebalance of the Index or other modification of Index constituents or weightings. When the Fund in turn rebalances its portfolio, any transaction costs and market exposure arising from such portfolio rebalancing will be borne by the Fund and its shareholders. Unscheduled rebalances also expose the Fund to additional tracking error risk. Errors in respect of the quality, accuracy and completeness of the data used to compile the Index may occur from time to time and may not be identified and corrected by the Index Provider for a period of time or at all, particularly where the Index is less commonly used as a benchmark by funds or advisors. For example, during a period where the Index contains incorrect constituents, the Fund tracking the Index would have market exposure to such constituents and would be underexposed to the Index's other constituents. Such errors may negatively impact the Fund and its shareholders. The Index Provider and its agents rely on various sources of information to assess the criteria of issuers included in the Index, including information that may be based on assumptions and estimates. Neither the Fund nor the Advisor can offer assurances that the Index's calculation methodology or sources of information will provide an accurate assessment of included issuers. Unusual market conditions or issuer-specific events may cause the Index Provider to postpone a scheduled rebalance, exclude or substitute a security in the Index or undertake other measures which could cause the Index to vary from its normal or expected composition. The postponement of a scheduled rebalance in a time of market volatility could mean that constituents that would otherwise be removed at rebalance due to changes in market capitalizations, issuer credit ratings, or other reasons may remain, causing the performance and constituents of the Index to vary from those expected under normal conditions. Apart from scheduled rebalances, the Index Provider or its agents may carry out additional ad hoc rebalances to the Index due to unusual market conditions or in order, for example, to correct an error in the selection of index constituents.

**LARGE CAPITALIZATION COMPANIES RISK.** Large capitalization companies may grow at a slower rate and be less able to adapt to changing market conditions than smaller capitalization companies. Thus, the return on investment in securities of large capitalization companies may be less than the return on investment in securities of small and/or mid capitalization companies. The performance of large capitalization companies also tends to trail the overall market during different market cycles.

**MARKET MAKER RISK.** The Fund faces numerous market trading risks, including the potential lack of an active market for Fund shares due to a limited number of market makers. Decisions by market makers or authorized participants to reduce their role or step away from these activities in times of market stress could inhibit the effectiveness of the arbitrage process in maintaining the relationship between the underlying values of the Fund's portfolio securities and the Fund's market price. The Fund may rely on a small number of third-party market makers to provide a market for the purchase and sale of shares. Any trading halt or other problem relating to the trading activity of these market makers could result in a dramatic change in the spread between the Fund's net asset value and the price at which the Fund's shares are trading on the Exchange, which could result in a decrease in value of the Fund's shares. This reduced effectiveness could result in Fund shares trading at a discount to net asset value and also in greater than normal intraday bid-ask spreads for Fund shares.

**MARKET RISK.** Market risk is the risk that a particular investment, or shares of the Fund in general, may fall in value. Securities are subject to market fluctuations caused by real or perceived adverse economic, political, and regulatory factors or market developments, changes in interest rates and perceived trends in securities prices. Shares of the Fund could decline in value or underperform other investments. In addition, local, regional or global events such as war, acts of terrorism, market manipulation, government defaults, government shutdowns, regulatory actions, political changes, diplomatic developments, the imposition of sanctions and other similar measures, spread of infectious diseases or other public health issues, recessions, natural disasters, or other events could have a significant negative impact on the Fund and its investments. Any of such circumstances could have a materially negative impact on the value of the Fund's shares, the liquidity of an investment, and may result in increased market volatility. During any such events, the Fund's shares may trade at increased premiums or discounts to their net asset value, the bid/ask spread on the Fund's shares may widen and the returns on investment may fluctuate.

**MOMENTUM INVESTING RISK.** The Fund employs a "momentum" style of investing that emphasizes selecting stocks that have had higher recent price performance compared to other stocks. Momentum can change quickly and stocks that previously exhibited high momentum characteristics may not experience positive momentum or may experience more volatility than the market as a whole. In addition, there may be periods when the momentum style of investing is out of favor and the investment performance of the Fund may suffer.

**NON-CORRELATION RISK.** The Fund's return may not match the return of the Index for a number of reasons. The Fund incurs operating expenses not applicable to the Index, and may incur costs in buying and selling securities, especially when rebalancing the Fund's portfolio holdings to reflect changes in the composition of the Index. In addition, the Fund's portfolio holdings may not exactly replicate the securities included in the Index or the ratios between the securities included in the Index. Additionally, in order to comply with its investment strategies and policies, the Fund portfolio may deviate from the composition of the Index. Accordingly, the Fund's return may underperform the return of the Index.

**NON-DIVERSIFICATION RISK.** The Fund is classified as "non-diversified" under the Investment Company Act of 1940, as amended (the "1940 Act"). As a result, the Fund is only limited as to the percentage of its assets which may be invested in the securities of any one issuer by the diversification requirements imposed by the Internal Revenue Code of 1986, as amended. The Fund may invest a relatively high percentage of its assets in a limited number of issuers. As a result, the Fund may be more susceptible to a single adverse economic or regulatory occurrence affecting one or more of these issuers, experience increased volatility and be highly invested in certain issuers.

**OPERATIONAL RISK.** The Fund is subject to risks arising from various operational factors, including, but not limited to, human error, processing and communication errors, errors of the Fund's service providers, counterparties or other third-parties, failed or inadequate processes and technology or systems failures. The Fund relies on third-parties for a range of services, including custody. Any delay or failure relating to engaging or maintaining such service providers may affect the Fund's ability to meet its investment objective. Although the Fund and the Fund's investment advisor seek to reduce these operational risks through controls and procedures, there is no way to completely protect against such risks.

**PASSIVE INVESTMENT RISK.** The Fund is not actively managed. The Fund invests in securities included in or representative of the Index regardless of investment merit. The Fund generally will not attempt to take defensive positions in declining markets. In the event that the Index is no longer calculated, the Index license is terminated or the identity or character of the Index is materially changed, the Fund will seek to engage a replacement index.

**PREMIUM/DISCOUNT RISK.** The market price of the Fund's shares will generally fluctuate in accordance with changes in the Fund's net asset value as well as the relative supply of and demand for shares on the Exchange. The Fund's investment advisor cannot predict whether shares will trade below, at or above their net asset value because the shares trade on the Exchange at market prices and not at net asset value. Price differences may be due, in large part, to the fact that supply and demand

## First Trust Nasdaq Food & Beverage ETF (FTXG)

forces at work in the secondary trading market for shares will be closely related, but not identical, to the same forces influencing the prices of the holdings of the Fund trading individually or in the aggregate at any point in time. However, given that shares can only be purchased and redeemed in Creation Units, and only to and from broker-dealers and large institutional investors that have entered into participation agreements (unlike shares of closed-end funds, which frequently trade at appreciable discounts from, and sometimes at premiums to, their net asset value), the Fund's investment advisor believes that large discounts or premiums to the net asset value of shares should not be sustained. During stressed market conditions, the market for the Fund's shares may become less liquid in response to deteriorating liquidity in the market for the Fund's underlying portfolio holdings, which could in turn lead to differences between the market price of the Fund's shares and their net asset value and the bid/ask spread on the Fund's shares may widen.

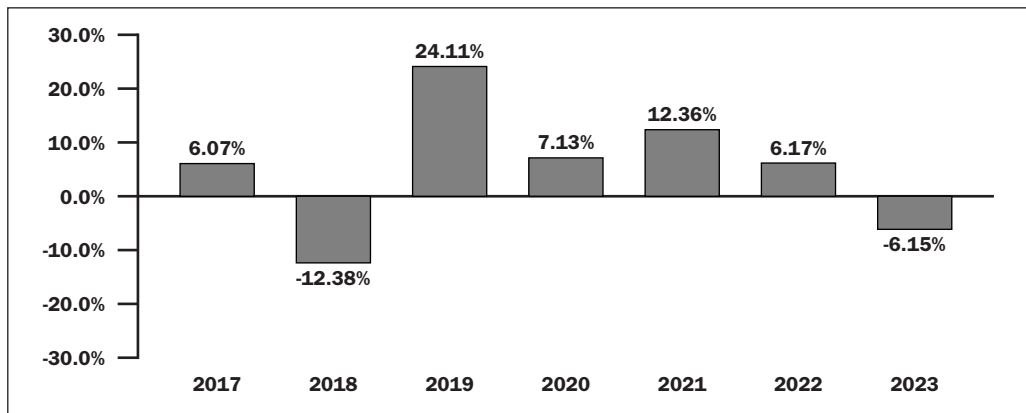
**SMALLER COMPANIES RISK.** Small and/or mid capitalization companies may be more vulnerable to adverse general market or economic developments, and their securities may be less liquid and may experience greater price volatility than larger, more established companies as a result of several factors, including limited trading volumes, fewer products or financial resources, management inexperience and less publicly available information. Accordingly, such companies are generally subject to greater market risk than larger, more established companies.

**TRADING ISSUES RISK.** Trading in Fund shares on the Exchange may be halted due to market conditions or for reasons that, in the view of the Exchange, make trading in shares inadvisable. In addition, trading in Fund shares on the Exchange is subject to trading halts caused by extraordinary market volatility pursuant to the Exchange's "circuit breaker" rules. There can be no assurance that the requirements of the Exchange necessary to maintain the listing of the Fund will continue to be met or will remain unchanged. The Fund may have difficulty maintaining its listing on the Exchange in the event the Fund's assets are small, the Fund does not have enough shareholders, or if the Fund is unable to proceed with creation and/or redemption orders.

### Annual Total Return

The bar chart and table below illustrate the annual calendar year returns of the Fund based on net asset value as well as the average annual Fund and Index returns. The bar chart and table provide an indication of the risks of investing in the Fund by showing changes in the Fund's performance from year-to-year and by showing how the Fund's average annual total returns based on net asset value compared to those of the Index, a broad-based market index and a market index. The Fund's performance information is accessible on the Fund's website at [www.ftportfolios.com](http://www.ftportfolios.com).

### First Trust Nasdaq Food & Beverage ETF Calendar Year Total Returns as of 12/31 <sup>(1)</sup>



(1) The Fund's calendar year-to-date total return based on net asset value for the period 12/31/23 to 06/30/24 was -2.14%.

During the periods shown in the chart above:

	Return	Period Ended
Best Quarter	12.08%	June 30, 2020
Worst Quarter	-21.64%	March 31, 2020
Year-to-Date	-2.14%	June 30, 2024

The Fund's past performance (before and after taxes) is not necessarily an indication of how the Fund will perform in the future.



## First Trust Nasdaq Food & Beverage ETF (FTXG)

All after-tax returns are calculated using the historical highest individual federal marginal income tax rates and do not reflect the impact of any state or local tax. Returns after taxes on distributions reflect the taxed return on the payment of dividends and capital gains. Returns after taxes on distributions and sale of shares assume you sold your shares at period end, and, therefore, are also adjusted for any capital gains or losses incurred. Returns for the market indices do not include expenses, which are deducted from Fund returns, or taxes.

Your own actual after-tax returns will depend on your specific tax situation and may differ from what is shown here. After-tax returns are not relevant to investors who hold Fund shares in tax-deferred accounts such as individual retirement accounts (IRAs) or employee-sponsored retirement plans.

### Average Annual Total Returns for the Periods Ended December 31, 2023

	1 Year	5 Years	Since Inception	Inception Date
Return Before Taxes	-6.15%	8.28%	4.62%	9/20/2016
Return After Taxes on Distributions	-7.75%	7.39%	3.84%	
Return After Taxes on Distributions and Sale of Fund Shares	-3.65%	6.12%	3.26%	
Nasdaq US Smart Food & Beverage™ Index (reflects no deduction for fees, expenses or taxes)	-5.62%	8.96%	5.28%	
Nasdaq US Benchmark Food, Beverage and Tobacco™ Index (reflects no deduction for fees, expenses or taxes)	-3.25%	10.01%	7.12%	
Nasdaq US Benchmark™ Index (reflects no deduction for fees, expenses or taxes)	26.43%	15.24%	13.21%	

### Management

#### Investment Advisor

First Trust Advisors L.P. (“First Trust” or the “Advisor”)

#### Portfolio Managers

The Fund’s portfolio is managed by a team (the “Investment Committee”) consisting of:

- Daniel J. Lindquist, Chairman of the Investment Committee and Managing Director of First Trust
- David G. McGarel, Chief Investment Officer, Chief Operating Officer and Managing Director of First Trust
- Jon C. Erickson, Senior Vice President of First Trust
- Roger F. Testin, Senior Vice President of First Trust
- Stan Ueland, Senior Vice President of First Trust
- Chris A. Peterson, Senior Vice President of First Trust
- Erik Russo, Vice President of First Trust

The Investment Committee members are primarily and jointly responsible for the day-to-day management of the Fund. Each Investment Committee member has served as a part of the portfolio management team of the Fund since 2016, except for Erik Russo, who has served as a part of the portfolio management team since 2020.

### Purchase and Sale of Fund Shares

The Fund issues and redeems shares on a continuous basis, at net asset value, only in large blocks of shares called “Creation Units.” Individual shares of the Fund may only be purchased and sold on the secondary market through a broker-dealer. Since shares of the Fund trade on securities exchanges in the secondary market at their market price rather than their net asset value, the Fund’s shares may trade at a price greater than (premium) or less than (discount) the Fund’s net asset value. An investor may incur costs attributable to the difference between the highest price a buyer is willing to pay to purchase shares of the Fund (bid) and the lowest price a seller is willing to accept for shares of the Fund (ask) when buying or selling shares in the secondary market (the “bid-ask spread”). Recent information, including the Fund’s net asset value, market price, premiums and discounts, bid-ask spreads and the median bid-ask spread for the Fund’s most recent fiscal year, is available online at <https://www.ftportfolios.com/Retail/etf/home.aspx>.

**Tax Information**

The Fund's distributions are taxable and will generally be taxed as ordinary income or capital gains. Distributions on shares held in a tax-deferred account, while not immediately taxable, will be subject to tax when the shares are no longer held in a tax-deferred account.

**Payments to Broker-Dealers and Other Financial Intermediaries**

If you purchase shares of the Fund through a broker-dealer, registered investment adviser, bank or other financial intermediary (collectively, "intermediaries"), First Trust and First Trust Portfolios L.P., the Fund's distributor, may pay the intermediary for the sale of Fund shares and related services. These payments may create a conflict of interest by influencing the broker-dealer or other intermediary and your salesperson to recommend the Fund over another investment. Ask your salesperson or visit your financial intermediary's website for more information.

## SUMMARY INFORMATION

### First Trust Nasdaq Oil & Gas ETF (FTXN)

#### Investment Objective

The First Trust Nasdaq Oil & Gas ETF (the “Fund”) seeks investment results that correspond generally to the price and yield (before the Fund’s fees and expenses) of an equity index called the Nasdaq US Smart Oil & Gas™ Index (the “Index”).

#### Fees and Expenses of the Fund

The following table describes the fees and expenses you may pay if you buy, hold and sell shares of the Fund. **Investors may pay other fees, such as brokerage commissions and other fees to financial intermediaries, which are not reflected in the table and example below.**

#### Shareholder Fees

(fees paid directly from your investment)

Maximum Sales Charge (Load) Imposed on Purchases (as a percentage of offering price)	None
--	------

#### Annual Fund Operating Expenses

(expenses that you pay each year as a percentage of the value of your investment)

Management Fees	0.60%
Distribution and Service (12b-1) Fees	0.00%
Other Expenses	0.00%
<b>Total Annual Fund Operating Expenses</b>	<b>0.60%</b>

#### Example

The example below is intended to help you compare the cost of investing in the Fund with the cost of investing in other funds.

The example assumes that you invest \$10,000 in the Fund for the time periods indicated and then hold or sell all of your shares at the end of those periods. The example also assumes that your investment has a 5% return each year and that the Fund’s operating expenses remain at current levels. Although your actual costs may be higher or lower, based on these assumptions your costs would be:

1 Year	3 Years	5 Years	10 Years
\$61	\$192	\$335	\$750

#### Portfolio Turnover

The Fund pays transaction costs, such as commissions, when it buys and sells securities (or “turns over” its portfolio). A higher portfolio turnover rate may indicate higher transaction costs and may result in higher taxes when Fund shares are held in a taxable account. These costs, which are not reflected in annual fund operating expenses or in the example, affect the Fund’s performance. During the most recent fiscal year, the Fund’s portfolio turnover rate was 25% of the average value of its portfolio.

#### Principal Investment Strategies

The Fund will normally invest at least 90% of its net assets (including investment borrowings) in the securities that comprise the Index. The Fund, using an indexing investment approach, attempts to replicate, before fees and expenses, the performance of the Index. The Index is owned and is developed, maintained and sponsored by Nasdaq, Inc. (the “Index Provider”). The Index Provider may, from time to time, exercise reasonable discretion as it deems appropriate in order to ensure Index integrity.

According to the Index Provider, the Index is designed to provide exposure to the 30 to 50 top factor-ranked securities from U.S. oil and gas companies. The Index’s initial selection universe consists of the component securities of the Nasdaq US Benchmark™ Index that have been classified as comprising the oil, gas and coal sector according to the Industry Classification Benchmark (the “ICB”). According to the ICB, companies comprising these sectors include: (i) companies engaged in the exploration for and drilling, production and supply of crude oil on land; (ii) integrated oil and gas companies engaged in the extraction, transportation, refining and marketing of petroleum production; (iii) suppliers of equipment and services to oil fields and offshore platforms, such as drilling, exploration, seismic-information services and platform construction; (iv) operators of pipelines carrying oil, gas or other forms of fuel; (v) companies that primarily explore and drill for oil and gas

in offshore areas; and (vi) companies primarily engaged in the refining and marketing of petroleum products. The Nasdaq US Benchmark™ Index is an index seeking to track the performance of small, mid and large capitalization U.S. companies. The Fund may invest in depositary receipts.

After meeting certain size, float and liquidity standards of the Index, the Index Provider then ranks the remaining eligible stocks utilizing a factor model that considers: (1) gross income; (2) return on assets; and (3) momentum. A fourth factor, cash flow, is also considered for tie-breaking situations when other factors are inconclusive. The bottom 25% of stocks based on the aggregate rankings above will be eliminated, subject to a requirement that the Index have a total constituent count between 30 and 50 stocks.

The Index assigns security weights based upon cash flow. However, the Index will not assign a security weight of greater than 8% and no more than five securities may be assigned the maximum 8% weight. The excess weight of any capped security is distributed proportionately across the remaining constituent securities. If, after redistribution, any of the five highest ranked securities have a weight of less than 8%, these securities are not capped. Any remaining securities with a weight in excess of 4% are capped at 4% and the excess weight is redistributed proportionally across the remaining constituent securities. If, after the redistribution process, a security has a weight less than 0.50%, weights are redistributed further in the process above such that no security has a weight less than 0.50%. The process is repeated, if necessary, to derive the final weights.

The Index is rebalanced and reconstituted semi-annually and the Fund will make corresponding changes to its portfolio shortly after the Index changes are made public. The Fund will be concentrated in an industry or a group of industries to the extent that the Index is so concentrated. As of June 28, 2024, the Index was composed of 41 securities with market capitalization ranges from \$2.69 billion to \$453.84 billion. As of June 28, 2024, the Fund had significant investments in energy companies, although this may change from time to time. The Fund's investments will change as the Index changes and, as a result, the Fund may have significant investments in jurisdictions or investment sectors that it may not have had as of June 28, 2024. To the extent the Fund invests a significant portion of its assets in a given jurisdiction or investment sector, the Fund may be exposed to the risks associated with that jurisdiction or investment sector.

### Principal Risks

You could lose money by investing in the Fund. An investment in the Fund is not a deposit of a bank and is not insured or guaranteed by the Federal Deposit Insurance Corporation or any other governmental agency. There can be no assurance that the Fund's investment objective will be achieved. The order of the below risk factors does not indicate the significance of any particular risk factor.

**AUTHORIZED PARTICIPANT CONCENTRATION RISK.** Only an authorized participant may engage in creation or redemption transactions directly with the Fund. A limited number of institutions act as authorized participants for the Fund. To the extent that these institutions exit the business or are unable to proceed with creation and/or redemption orders and no other authorized participant steps forward to create or redeem, the Fund's shares may trade at a premium or discount (the difference between the market price of the Fund's shares and the Fund's net asset value) and possibly face delisting and the bid/ask spread (the difference between the price that someone is willing to pay for shares of the Fund at a specific point in time versus the price at which someone is willing to sell) on the Fund's shares may widen.

**CURRENT MARKET CONDITIONS RISK.** Current market conditions risk is the risk that a particular investment, or shares of the Fund in general, may fall in value due to current market conditions. As a means to fight inflation, which remains at elevated levels, the Federal Reserve and certain foreign central banks have raised interest rates, and the Federal Reserve has begun the process to reverse previously implemented quantitative easing. U.S. regulators have proposed several changes to market and issuer regulations which would directly impact the Fund, and any regulatory changes could adversely impact the Fund's ability to achieve its investment strategies or make certain investments. Recent and potential future bank failures could result in disruption to the broader banking industry or markets generally and reduce confidence in financial institutions and the economy as a whole, which may also heighten market volatility and reduce liquidity. The ongoing adversarial political climate in the United States, as well as political and diplomatic events both domestic and abroad, have and may continue to have an adverse impact the U.S. regulatory landscape, markets and investor behavior, which could have a negative impact on the Fund's investments and operations. Other unexpected political, regulatory and diplomatic events within the U.S. and abroad may affect investor and consumer confidence and may adversely impact financial markets and the broader economy. For example, ongoing armed conflicts between Russia and Ukraine in Europe and among Israel, Hamas and other militant groups in the Middle East, have caused and could continue to cause significant market disruptions and volatility within the markets in Russia, Europe, the Middle East and the United States. The hostilities and sanctions resulting from those hostilities have and could continue to have a significant impact on certain Fund investments as well as Fund performance and liquidity. The economies

of the United States and its trading partners, as well as the financial markets generally, may be adversely impacted by trade disputes and other matters. For example, the United States has imposed trade barriers and restrictions on China. In addition, the Chinese government is engaged in a longstanding dispute with Taiwan, continually threatening an invasion. If the political climate between the United States and China does not improve or continues to deteriorate, if China were to attempt invading Taiwan, or if other geopolitical conflicts develop or worsen, economies, markets and individual securities may be adversely affected, and the value of the Fund's assets may go down. The COVID-19 global pandemic, or any future public health crisis, and the ensuing policies enacted by governments and central banks have caused and may continue to cause significant volatility and uncertainty in global financial markets, negatively impacting global growth prospects. While vaccines have been developed, there is no guarantee that vaccines will be effective against emerging future variants of the disease. As this global pandemic illustrated, such events may affect certain geographic regions, countries, sectors and industries more significantly than others. Advancements in technology may also adversely impact markets and the overall performance of the Fund. For instance, the economy may be significantly impacted by the advanced development and increased regulation of artificial intelligence. These events, and any other future events, may adversely affect the prices and liquidity of the Fund's portfolio investments and could result in disruptions in the trading markets.

**CYBER SECURITY RISK.** The Fund is susceptible to operational risks through breaches in cyber security. A breach in cyber security refers to both intentional and unintentional events that may cause the Fund to lose proprietary information, suffer data corruption or lose operational capacity. Such events could cause the Fund to incur regulatory penalties, reputational damage, additional compliance costs associated with corrective measures and/or financial loss. Cyber security breaches may involve unauthorized access to the Fund's digital information systems through "hacking" or malicious software coding but may also result from outside attacks such as denial-of-service attacks through efforts to make network services unavailable to intended users. In addition, cyber security breaches of the issuers of securities in which the Fund invests or the Fund's third-party service providers, such as its administrator, transfer agent, custodian, or sub-advisor, as applicable, can also subject the Fund to many of the same risks associated with direct cyber security breaches. Although the Fund has established risk management systems designed to reduce the risks associated with cyber security, there is no guarantee that such efforts will succeed, especially because the Fund does not directly control the cyber security systems of issuers or third-party service providers.

**DEPOSITARY RECEIPTS RISK.** Depositary receipts represent equity interests in a foreign company that trade on a local stock exchange. Depositary receipts may be less liquid than the underlying shares in their primary trading market. Any distributions paid to the holders of depositary receipts are usually subject to a fee charged by the depositary. Holders of depositary receipts may have limited voting rights, and investment restrictions in certain countries may adversely impact the value of depositary receipts because such restrictions may limit the ability to convert the equity shares into depositary receipts and vice versa. Such restrictions may cause the equity shares of the underlying issuer to trade at a discount or premium to the market price of the depositary receipts.

**ENERGY COMPANIES RISK.** The success of energy companies may be cyclical and highly dependent on energy prices. The market value of securities issued by energy companies may decline for many reasons, including, among other things, changes in the levels and volatility of global energy prices, energy supply and demand, capital expenditures on exploration and production of energy sources, exchange rates, interest rates, economic conditions, tax treatment, energy conservation efforts, increased competition and technological advances. Energy companies may be subject to substantial government regulation and contractual fixed pricing, which may increase the cost of doing business and limit the earnings of these companies. A significant portion of the revenues of energy companies may depend on a relatively small number of customers, including governmental entities and utilities. As a result, governmental budget constraints may have a material adverse effect on the stock prices of energy companies. Energy companies may also operate in, or engage in transactions involving, countries with less developed regulatory regimes or a history of expropriation, nationalization or other adverse policies. Energy companies also face a significant risk of liability from accidents resulting in injury or loss of life or property, pollution or other environmental problems, equipment malfunctions or mishandling of materials and a risk of loss from terrorism, political strife or natural disasters.

**EQUITY SECURITIES RISK.** The value of the Fund's shares will fluctuate with changes in the value of the equity securities in which it invests. Equity securities prices fluctuate for several reasons, including changes in investors' perceptions of the financial condition of an issuer or the general condition of the relevant equity market, such as market volatility, or when political or economic events affecting an issuer occur. Common stock prices may be particularly sensitive to rising interest rates, as the cost of capital rises and borrowing costs increase. Equity securities may decline significantly in price over short or extended periods of time, and such declines may occur in the equity market as a whole, or they may occur in only a particular country, company, industry or sector of the market.

**INDEX CONCENTRATION RISK.** The Fund will be concentrated in an industry or a group of industries to the extent that the Index is so concentrated. To the extent that the Fund invests a significant percentage of its assets in a single asset class or the securities of issuers within the same country, state, region, industry or sector, an adverse economic, business or political development may affect the value of the Fund's investments more than if the Fund were more broadly diversified. A significant exposure makes the Fund more susceptible to any single occurrence and may subject the Fund to greater market risk than a fund that is more broadly diversified. There may be instances in which the Index, for a variety of reasons including changes in the prices of individual securities held by the Fund, has a larger exposure to a small number of stocks or a single stock relative to the rest of the stocks in the Index. Under such circumstances, the Fund will not deviate from the Index except in rare circumstances or in an immaterial way and therefore the Fund's returns would be more greatly influenced by the returns of the stock(s) with the larger exposure.

**INDEX OR MODEL CONSTITUENT RISK.** The Fund may be a constituent of one or more indices or ETF models. As a result, the Fund may be included in one or more index-tracking exchange-traded funds or mutual funds. Being a component security of such a vehicle could greatly affect the trading activity involving the Fund's shares, the size of the Fund and the market volatility of the Fund. Inclusion in an index could increase demand for the Fund and removal from an index could result in outsized selling activity in a relatively short period of time. As a result, the Fund's net asset value could be negatively impacted and the Fund's market price may be below the Fund's net asset value during certain periods. In addition, index rebalances may potentially result in increased trading activity in the Fund's shares.

**INDEX PROVIDER RISK.** There is no assurance that the Index Provider, or any agents that act on its behalf, will compile the Index accurately, or that the Index will be determined, maintained, constructed, reconstituted, rebalanced, composed, calculated or disseminated accurately. The Index Provider and its agents do not provide any representation or warranty in relation to the quality, accuracy or completeness of data in the Index, and do not guarantee that the Index will be calculated in accordance with its stated methodology. The Advisor's mandate as described in this prospectus is to manage the Fund consistently with the Index provided by the Index Provider. The Advisor relies upon the Index provider and its agents to accurately compile, maintain, construct, reconstitute, rebalance, compose, calculate and disseminate the Index accurately. Therefore, losses or costs associated with any Index Provider or agent errors generally will be borne by the Fund and its shareholders. To correct any such error, the Index Provider or its agents may carry out an unscheduled rebalance of the Index or other modification of Index constituents or weightings. When the Fund in turn rebalances its portfolio, any transaction costs and market exposure arising from such portfolio rebalancing will be borne by the Fund and its shareholders. Unscheduled rebalances also expose the Fund to additional tracking error risk. Errors in respect of the quality, accuracy and completeness of the data used to compile the Index may occur from time to time and may not be identified and corrected by the Index Provider for a period of time or at all, particularly where the Index is less commonly used as a benchmark by funds or advisors. For example, during a period where the Index contains incorrect constituents, the Fund tracking the Index would have market exposure to such constituents and would be underexposed to the Index's other constituents. Such errors may negatively impact the Fund and its shareholders. The Index Provider and its agents rely on various sources of information to assess the criteria of issuers included in the Index, including information that may be based on assumptions and estimates. Neither the Fund nor the Advisor can offer assurances that the Index's calculation methodology or sources of information will provide an accurate assessment of included issuers. Unusual market conditions or issuer-specific events may cause the Index Provider to postpone a scheduled rebalance, exclude or substitute a security in the Index or undertake other measures which could cause the Index to vary from its normal or expected composition. The postponement of a scheduled rebalance in a time of market volatility could mean that constituents that would otherwise be removed at rebalance due to changes in market capitalizations, issuer credit ratings, or other reasons may remain, causing the performance and constituents of the Index to vary from those expected under normal conditions. Apart from scheduled rebalances, the Index Provider or its agents may carry out additional ad hoc rebalances to the Index due to unusual market conditions or in order, for example, to correct an error in the selection of index constituents.

**LARGE CAPITALIZATION COMPANIES RISK.** Large capitalization companies may grow at a slower rate and be less able to adapt to changing market conditions than smaller capitalization companies. Thus, the return on investment in securities of large capitalization companies may be less than the return on investment in securities of small and/or mid capitalization companies. The performance of large capitalization companies also tends to trail the overall market during different market cycles.

**MARKET MAKER RISK.** The Fund faces numerous market trading risks, including the potential lack of an active market for Fund shares due to a limited number of market makers. Decisions by market makers or authorized participants to reduce their role or step away from these activities in times of market stress could inhibit the effectiveness of the arbitrage process in maintaining the relationship between the underlying values of the Fund's portfolio securities and the Fund's market price.

The Fund may rely on a small number of third-party market makers to provide a market for the purchase and sale of shares. Any trading halt or other problem relating to the trading activity of these market makers could result in a dramatic change in the spread between the Fund's net asset value and the price at which the Fund's shares are trading on the Exchange, which could result in a decrease in value of the Fund's shares. This reduced effectiveness could result in Fund shares trading at a discount to net asset value and also in greater than normal intraday bid-ask spreads for Fund shares.

**MARKET RISK.** Market risk is the risk that a particular investment, or shares of the Fund in general, may fall in value. Securities are subject to market fluctuations caused by real or perceived adverse economic, political, and regulatory factors or market developments, changes in interest rates and perceived trends in securities prices. Shares of the Fund could decline in value or underperform other investments. In addition, local, regional or global events such as war, acts of terrorism, market manipulation, government defaults, government shutdowns, regulatory actions, political changes, diplomatic developments, the imposition of sanctions and other similar measures, spread of infectious diseases or other public health issues, recessions, natural disasters, or other events could have a significant negative impact on the Fund and its investments. Any of such circumstances could have a materially negative impact on the value of the Fund's shares, the liquidity of an investment, and may result in increased market volatility. During any such events, the Fund's shares may trade at increased premiums or discounts to their net asset value, the bid/ask spread on the Fund's shares may widen and the returns on investment may fluctuate.

**MOMENTUM INVESTING RISK.** The Fund employs a "momentum" style of investing that emphasizes selecting stocks that have had higher recent price performance compared to other stocks. Momentum can change quickly and stocks that previously exhibited high momentum characteristics may not experience positive momentum or may experience more volatility than the market as a whole. In addition, there may be periods when the momentum style of investing is out of favor and the investment performance of the Fund may suffer.

**NON-CORRELATION RISK.** The Fund's return may not match the return of the Index for a number of reasons. The Fund incurs operating expenses not applicable to the Index, and may incur costs in buying and selling securities, especially when rebalancing the Fund's portfolio holdings to reflect changes in the composition of the Index. In addition, the Fund's portfolio holdings may not exactly replicate the securities included in the Index or the ratios between the securities included in the Index. Additionally, in order to comply with its investment strategies and policies, the Fund portfolio may deviate from the composition of the Index. Accordingly, the Fund's return may underperform the return of the Index.

**NON-DIVERSIFICATION RISK.** The Fund is classified as "non-diversified" under the Investment Company Act of 1940, as amended (the "1940 Act"). As a result, the Fund is only limited as to the percentage of its assets which may be invested in the securities of any one issuer by the diversification requirements imposed by the Internal Revenue Code of 1986, as amended. The Fund may invest a relatively high percentage of its assets in a limited number of issuers. As a result, the Fund may be more susceptible to a single adverse economic or regulatory occurrence affecting one or more of these issuers, experience increased volatility and be highly invested in certain issuers.

**OIL AND GAS COMPANIES RISK.** General problems of the oil & gas products sector include volatile fluctuations in price and supply of energy fuels, international politics, terrorist attacks, reduced demand as a result of increases in energy efficiency and energy conservation, the success of exploration projects, clean-up and litigation costs relating to oil spills and environmental damage, and tax and other regulatory policies of various governments. Oil production and refining companies are subject to extensive federal, state and local environmental laws and regulations regarding air emissions and the disposal of hazardous materials. Friction with certain oil producing countries, and between the governments of the United States and other major exporters of oil to the United States, or policy shifts by governmental entities and intergovernmental entities such as OPEC, could put oil exports at risk. In addition, falling oil and gas prices may negatively impact the profitability and business prospects of certain energy companies. Further, global concerns of civil unrest in foreign countries may also affect the flow of oil from such countries.

**OPERATIONAL RISK.** The Fund is subject to risks arising from various operational factors, including, but not limited to, human error, processing and communication errors, errors of the Fund's service providers, counterparties or other third-parties, failed or inadequate processes and technology or systems failures. The Fund relies on third-parties for a range of services, including custody. Any delay or failure relating to engaging or maintaining such service providers may affect the Fund's ability to meet its investment objective. Although the Fund and the Fund's investment advisor seek to reduce these operational risks through controls and procedures, there is no way to completely protect against such risks.

**PASSIVE INVESTMENT RISK.** The Fund is not actively managed. The Fund invests in securities included in or representative of the Index regardless of investment merit. The Fund generally will not attempt to take defensive positions in declining markets.

## First Trust Nasdaq Oil & Gas ETF (FTXN)

In the event that the Index is no longer calculated, the Index license is terminated or the identity or character of the Index is materially changed, the Fund will seek to engage a replacement index.

**PREMIUM/DISCOUNT RISK.** The market price of the Fund's shares will generally fluctuate in accordance with changes in the Fund's net asset value as well as the relative supply of and demand for shares on the Exchange. The Fund's investment advisor cannot predict whether shares will trade below, at or above their net asset value because the shares trade on the Exchange at market prices and not at net asset value. Price differences may be due, in large part, to the fact that supply and demand forces at work in the secondary trading market for shares will be closely related, but not identical, to the same forces influencing the prices of the holdings of the Fund trading individually or in the aggregate at any point in time. However, given that shares can only be purchased and redeemed in Creation Units, and only to and from broker-dealers and large institutional investors that have entered into participation agreements (unlike shares of closed-end funds, which frequently trade at appreciable discounts from, and sometimes at premiums to, their net asset value), the Fund's investment advisor believes that large discounts or premiums to the net asset value of shares should not be sustained. During stressed market conditions, the market for the Fund's shares may become less liquid in response to deteriorating liquidity in the market for the Fund's underlying portfolio holdings, which could in turn lead to differences between the market price of the Fund's shares and their net asset value and the bid/ask spread on the Fund's shares may widen.

**SMALLER COMPANIES RISK.** Small and/or mid capitalization companies may be more vulnerable to adverse general market or economic developments, and their securities may be less liquid and may experience greater price volatility than larger, more established companies as a result of several factors, including limited trading volumes, fewer products or financial resources, management inexperience and less publicly available information. Accordingly, such companies are generally subject to greater market risk than larger, more established companies.

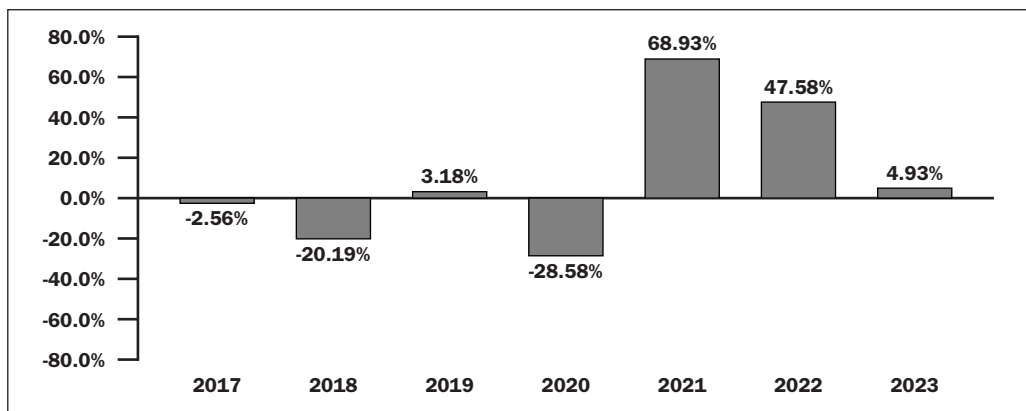
**TRADING ISSUES RISK.** Trading in Fund shares on the Exchange may be halted due to market conditions or for reasons that, in the view of the Exchange, make trading in shares inadvisable. In addition, trading in Fund shares on the Exchange is subject to trading halts caused by extraordinary market volatility pursuant to the Exchange's "circuit breaker" rules. There can be no assurance that the requirements of the Exchange necessary to maintain the listing of the Fund will continue to be met or will remain unchanged. The Fund may have difficulty maintaining its listing on the Exchange in the event the Fund's assets are small, the Fund does not have enough shareholders, or if the Fund is unable to proceed with creation and/or redemption orders.

### Annual Total Return

The bar chart and table below illustrate the annual calendar year returns of the Fund based on net asset value as well as the average annual Fund and Index returns. The bar chart and table provide an indication of the risks of investing in the Fund by showing changes in the Fund's performance from year-to-year and by showing how the Fund's average annual total returns based on net asset value compared to those of the Index, a broad-based market index and a market index. The Fund's performance information is accessible on the Fund's website at [www.ftportfolios.com](http://www.ftportfolios.com).

### First Trust Nasdaq Oil & Gas ETF

#### Calendar Year Total Returns as of 12/31 <sup>(1)</sup>



(1) The Fund's calendar year-to-date total return based on net asset value for the period 12/31/23 to 06/30/24 was 10.17%.



## First Trust Nasdaq Oil & Gas ETF (FTXN)

During the periods shown in the chart above:

	Return	Period Ended
Best Quarter	37.08%	March 31, 2022
Worst Quarter	-51.07%	March 31, 2020
Year-to-Date	10.17%	June 30, 2024

The Fund's past performance (before and after taxes) is not necessarily an indication of how the Fund will perform in the future.

All after-tax returns are calculated using the historical highest individual federal marginal income tax rates and do not reflect the impact of any state or local tax. Returns after taxes on distributions reflect the taxed return on the payment of dividends and capital gains. Returns after taxes on distributions and sale of shares assume you sold your shares at period end, and, therefore, are also adjusted for any capital gains or losses incurred. Returns for the market indices do not include expenses, which are deducted from Fund returns, or taxes.

Your own actual after-tax returns will depend on your specific tax situation and may differ from what is shown here. After-tax returns are not relevant to investors who hold Fund shares in tax-deferred accounts such as individual retirement accounts (IRAs) or employee-sponsored retirement plans.

### Average Annual Total Returns for the Periods Ended December 31, 2023

	1 Year	5 Years	Since Inception	Inception Date
Return Before Taxes	4.93%	14.03%	7.27%	9/20/2016
Return After Taxes on Distributions	3.45%	12.95%	6.33%	
Return After Taxes on Distributions and Sale of Fund Shares	2.88%	10.67%	5.27%	
Nasdaq US Smart Oil & Gas™ Index (reflects no deduction for fees, expenses or taxes)	5.62%	14.77%	7.96%	
Nasdaq US Benchmark Energy™ Index (reflects no deduction for fees, expenses or taxes)	-1.98%	12.99%	7.26%	
Nasdaq US Benchmark™ Index (reflects no deduction for fees, expenses or taxes)	26.43%	15.24%	13.21%	

## Management

### Investment Advisor

First Trust Advisors L.P. ("First Trust" or the "Advisor")

### Portfolio Managers

The Fund's portfolio is managed by a team (the "Investment Committee") consisting of:

- Daniel J. Lindquist, Chairman of the Investment Committee and Managing Director of First Trust
- David G. McGarel, Chief Investment Officer, Chief Operating Officer and Managing Director of First Trust
- Jon C. Erickson, Senior Vice President of First Trust
- Roger F. Testin, Senior Vice President of First Trust
- Stan Ueland, Senior Vice President of First Trust
- Chris A. Peterson, Senior Vice President of First Trust
- Erik Russo, Vice President of First Trust

The Investment Committee members are primarily and jointly responsible for the day-to-day management of the Fund. Each Investment Committee member has served as a part of the portfolio management team of the Fund since 2016, except for Erik Russo, who has served as a part of the portfolio management team since 2020.

### **Purchase and Sale of Fund Shares**

The Fund issues and redeems shares on a continuous basis, at net asset value, only in large blocks of shares called "Creation Units." Individual shares of the Fund may only be purchased and sold on the secondary market through a broker-dealer. Since shares of the Fund trade on securities exchanges in the secondary market at their market price rather than their net asset value, the Fund's shares may trade at a price greater than (premium) or less than (discount) the Fund's net asset value. An investor may incur costs attributable to the difference between the highest price a buyer is willing to pay to purchase shares of the Fund (bid) and the lowest price a seller is willing to accept for shares of the Fund (ask) when buying or selling shares in the secondary market (the "*bid-ask spread*"). Recent information, including the Fund's net asset value, market price, premiums and discounts, bid-ask spreads and the median bid-ask spread for the Fund's most recent fiscal year, is available online at <https://www.ftportfolios.com/Retail/etf/home.aspx>.

### **Tax Information**

The Fund's distributions are taxable and will generally be taxed as ordinary income or capital gains. Distributions on shares held in a tax-deferred account, while not immediately taxable, will be subject to tax when the shares are no longer held in a tax-deferred account.

### **Payments to Broker-Dealers and Other Financial Intermediaries**

If you purchase shares of the Fund through a broker-dealer, registered investment adviser, bank or other financial intermediary (collectively, "intermediaries"), First Trust and First Trust Portfolios L.P., the Fund's distributor, may pay the intermediary for the sale of Fund shares and related services. These payments may create a conflict of interest by influencing the broker-dealer or other intermediary and your salesperson to recommend the Fund over another investment. Ask your salesperson or visit your financial intermediary's website for more information.

## SUMMARY INFORMATION

### First Trust Nasdaq Pharmaceuticals ETF (FTXH)

#### Investment Objective

The First Trust Nasdaq Pharmaceuticals ETF (the “Fund”) seeks investment results that correspond generally to the price and yield (before the Fund’s fees and expenses) of an equity index called the Nasdaq US Smart Pharmaceuticals™ Index (the “Index”).

#### Fees and Expenses of the Fund

The following table describes the fees and expenses you may pay if you buy, hold and sell shares of the Fund. **Investors may pay other fees, such as brokerage commissions and other fees to financial intermediaries, which are not reflected in the table and example below.**

#### Shareholder Fees

(fees paid directly from your investment)

Maximum Sales Charge (Load) Imposed on Purchases (as a percentage of offering price)	None
--	------

#### Annual Fund Operating Expenses

(expenses that you pay each year as a percentage of the value of your investment)

Management Fees	0.60%
Distribution and Service (12b-1) Fees	0.00%
Other Expenses	0.00%
<b>Total Annual Fund Operating Expenses</b>	<b>0.60%</b>

#### Example

The example below is intended to help you compare the cost of investing in the Fund with the cost of investing in other funds.

The example assumes that you invest \$10,000 in the Fund for the time periods indicated and then hold or sell all of your shares at the end of those periods. The example also assumes that your investment has a 5% return each year and that the Fund’s operating expenses remain at current levels. Although your actual costs may be higher or lower, based on these assumptions your costs would be:

1 Year	3 Years	5 Years	10 Years
\$61	\$192	\$335	\$750

#### Portfolio Turnover

The Fund pays transaction costs, such as commissions, when it buys and sells securities (or “turns over” its portfolio). A higher portfolio turnover rate may indicate higher transaction costs and may result in higher taxes when Fund shares are held in a taxable account. These costs, which are not reflected in annual fund operating expenses or in the example, affect the Fund’s performance. During the most recent fiscal year, the Fund’s portfolio turnover rate was 29% of the average value of its portfolio.

#### Principal Investment Strategies

The Fund will normally invest at least 90% of its net assets (including investment borrowings) in the securities that comprise the Index. The Fund, using an indexing investment approach, attempts to replicate, before fees and expenses, the performance of the Index. The Index is owned and is developed, maintained and sponsored by Nasdaq, Inc. (the “Index Provider”). The Index Provider may, from time to time, exercise reasonable discretion as it deems appropriate in order to ensure Index integrity.

According to the Index Provider, the Index is designed to provide exposure to the 30 to 50 top factor-ranked securities from U.S. pharmaceutical and biotechnology companies. The Index’s initial selection universe consists of the component securities of the Nasdaq US Benchmark™ Index that have been classified as comprising the pharmaceuticals and biotechnology subsectors according to the Industry Classification Benchmark (the “ICB”). According to the ICB, companies comprising these subsectors include companies engaged in research into and development of biological substances for the purposes of drug discovery and diagnostic development, vaccine producers and manufacturers of prescription or over-the-counter drugs. The Nasdaq US Benchmark™ Index is an index seeking to track the performance of small, mid and large capitalization U.S. companies. The Fund may invest in depositary receipts.

## First Trust Nasdaq Pharmaceuticals ETF (FTXH)

After meeting certain size, float and liquidity standards of the Index, the Index Provider then ranks the remaining eligible stocks utilizing a factor model that considers: (1) gross income; (2) return on assets; and (3) momentum. A fourth factor, cash flow, is also considered for tie-breaking situations when other factors are inconclusive. The bottom 25% of stocks based on the aggregate rankings above will be eliminated, subject to a requirement that the Index have a total constituent count between 30 and 50 stocks.

The Index assigns security weights based upon cash flow. However, the Index will not assign a security weight of greater than 8% and no more than five securities may be assigned the maximum 8% weight. The excess weight of any capped security is distributed proportionately across the remaining constituent securities. If, after redistribution, any of the five highest ranked securities have a weight of less than 8%, these securities are not capped. Any remaining securities with a weight in excess of 4% are capped at 4% and the excess weight is redistributed proportionally across the remaining constituent securities. If, after the redistribution process, a security has a weight less than 0.50%, weights are redistributed further in the process above such that no security has a weight less than 0.50%. The process is repeated, if necessary, to derive the final weights.

The Index is rebalanced and reconstituted semi-annually and the Fund will make corresponding changes to its portfolio shortly after the Index changes are made public. The Fund will be concentrated in an industry or a group of industries to the extent that the Index is so concentrated. As of June 28, 2024, the Index was composed of 51 securities with market capitalization ranges from \$407.96 million to \$815.21 billion. As of June 28, 2024, the Fund had significant investments in health care companies, although this may change from time to time. The Fund's investments will change as the Index changes and, as a result, the Fund may have significant investments in jurisdictions or investment sectors that it may not have had as of June 28, 2024. To the extent the Fund invests a significant portion of its assets in a given jurisdiction or investment sector, the Fund may be exposed to the risks associated with that jurisdiction or investment sector.

### Principal Risks

You could lose money by investing in the Fund. An investment in the Fund is not a deposit of a bank and is not insured or guaranteed by the Federal Deposit Insurance Corporation or any other governmental agency. There can be no assurance that the Fund's investment objective will be achieved. The order of the below risk factors does not indicate the significance of any particular risk factor.

**AUTHORIZED PARTICIPANT CONCENTRATION RISK.** Only an authorized participant may engage in creation or redemption transactions directly with the Fund. A limited number of institutions act as authorized participants for the Fund. To the extent that these institutions exit the business or are unable to proceed with creation and/or redemption orders and no other authorized participant steps forward to create or redeem, the Fund's shares may trade at a premium or discount (the difference between the market price of the Fund's shares and the Fund's net asset value) and possibly face delisting and the bid/ask spread (the difference between the price that someone is willing to pay for shares of the Fund at a specific point in time versus the price at which someone is willing to sell) on the Fund's shares may widen.

**BIOTECHNOLOGY COMPANIES RISK.** Biotechnology companies invest heavily in research and development which may not necessarily lead to commercially successful products. Biotechnology companies are subject to increased governmental regulation which may delay or inhibit the release of new products. The effects of high development costs and increased regulation may be exacerbated by a company's inability to raise prices to cover costs because of managed care pressure or price controls. Many biotechnology companies are dependent upon their ability to use and enforce intellectual property rights and patents. Any impairment of such rights may have adverse financial consequences. Biotechnology stocks, especially those issued by smaller, less-seasoned companies, tend to be more volatile than the overall market. Biotechnology companies can also be significantly affected by technological change and obsolescence, product liability lawsuits and consequential high insurance costs.

**CURRENT MARKET CONDITIONS RISK.** Current market conditions risk is the risk that a particular investment, or shares of the Fund in general, may fall in value due to current market conditions. As a means to fight inflation, which remains at elevated levels, the Federal Reserve and certain foreign central banks have raised interest rates, and the Federal Reserve has begun the process to reverse previously implemented quantitative easing. U.S. regulators have proposed several changes to market and issuer regulations which would directly impact the Fund, and any regulatory changes could adversely impact the Fund's ability to achieve its investment strategies or make certain investments. Recent and potential future bank failures could result in disruption to the broader banking industry or markets generally and reduce confidence in financial institutions and the economy as a whole, which may also heighten market volatility and reduce liquidity. The ongoing adversarial political climate in the United States, as well as political and diplomatic events both domestic and abroad, have and may continue to have an adverse impact the U.S. regulatory landscape, markets and investor behavior, which could have a negative impact on the Fund's

investments and operations. Other unexpected political, regulatory and diplomatic events within the U.S. and abroad may affect investor and consumer confidence and may adversely impact financial markets and the broader economy. For example, ongoing armed conflicts between Russia and Ukraine in Europe and among Israel, Hamas and other militant groups in the Middle East, have caused and could continue to cause significant market disruptions and volatility within the markets in Russia, Europe, the Middle East and the United States. The hostilities and sanctions resulting from those hostilities have and could continue to have a significant impact on certain Fund investments as well as Fund performance and liquidity. The economies of the United States and its trading partners, as well as the financial markets generally, may be adversely impacted by trade disputes and other matters. For example, the United States has imposed trade barriers and restrictions on China. In addition, the Chinese government is engaged in a longstanding dispute with Taiwan, continually threatening an invasion. If the political climate between the United States and China does not improve or continues to deteriorate, if China were to attempt invading Taiwan, or if other geopolitical conflicts develop or worsen, economies, markets and individual securities may be adversely affected, and the value of the Fund's assets may go down. The COVID-19 global pandemic, or any future public health crisis, and the ensuing policies enacted by governments and central banks have caused and may continue to cause significant volatility and uncertainty in global financial markets, negatively impacting global growth prospects. While vaccines have been developed, there is no guarantee that vaccines will be effective against emerging future variants of the disease. As this global pandemic illustrated, such events may affect certain geographic regions, countries, sectors and industries more significantly than others. Advancements in technology may also adversely impact markets and the overall performance of the Fund. For instance, the economy may be significantly impacted by the advanced development and increased regulation of artificial intelligence. These events, and any other future events, may adversely affect the prices and liquidity of the Fund's portfolio investments and could result in disruptions in the trading markets.

**CYBER SECURITY RISK.** The Fund is susceptible to operational risks through breaches in cyber security. A breach in cyber security refers to both intentional and unintentional events that may cause the Fund to lose proprietary information, suffer data corruption or lose operational capacity. Such events could cause the Fund to incur regulatory penalties, reputational damage, additional compliance costs associated with corrective measures and/or financial loss. Cyber security breaches may involve unauthorized access to the Fund's digital information systems through "hacking" or malicious software coding but may also result from outside attacks such as denial-of-service attacks through efforts to make network services unavailable to intended users. In addition, cyber security breaches of the issuers of securities in which the Fund invests or the Fund's third-party service providers, such as its administrator, transfer agent, custodian, or sub-advisor, as applicable, can also subject the Fund to many of the same risks associated with direct cyber security breaches. Although the Fund has established risk management systems designed to reduce the risks associated with cyber security, there is no guarantee that such efforts will succeed, especially because the Fund does not directly control the cyber security systems of issuers or third-party service providers.

**DEPOSITARY RECEIPTS RISK.** Depositary receipts represent equity interests in a foreign company that trade on a local stock exchange. Depositary receipts may be less liquid than the underlying shares in their primary trading market. Any distributions paid to the holders of depositary receipts are usually subject to a fee charged by the depositary. Holders of depositary receipts may have limited voting rights, and investment restrictions in certain countries may adversely impact the value of depositary receipts because such restrictions may limit the ability to convert the equity shares into depositary receipts and vice versa. Such restrictions may cause the equity shares of the underlying issuer to trade at a discount or premium to the market price of the depositary receipts.

**EQUITY SECURITIES RISK.** The value of the Fund's shares will fluctuate with changes in the value of the equity securities in which it invests. Equity securities prices fluctuate for several reasons, including changes in investors' perceptions of the financial condition of an issuer or the general condition of the relevant equity market, such as market volatility, or when political or economic events affecting an issuer occur. Common stock prices may be particularly sensitive to rising interest rates, as the cost of capital rises and borrowing costs increase. Equity securities may decline significantly in price over short or extended periods of time, and such declines may occur in the equity market as a whole, or they may occur in only a particular country, company, industry or sector of the market.

**HEALTH CARE COMPANIES RISK.** Health care companies, such as companies providing medical and healthcare goods and services, companies engaged in manufacturing medical equipment, supplies and pharmaceuticals, as well as operating health care facilities and the provision of managed health care, may be affected by government regulations and government health care programs, increases or decreases in the cost of medical products and services and product liability claims, among other factors. Many health care companies are heavily dependent on patent protection, and the expiration of a company's patent may adversely affect that company's profitability. Health care companies are also subject to competitive forces that may result in price discounting, may be thinly capitalized and susceptible to product obsolescence.

**INDEX CONCENTRATION RISK.** The Fund will be concentrated in an industry or a group of industries to the extent that the Index is so concentrated. To the extent that the Fund invests a significant percentage of its assets in a single asset class or the securities of issuers within the same country, state, region, industry or sector, an adverse economic, business or political development may affect the value of the Fund's investments more than if the Fund were more broadly diversified. A significant exposure makes the Fund more susceptible to any single occurrence and may subject the Fund to greater market risk than a fund that is more broadly diversified. There may be instances in which the Index, for a variety of reasons including changes in the prices of individual securities held by the Fund, has a larger exposure to a small number of stocks or a single stock relative to the rest of the stocks in the Index. Under such circumstances, the Fund will not deviate from the Index except in rare circumstances or in an immaterial way and therefore the Fund's returns would be more greatly influenced by the returns of the stock(s) with the larger exposure.

**INDEX OR MODEL CONSTITUENT RISK.** The Fund may be a constituent of one or more indices or ETF models. As a result, the Fund may be included in one or more index-tracking exchange-traded funds or mutual funds. Being a component security of such a vehicle could greatly affect the trading activity involving the Fund's shares, the size of the Fund and the market volatility of the Fund. Inclusion in an index could increase demand for the Fund and removal from an index could result in outsized selling activity in a relatively short period of time. As a result, the Fund's net asset value could be negatively impacted and the Fund's market price may be below the Fund's net asset value during certain periods. In addition, index rebalances may potentially result in increased trading activity in the Fund's shares.

**INDEX PROVIDER RISK.** There is no assurance that the Index Provider, or any agents that act on its behalf, will compile the Index accurately, or that the Index will be determined, maintained, constructed, reconstituted, rebalanced, composed, calculated or disseminated accurately. The Index Provider and its agents do not provide any representation or warranty in relation to the quality, accuracy or completeness of data in the Index, and do not guarantee that the Index will be calculated in accordance with its stated methodology. The Advisor's mandate as described in this prospectus is to manage the Fund consistently with the Index provided by the Index Provider. The Advisor relies upon the Index provider and its agents to accurately compile, maintain, construct, reconstitute, rebalance, compose, calculate and disseminate the Index accurately. Therefore, losses or costs associated with any Index Provider or agent errors generally will be borne by the Fund and its shareholders. To correct any such error, the Index Provider or its agents may carry out an unscheduled rebalance of the Index or other modification of Index constituents or weightings. When the Fund in turn rebalances its portfolio, any transaction costs and market exposure arising from such portfolio rebalancing will be borne by the Fund and its shareholders. Unscheduled rebalances also expose the Fund to additional tracking error risk. Errors in respect of the quality, accuracy and completeness of the data used to compile the Index may occur from time to time and may not be identified and corrected by the Index Provider for a period of time or at all, particularly where the Index is less commonly used as a benchmark by funds or advisors. For example, during a period where the Index contains incorrect constituents, the Fund tracking the Index would have market exposure to such constituents and would be underexposed to the Index's other constituents. Such errors may negatively impact the Fund and its shareholders. The Index Provider and its agents rely on various sources of information to assess the criteria of issuers included in the Index, including information that may be based on assumptions and estimates. Neither the Fund nor the Advisor can offer assurances that the Index's calculation methodology or sources of information will provide an accurate assessment of included issuers. Unusual market conditions or issuer-specific events may cause the Index Provider to postpone a scheduled rebalance, exclude or substitute a security in the Index or undertake other measures which could cause the Index to vary from its normal or expected composition. The postponement of a scheduled rebalance in a time of market volatility could mean that constituents that would otherwise be removed at rebalance due to changes in market capitalizations, issuer credit ratings, or other reasons may remain, causing the performance and constituents of the Index to vary from those expected under normal conditions. Apart from scheduled rebalances, the Index Provider or its agents may carry out additional ad hoc rebalances to the Index due to unusual market conditions or in order, for example, to correct an error in the selection of index constituents.

**LARGE CAPITALIZATION COMPANIES RISK.** Large capitalization companies may grow at a slower rate and be less able to adapt to changing market conditions than smaller capitalization companies. Thus, the return on investment in securities of large capitalization companies may be less than the return on investment in securities of small and/or mid capitalization companies. The performance of large capitalization companies also tends to trail the overall market during different market cycles.

**MARKET MAKER RISK.** The Fund faces numerous market trading risks, including the potential lack of an active market for Fund shares due to a limited number of market makers. Decisions by market makers or authorized participants to reduce their role or step away from these activities in times of market stress could inhibit the effectiveness of the arbitrage process in maintaining the relationship between the underlying values of the Fund's portfolio securities and the Fund's market price.

The Fund may rely on a small number of third-party market makers to provide a market for the purchase and sale of shares. Any trading halt or other problem relating to the trading activity of these market makers could result in a dramatic change in the spread between the Fund's net asset value and the price at which the Fund's shares are trading on the Exchange, which could result in a decrease in value of the Fund's shares. This reduced effectiveness could result in Fund shares trading at a discount to net asset value and also in greater than normal intraday bid-ask spreads for Fund shares.

**MARKET RISK.** Market risk is the risk that a particular investment, or shares of the Fund in general, may fall in value. Securities are subject to market fluctuations caused by real or perceived adverse economic, political, and regulatory factors or market developments, changes in interest rates and perceived trends in securities prices. Shares of the Fund could decline in value or underperform other investments. In addition, local, regional or global events such as war, acts of terrorism, market manipulation, government defaults, government shutdowns, regulatory actions, political changes, diplomatic developments, the imposition of sanctions and other similar measures, spread of infectious diseases or other public health issues, recessions, natural disasters, or other events could have a significant negative impact on the Fund and its investments. Any of such circumstances could have a materially negative impact on the value of the Fund's shares, the liquidity of an investment, and may result in increased market volatility. During any such events, the Fund's shares may trade at increased premiums or discounts to their net asset value, the bid/ask spread on the Fund's shares may widen and the returns on investment may fluctuate.

**MOMENTUM INVESTING RISK.** The Fund employs a "momentum" style of investing that emphasizes selecting stocks that have had higher recent price performance compared to other stocks. Momentum can change quickly and stocks that previously exhibited high momentum characteristics may not experience positive momentum or may experience more volatility than the market as a whole. In addition, there may be periods when the momentum style of investing is out of favor and the investment performance of the Fund may suffer.

**NON-CORRELATION RISK.** The Fund's return may not match the return of the Index for a number of reasons. The Fund incurs operating expenses not applicable to the Index, and may incur costs in buying and selling securities, especially when rebalancing the Fund's portfolio holdings to reflect changes in the composition of the Index. In addition, the Fund's portfolio holdings may not exactly replicate the securities included in the Index or the ratios between the securities included in the Index. Additionally, in order to comply with its investment strategies and policies, the Fund portfolio may deviate from the composition of the Index. Accordingly, the Fund's return may underperform the return of the Index.

**NON-DIVERSIFICATION RISK.** The Fund is classified as "non-diversified" under the Investment Company Act of 1940, as amended (the "1940 Act"). As a result, the Fund is only limited as to the percentage of its assets which may be invested in the securities of any one issuer by the diversification requirements imposed by the Internal Revenue Code of 1986, as amended. The Fund may invest a relatively high percentage of its assets in a limited number of issuers. As a result, the Fund may be more susceptible to a single adverse economic or regulatory occurrence affecting one or more of these issuers, experience increased volatility and be highly invested in certain issuers.

**OPERATIONAL RISK.** The Fund is subject to risks arising from various operational factors, including, but not limited to, human error, processing and communication errors, errors of the Fund's service providers, counterparties or other third-parties, failed or inadequate processes and technology or systems failures. The Fund relies on third-parties for a range of services, including custody. Any delay or failure relating to engaging or maintaining such service providers may affect the Fund's ability to meet its investment objective. Although the Fund and the Fund's investment advisor seek to reduce these operational risks through controls and procedures, there is no way to completely protect against such risks.

**PASSIVE INVESTMENT RISK.** The Fund is not actively managed. The Fund invests in securities included in or representative of the Index regardless of investment merit. The Fund generally will not attempt to take defensive positions in declining markets. In the event that the Index is no longer calculated, the Index license is terminated or the identity or character of the Index is materially changed, the Fund will seek to engage a replacement index.

**PHARMACEUTICAL COMPANIES RISK.** Pharmaceuticals companies may be affected by industry competition, dependency on a limited number of products, obsolescence of products, government approvals and regulations, loss or impairment of intellectual property rights and litigation regarding product liability. Pharmaceutical are subject to competitive forces that may make it difficult to raise prices of their products and may result in price discounting. The profitability of some pharmaceuticals companies may be dependent on a relatively limited number of products. The research and development costs required to bring a new product to market are substantial with no guarantee that the product will ever become profitable. Many new products are subject to gaining the approval of the U.S. Food and Drug Administration ("FDA"), which can be long and costly. Many pharmaceutical companies are heavily dependent on patents and intellectual property rights. The loss or

## First Trust Nasdaq Pharmaceuticals ETF (FTXH)

impairment of these rights may adversely affect the profitability of these companies. Pharmaceuticals companies may also be subject to extensive litigation based on product liability and similar claims.

**PREMIUM/DISCOUNT RISK.** The market price of the Fund's shares will generally fluctuate in accordance with changes in the Fund's net asset value as well as the relative supply of and demand for shares on the Exchange. The Fund's investment advisor cannot predict whether shares will trade below, at or above their net asset value because the shares trade on the Exchange at market prices and not at net asset value. Price differences may be due, in large part, to the fact that supply and demand forces at work in the secondary trading market for shares will be closely related, but not identical, to the same forces influencing the prices of the holdings of the Fund trading individually or in the aggregate at any point in time. However, given that shares can only be purchased and redeemed in Creation Units, and only to and from broker-dealers and large institutional investors that have entered into participation agreements (unlike shares of closed-end funds, which frequently trade at appreciable discounts from, and sometimes at premiums to, their net asset value), the Fund's investment advisor believes that large discounts or premiums to the net asset value of shares should not be sustained. During stressed market conditions, the market for the Fund's shares may become less liquid in response to deteriorating liquidity in the market for the Fund's underlying portfolio holdings, which could in turn lead to differences between the market price of the Fund's shares and their net asset value and the bid/ask spread on the Fund's shares may widen.

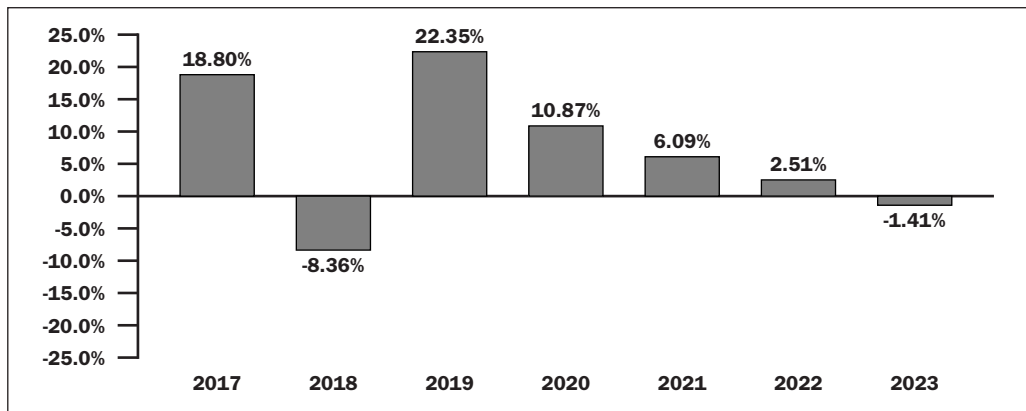
**SMALLER COMPANIES RISK.** Small and/or mid capitalization companies may be more vulnerable to adverse general market or economic developments, and their securities may be less liquid and may experience greater price volatility than larger, more established companies as a result of several factors, including limited trading volumes, fewer products or financial resources, management inexperience and less publicly available information. Accordingly, such companies are generally subject to greater market risk than larger, more established companies.

**TRADING ISSUES RISK.** Trading in Fund shares on the Exchange may be halted due to market conditions or for reasons that, in the view of the Exchange, make trading in shares inadvisable. In addition, trading in Fund shares on the Exchange is subject to trading halts caused by extraordinary market volatility pursuant to the Exchange's "circuit breaker" rules. There can be no assurance that the requirements of the Exchange necessary to maintain the listing of the Fund will continue to be met or will remain unchanged. The Fund may have difficulty maintaining its listing on the Exchange in the event the Fund's assets are small, the Fund does not have enough shareholders, or if the Fund is unable to proceed with creation and/or redemption orders.

### Annual Total Return

The bar chart and table below illustrate the annual calendar year returns of the Fund based on net asset value as well as the average annual Fund and Index returns. The bar chart and table provide an indication of the risks of investing in the Fund by showing changes in the Fund's performance from year-to-year and by showing how the Fund's average annual total returns based on net asset value compared to those of the Index, a broad-based market index and a market index. The Fund's performance information is accessible on the Fund's website at [www.ftportfolios.com](http://www.ftportfolios.com).

### First Trust Nasdaq Pharmaceuticals ETF Calendar Year Total Returns as of 12/31 <sup>(1)</sup>



(1) The Fund's calendar year-to-date total return based on net asset value for the period 12/31/23 to 06/30/24 was 3.02%.



## First Trust Nasdaq Pharmaceuticals ETF (FTXH)

During the periods shown in the chart above:

	Return	Period Ended
Best Quarter	18.32%	June 30, 2020
Worst Quarter	-17.41%	December 31, 2018
Year-to-Date	3.02%	June 30, 2024

The Fund's past performance (before and after taxes) is not necessarily an indication of how the Fund will perform in the future.

All after-tax returns are calculated using the historical highest individual federal marginal income tax rates and do not reflect the impact of any state or local tax. Returns after taxes on distributions reflect the taxed return on the payment of dividends and capital gains. Returns after taxes on distributions and sale of shares assume you sold your shares at period end, and, therefore, are also adjusted for any capital gains or losses incurred. Returns for the market indices do not include expenses, which are deducted from Fund returns, or taxes.

Your own actual after-tax returns will depend on your specific tax situation and may differ from what is shown here. After-tax returns are not relevant to investors who hold Fund shares in tax-deferred accounts such as individual retirement accounts (IRAs) or employee-sponsored retirement plans.

### Average Annual Total Returns for the Periods Ended December 31, 2023

	1 Year	5 Years	Since Inception	Inception Date
Return Before Taxes	-1.41%	7.78%	5.19%	9/20/2016
Return After Taxes on Distributions	-2.04%	7.30%	4.66%	
Return After Taxes on Distributions and Sale of Fund Shares	-0.84%	5.90%	3.83%	
Nasdaq US Smart Pharmaceuticals™ Index (reflects no deduction for fees, expenses or taxes)	-0.79%	8.48%	5.88%	
Nasdaq US Benchmark Pharmaceuticals™ Index (reflects no deduction for fees, expenses or taxes)	3.88%	12.73%	11.87%	
Nasdaq US Benchmark™ Index (reflects no deduction for fees, expenses or taxes)	26.43%	15.24%	13.21%	

## Management

### **Investment Advisor**

First Trust Advisors L.P. ("First Trust" or the "Advisor")

### **Portfolio Managers**

The Fund's portfolio is managed by a team (the "Investment Committee") consisting of:

- Daniel J. Lindquist, Chairman of the Investment Committee and Managing Director of First Trust
- David G. McGarel, Chief Investment Officer, Chief Operating Officer and Managing Director of First Trust
- Jon C. Erickson, Senior Vice President of First Trust
- Roger F. Testin, Senior Vice President of First Trust
- Stan Ueland, Senior Vice President of First Trust
- Chris A. Peterson, Senior Vice President of First Trust
- Erik Russo, Vice President of First Trust

The Investment Committee members are primarily and jointly responsible for the day-to-day management of the Fund. Each Investment Committee member has served as a part of the portfolio management team of the Fund since 2016, except for Erik Russo, who has served as a part of the portfolio management team since 2020.

### **Purchase and Sale of Fund Shares**

The Fund issues and redeems shares on a continuous basis, at net asset value, only in large blocks of shares called "Creation Units." Individual shares of the Fund may only be purchased and sold on the secondary market through a broker-dealer. Since shares of the Fund trade on securities exchanges in the secondary market at their market price rather than their net asset value, the Fund's shares may trade at a price greater than (premium) or less than (discount) the Fund's net asset value. An investor may incur costs attributable to the difference between the highest price a buyer is willing to pay to purchase shares of the Fund (bid) and the lowest price a seller is willing to accept for shares of the Fund (ask) when buying or selling shares in the secondary market (the "*bid-ask spread*"). Recent information, including the Fund's net asset value, market price, premiums and discounts, bid-ask spreads and the median bid-ask spread for the Fund's most recent fiscal year, is available online at <https://www.ftportfolios.com/Retail/etf/home.aspx>.

### **Tax Information**

The Fund's distributions are taxable and will generally be taxed as ordinary income or capital gains. Distributions on shares held in a tax-deferred account, while not immediately taxable, will be subject to tax when the shares are no longer held in a tax-deferred account.

### **Payments to Broker-Dealers and Other Financial Intermediaries**

If you purchase shares of the Fund through a broker-dealer, registered investment adviser, bank or other financial intermediary (collectively, "intermediaries"), First Trust and First Trust Portfolios L.P., the Fund's distributor, may pay the intermediary for the sale of Fund shares and related services. These payments may create a conflict of interest by influencing the broker-dealer or other intermediary and your salesperson to recommend the Fund over another investment. Ask your salesperson or visit your financial intermediary's website for more information.

## SUMMARY INFORMATION

### First Trust Nasdaq Semiconductor ETF (FTXL)

#### Investment Objective

The First Trust Nasdaq Semiconductor ETF (the “Fund”) seeks investment results that correspond generally to the price and yield (before the Fund’s fees and expenses) of an equity index called the Nasdaq US Smart Semiconductor™ Index (the “Index”).

#### Fees and Expenses of the Fund

The following table describes the fees and expenses you may pay if you buy, hold and sell shares of the Fund. **Investors may pay other fees, such as brokerage commissions and other fees to financial intermediaries, which are not reflected in the table and example below.**

#### Shareholder Fees

(fees paid directly from your investment)

Maximum Sales Charge (Load) Imposed on Purchases (as a percentage of offering price)	None
--	------

#### Annual Fund Operating Expenses

(expenses that you pay each year as a percentage of the value of your investment)

Management Fees	0.60%
Distribution and Service (12b-1) Fees	0.00%
Other Expenses	0.00%
<b>Total Annual Fund Operating Expenses</b>	<b>0.60%</b>

#### Example

The example below is intended to help you compare the cost of investing in the Fund with the cost of investing in other funds.

The example assumes that you invest \$10,000 in the Fund for the time periods indicated and then hold or sell all of your shares at the end of those periods. The example also assumes that your investment has a 5% return each year and that the Fund’s operating expenses remain at current levels. Although your actual costs may be higher or lower, based on these assumptions your costs would be:

1 Year	3 Years	5 Years	10 Years
\$61	\$192	\$335	\$750

#### Portfolio Turnover

The Fund pays transaction costs, such as commissions, when it buys and sells securities (or “turns over” its portfolio). A higher portfolio turnover rate may indicate higher transaction costs and may result in higher taxes when Fund shares are held in a taxable account. These costs, which are not reflected in annual fund operating expenses or in the example, affect the Fund’s performance. During the most recent fiscal year, the Fund’s portfolio turnover rate was 28% of the average value of its portfolio.

#### Principal Investment Strategies

The Fund will normally invest at least 90% of its net assets (including investment borrowings) in the securities that comprise the Index. The Fund, using an indexing investment approach, attempts to replicate, before fees and expenses, the performance of the Index. The Index is owned and is developed, maintained and sponsored by Nasdaq, Inc. (the “Index Provider”). The Index Provider may, from time to time, exercise reasonable discretion as it deems appropriate in order to ensure Index integrity.

According to the Index Provider, the Index is designed to provide exposure to the 30 to 50 top factor-ranked securities from U.S. semiconductor companies. The Index’s initial selection universe consists of the component securities of the Nasdaq US Benchmark™ Index that have been classified as comprising either the semiconductors or production technology equipment subsectors according to the Industry Classification Benchmark (the “ICB”). According to the ICB, companies comprising these subsectors include producers and distributors of semiconductors and other integrated chips, including other products related to the semiconductor industry, such as semiconductor capital equipment and motherboards and companies involved in the manufacture of high-technology tools and/or equipments that are used in the creation of semiconductors, photonics, wafers,

## First Trust Nasdaq Semiconductor ETF (FTXL)

and other high-technology components. The Nasdaq US Benchmark™ Index is an index seeking to track the performance of small, mid and large capitalization U.S. companies. The Fund may invest in depositary receipts.

After meeting certain size, float and liquidity standards of the Index, the Index Provider then ranks the remaining eligible stocks utilizing a factor model that considers: (1) gross income; (2) return on assets; and (3) momentum. A fourth factor, cash flow, is also considered for tie-breaking situations when other factors are inconclusive. The bottom 25% of stocks based on the aggregate rankings above will be eliminated, subject to a requirement that the Index have a total constituent count between 30 and 50 stocks.

The Index assigns security weights based upon cash flow. However, the Index will not assign a security weight of greater than 8% and no more than five securities may be assigned the maximum 8% weight. The excess weight of any capped security is distributed proportionately across the remaining constituent securities. If, after redistribution, any of the five highest ranked securities have a weight of less than 8%, these securities are not capped. Any remaining securities with a weight in excess of 4% are capped at 4% and the excess weight is redistributed proportionally across the remaining constituent securities. If, after the redistribution process, a security has a weight less than 0.50%, weights are redistributed further in the process above such that no security has a weight less than 0.50%. The process is repeated, if necessary, to derive the final weights.

The Index is rebalanced and reconstituted semi-annually and the Fund will make corresponding changes to its portfolio shortly after the Index changes are made public. The Fund will be concentrated in an industry or a group of industries to the extent that the Index is so concentrated. As of June 28, 2024, the Index was composed of 31 securities with market capitalization ranges from \$3.06 billion to \$3.04 trillion. As of June 28, 2024, the Fund had significant investments in information technology companies, although this may change from time to time. The Fund's investments will change as the Index changes and, as a result, the Fund may have significant investments in jurisdictions or investment sectors that it may not have had as of June 28, 2024. To the extent the Fund invests a significant portion of its assets in a given jurisdiction or investment sector, the Fund may be exposed to the risks associated with that jurisdiction or investment sector.

### Principal Risks

You could lose money by investing in the Fund. An investment in the Fund is not a deposit of a bank and is not insured or guaranteed by the Federal Deposit Insurance Corporation or any other governmental agency. There can be no assurance that the Fund's investment objective will be achieved. The order of the below risk factors does not indicate the significance of any particular risk factor.

**AUTHORIZED PARTICIPANT CONCENTRATION RISK.** Only an authorized participant may engage in creation or redemption transactions directly with the Fund. A limited number of institutions act as authorized participants for the Fund. To the extent that these institutions exit the business or are unable to proceed with creation and/or redemption orders and no other authorized participant steps forward to create or redeem, the Fund's shares may trade at a premium or discount (the difference between the market price of the Fund's shares and the Fund's net asset value) and possibly face delisting and the bid/ask spread (the difference between the price that someone is willing to pay for shares of the Fund at a specific point in time versus the price at which someone is willing to sell) on the Fund's shares may widen.

**CURRENT MARKET CONDITIONS RISK.** Current market conditions risk is the risk that a particular investment, or shares of the Fund in general, may fall in value due to current market conditions. As a means to fight inflation, which remains at elevated levels, the Federal Reserve and certain foreign central banks have raised interest rates, and the Federal Reserve has begun the process to reverse previously implemented quantitative easing. U.S. regulators have proposed several changes to market and issuer regulations which would directly impact the Fund, and any regulatory changes could adversely impact the Fund's ability to achieve its investment strategies or make certain investments. Recent and potential future bank failures could result in disruption to the broader banking industry or markets generally and reduce confidence in financial institutions and the economy as a whole, which may also heighten market volatility and reduce liquidity. The ongoing adversarial political climate in the United States, as well as political and diplomatic events both domestic and abroad, have and may continue to have an adverse impact the U.S. regulatory landscape, markets and investor behavior, which could have a negative impact on the Fund's investments and operations. Other unexpected political, regulatory and diplomatic events within the U.S. and abroad may affect investor and consumer confidence and may adversely impact financial markets and the broader economy. For example, ongoing armed conflicts between Russia and Ukraine in Europe and among Israel, Hamas and other militant groups in the Middle East, have caused and could continue to cause significant market disruptions and volatility within the markets in Russia, Europe, the Middle East and the United States. The hostilities and sanctions resulting from those hostilities have and could continue to have a significant impact on certain Fund investments as well as Fund performance and liquidity. The economies of the United States and its trading partners, as well as the financial markets generally, may be adversely impacted by trade

disputes and other matters. For example, the United States has imposed trade barriers and restrictions on China. In addition, the Chinese government is engaged in a longstanding dispute with Taiwan, continually threatening an invasion. If the political climate between the United States and China does not improve or continues to deteriorate, if China were to attempt invading Taiwan, or if other geopolitical conflicts develop or worsen, economies, markets and individual securities may be adversely affected, and the value of the Fund's assets may go down. The COVID-19 global pandemic, or any future public health crisis, and the ensuing policies enacted by governments and central banks have caused and may continue to cause significant volatility and uncertainty in global financial markets, negatively impacting global growth prospects. While vaccines have been developed, there is no guarantee that vaccines will be effective against emerging future variants of the disease. As this global pandemic illustrated, such events may affect certain geographic regions, countries, sectors and industries more significantly than others. Advancements in technology may also adversely impact markets and the overall performance of the Fund. For instance, the economy may be significantly impacted by the advanced development and increased regulation of artificial intelligence. These events, and any other future events, may adversely affect the prices and liquidity of the Fund's portfolio investments and could result in disruptions in the trading markets.

**CYBER SECURITY RISK.** The Fund is susceptible to operational risks through breaches in cyber security. A breach in cyber security refers to both intentional and unintentional events that may cause the Fund to lose proprietary information, suffer data corruption or lose operational capacity. Such events could cause the Fund to incur regulatory penalties, reputational damage, additional compliance costs associated with corrective measures and/or financial loss. Cyber security breaches may involve unauthorized access to the Fund's digital information systems through "hacking" or malicious software coding but may also result from outside attacks such as denial-of-service attacks through efforts to make network services unavailable to intended users. In addition, cyber security breaches of the issuers of securities in which the Fund invests or the Fund's third-party service providers, such as its administrator, transfer agent, custodian, or sub-advisor, as applicable, can also subject the Fund to many of the same risks associated with direct cyber security breaches. Although the Fund has established risk management systems designed to reduce the risks associated with cyber security, there is no guarantee that such efforts will succeed, especially because the Fund does not directly control the cyber security systems of issuers or third-party service providers.

**DEPOSITARY RECEIPTS RISK.** Depositary receipts represent equity interests in a foreign company that trade on a local stock exchange. Depositary receipts may be less liquid than the underlying shares in their primary trading market. Any distributions paid to the holders of depositary receipts are usually subject to a fee charged by the depositary. Holders of depositary receipts may have limited voting rights, and investment restrictions in certain countries may adversely impact the value of depositary receipts because such restrictions may limit the ability to convert the equity shares into depositary receipts and vice versa. Such restrictions may cause the equity shares of the underlying issuer to trade at a discount or premium to the market price of the depositary receipts.

**EQUITY SECURITIES RISK.** The value of the Fund's shares will fluctuate with changes in the value of the equity securities in which it invests. Equity securities prices fluctuate for several reasons, including changes in investors' perceptions of the financial condition of an issuer or the general condition of the relevant equity market, such as market volatility, or when political or economic events affecting an issuer occur. Common stock prices may be particularly sensitive to rising interest rates, as the cost of capital rises and borrowing costs increase. Equity securities may decline significantly in price over short or extended periods of time, and such declines may occur in the equity market as a whole, or they may occur in only a particular country, company, industry or sector of the market.

**INDEX CONCENTRATION RISK.** The Fund will be concentrated in an industry or a group of industries to the extent that the Index is so concentrated. To the extent that the Fund invests a significant percentage of its assets in a single asset class or the securities of issuers within the same country, state, region, industry or sector, an adverse economic, business or political development may affect the value of the Fund's investments more than if the Fund were more broadly diversified. A significant exposure makes the Fund more susceptible to any single occurrence and may subject the Fund to greater market risk than a fund that is more broadly diversified. There may be instances in which the Index, for a variety of reasons including changes in the prices of individual securities held by the Fund, has a larger exposure to a small number of stocks or a single stock relative to the rest of the stocks in the Index. Under such circumstances, the Fund will not deviate from the Index except in rare circumstances or in an immaterial way and therefore the Fund's returns would be more greatly influenced by the returns of the stock(s) with the larger exposure.

**INDEX OR MODEL CONSTITUENT RISK.** The Fund may be a constituent of one or more indices or ETF models. As a result, the Fund may be included in one or more index-tracking exchange-traded funds or mutual funds. Being a component security of such a vehicle could greatly affect the trading activity involving the Fund's shares, the size of the Fund and the market volatility

of the Fund. Inclusion in an index could increase demand for the Fund and removal from an index could result in outsized selling activity in a relatively short period of time. As a result, the Fund's net asset value could be negatively impacted and the Fund's market price may be below the Fund's net asset value during certain periods. In addition, index rebalances may potentially result in increased trading activity in the Fund's shares.

**INDEX PROVIDER RISK.** There is no assurance that the Index Provider, or any agents that act on its behalf, will compile the Index accurately, or that the Index will be determined, maintained, constructed, reconstituted, rebalanced, composed, calculated or disseminated accurately. The Index Provider and its agents do not provide any representation or warranty in relation to the quality, accuracy or completeness of data in the Index, and do not guarantee that the Index will be calculated in accordance with its stated methodology. The Advisor's mandate as described in this prospectus is to manage the Fund consistently with the Index provided by the Index Provider. The Advisor relies upon the Index provider and its agents to accurately compile, maintain, construct, reconstitute, rebalance, compose, calculate and disseminate the Index accurately. Therefore, losses or costs associated with any Index Provider or agent errors generally will be borne by the Fund and its shareholders. To correct any such error, the Index Provider or its agents may carry out an unscheduled rebalance of the Index or other modification of Index constituents or weightings. When the Fund in turn rebalances its portfolio, any transaction costs and market exposure arising from such portfolio rebalancing will be borne by the Fund and its shareholders. Unscheduled rebalances also expose the Fund to additional tracking error risk. Errors in respect of the quality, accuracy and completeness of the data used to compile the Index may occur from time to time and may not be identified and corrected by the Index Provider for a period of time or at all, particularly where the Index is less commonly used as a benchmark by funds or advisors. For example, during a period where the Index contains incorrect constituents, the Fund tracking the Index would have market exposure to such constituents and would be underexposed to the Index's other constituents. Such errors may negatively impact the Fund and its shareholders. The Index Provider and its agents rely on various sources of information to assess the criteria of issuers included in the Index, including information that may be based on assumptions and estimates. Neither the Fund nor the Advisor can offer assurances that the Index's calculation methodology or sources of information will provide an accurate assessment of included issuers. Unusual market conditions or issuer-specific events may cause the Index Provider to postpone a scheduled rebalance, exclude or substitute a security in the Index or undertake other measures which could cause the Index to vary from its normal or expected composition. The postponement of a scheduled rebalance in a time of market volatility could mean that constituents that would otherwise be removed at rebalance due to changes in market capitalizations, issuer credit ratings, or other reasons may remain, causing the performance and constituents of the Index to vary from those expected under normal conditions. Apart from scheduled rebalances, the Index Provider or its agents may carry out additional ad hoc rebalances to the Index due to unusual market conditions or in order, for example, to correct an error in the selection of index constituents.

**INFORMATION TECHNOLOGY COMPANIES RISK.** Information technology companies produce and provide hardware, software and information technology systems and services. These companies may be adversely affected by rapidly changing technologies, short product life cycles, fierce competition, aggressive pricing and reduced profit margins, the loss of patent, copyright and trademark protections, cyclical market patterns, evolving industry standards and frequent new product introductions. In addition, information technology companies are particularly vulnerable to federal, state and local government regulation, and competition and consolidation, both domestically and internationally, including competition from foreign competitors with lower production costs. Information technology companies also heavily rely on intellectual property rights and may be adversely affected by the loss or impairment of those rights.

**LARGE CAPITALIZATION COMPANIES RISK.** Large capitalization companies may grow at a slower rate and be less able to adapt to changing market conditions than smaller capitalization companies. Thus, the return on investment in securities of large capitalization companies may be less than the return on investment in securities of small and/or mid capitalization companies. The performance of large capitalization companies also tends to trail the overall market during different market cycles.

**MARKET MAKER RISK.** The Fund faces numerous market trading risks, including the potential lack of an active market for Fund shares due to a limited number of market makers. Decisions by market makers or authorized participants to reduce their role or step away from these activities in times of market stress could inhibit the effectiveness of the arbitrage process in maintaining the relationship between the underlying values of the Fund's portfolio securities and the Fund's market price. The Fund may rely on a small number of third-party market makers to provide a market for the purchase and sale of shares. Any trading halt or other problem relating to the trading activity of these market makers could result in a dramatic change in the spread between the Fund's net asset value and the price at which the Fund's shares are trading on the Exchange, which could result in a decrease in value of the Fund's shares. This reduced effectiveness could result in Fund shares trading at a discount to net asset value and also in greater than normal intraday bid-ask spreads for Fund shares.

**MARKET RISK.** Market risk is the risk that a particular investment, or shares of the Fund in general, may fall in value. Securities are subject to market fluctuations caused by real or perceived adverse economic, political, and regulatory factors or market developments, changes in interest rates and perceived trends in securities prices. Shares of the Fund could decline in value or underperform other investments. In addition, local, regional or global events such as war, acts of terrorism, market manipulation, government defaults, government shutdowns, regulatory actions, political changes, diplomatic developments, the imposition of sanctions and other similar measures, spread of infectious diseases or other public health issues, recessions, natural disasters, or other events could have a significant negative impact on the Fund and its investments. Any of such circumstances could have a materially negative impact on the value of the Fund's shares, the liquidity of an investment, and may result in increased market volatility. During any such events, the Fund's shares may trade at increased premiums or discounts to their net asset value, the bid/ask spread on the Fund's shares may widen and the returns on investment may fluctuate.

**MOMENTUM INVESTING RISK.** The Fund employs a "momentum" style of investing that emphasizes selecting stocks that have had higher recent price performance compared to other stocks. Momentum can change quickly and stocks that previously exhibited high momentum characteristics may not experience positive momentum or may experience more volatility than the market as a whole. In addition, there may be periods when the momentum style of investing is out of favor and the investment performance of the Fund may suffer.

**NON-CORRELATION RISK.** The Fund's return may not match the return of the Index for a number of reasons. The Fund incurs operating expenses not applicable to the Index, and may incur costs in buying and selling securities, especially when rebalancing the Fund's portfolio holdings to reflect changes in the composition of the Index. In addition, the Fund's portfolio holdings may not exactly replicate the securities included in the Index or the ratios between the securities included in the Index. Additionally, in order to comply with its investment strategies and policies, the Fund portfolio may deviate from the composition of the Index. Accordingly, the Fund's return may underperform the return of the Index.

**NON-DIVERSIFICATION RISK.** The Fund is classified as "non-diversified" under the Investment Company Act of 1940, as amended (the "1940 Act"). As a result, the Fund is only limited as to the percentage of its assets which may be invested in the securities of any one issuer by the diversification requirements imposed by the Internal Revenue Code of 1986, as amended. The Fund may invest a relatively high percentage of its assets in a limited number of issuers. As a result, the Fund may be more susceptible to a single adverse economic or regulatory occurrence affecting one or more of these issuers, experience increased volatility and be highly invested in certain issuers.

**OPERATIONAL RISK.** The Fund is subject to risks arising from various operational factors, including, but not limited to, human error, processing and communication errors, errors of the Fund's service providers, counterparties or other third-parties, failed or inadequate processes and technology or systems failures. The Fund relies on third-parties for a range of services, including custody. Any delay or failure relating to engaging or maintaining such service providers may affect the Fund's ability to meet its investment objective. Although the Fund and the Fund's investment advisor seek to reduce these operational risks through controls and procedures, there is no way to completely protect against such risks.

**PASSIVE INVESTMENT RISK.** The Fund is not actively managed. The Fund invests in securities included in or representative of the Index regardless of investment merit. The Fund generally will not attempt to take defensive positions in declining markets. In the event that the Index is no longer calculated, the Index license is terminated or the identity or character of the Index is materially changed, the Fund will seek to engage a replacement index.

**PREMIUM/DISCOUNT RISK.** The market price of the Fund's shares will generally fluctuate in accordance with changes in the Fund's net asset value as well as the relative supply of and demand for shares on the Exchange. The Fund's investment advisor cannot predict whether shares will trade below, at or above their net asset value because the shares trade on the Exchange at market prices and not at net asset value. Price differences may be due, in large part, to the fact that supply and demand forces at work in the secondary trading market for shares will be closely related, but not identical, to the same forces influencing the prices of the holdings of the Fund trading individually or in the aggregate at any point in time. However, given that shares can only be purchased and redeemed in Creation Units, and only to and from broker-dealers and large institutional investors that have entered into participation agreements (unlike shares of closed-end funds, which frequently trade at appreciable discounts from, and sometimes at premiums to, their net asset value), the Fund's investment advisor believes that large discounts or premiums to the net asset value of shares should not be sustained. During stressed market conditions, the market for the Fund's shares may become less liquid in response to deteriorating liquidity in the market for the Fund's underlying portfolio holdings, which could in turn lead to differences between the market price of the Fund's shares and their net asset value and the bid/ask spread on the Fund's shares may widen.

## First Trust Nasdaq Semiconductor ETF (FTXL)

**SEMICONDUCTOR COMPANIES RISK.** The Fund invests in companies primarily involved in the design, distribution, manufacture and sale of semiconductors. Semiconductor companies are significantly affected by rapid obsolescence, intense competition and global demand. The Fund is also subject to the risk that the securities of such issuers will underperform the market as a whole due to legislative or regulatory changes. The prices of the securities of semiconductor companies may fluctuate widely in response to such events.

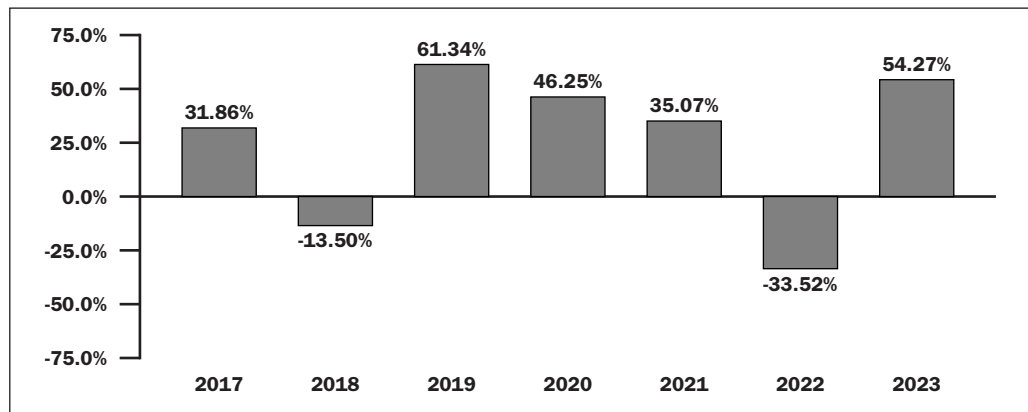
**SMALLER COMPANIES RISK.** Small and/or mid capitalization companies may be more vulnerable to adverse general market or economic developments, and their securities may be less liquid and may experience greater price volatility than larger, more established companies as a result of several factors, including limited trading volumes, fewer products or financial resources, management inexperience and less publicly available information. Accordingly, such companies are generally subject to greater market risk than larger, more established companies.

**TRADING ISSUES RISK.** Trading in Fund shares on the Exchange may be halted due to market conditions or for reasons that, in the view of the Exchange, make trading in shares inadvisable. In addition, trading in Fund shares on the Exchange is subject to trading halts caused by extraordinary market volatility pursuant to the Exchange's "circuit breaker" rules. There can be no assurance that the requirements of the Exchange necessary to maintain the listing of the Fund will continue to be met or will remain unchanged. The Fund may have difficulty maintaining its listing on the Exchange in the event the Fund's assets are small, the Fund does not have enough shareholders, or if the Fund is unable to proceed with creation and/or redemption orders.

### Annual Total Return

The bar chart and table below illustrate the annual calendar year returns of the Fund based on net asset value as well as the average annual Fund and Index returns. The bar chart and table provide an indication of the risks of investing in the Fund by showing changes in the Fund's performance from year-to-year and by showing how the Fund's average annual total returns based on net asset value compared to those of the Index, a broad-based market index and a market index. The Fund's performance information is accessible on the Fund's website at [www.ftportfolios.com](http://www.ftportfolios.com).

### First Trust Nasdaq Semiconductor ETF Calendar Year Total Returns as of 12/31 <sup>(1)</sup>



(1) The Fund's calendar year-to-date total return based on net asset value for the period 12/31/23 to 06/30/24 was 22.55%.

During the periods shown in the chart above:

	Return	Period Ended
Best Quarter	33.92%	June 30, 2020
Worst Quarter	-24.24%	June 30, 2022
Year-to-Date	22.55%	June 30, 2024

The Fund's past performance (before and after taxes) is not necessarily an indication of how the Fund will perform in the future.

All after-tax returns are calculated using the historical highest individual federal marginal income tax rates and do not reflect the impact of any state or local tax. Returns after taxes on distributions reflect the taxed return on the payment of dividends and capital gains. Returns after taxes on distributions and sale of shares assume you sold your shares at period end, and,



## First Trust Nasdaq Semiconductor ETF (FTXL)

therefore, are also adjusted for any capital gains or losses incurred. Returns for the market indices do not include expenses, which are deducted from Fund returns, or taxes.

Your own actual after-tax returns will depend on your specific tax situation and may differ from what is shown here. After-tax returns are not relevant to investors who hold Fund shares in tax-deferred accounts such as individual retirement accounts (IRAs) or employee-sponsored retirement plans.

### Average Annual Total Returns for the Periods Ended December 31, 2023

	1 Year	5 Years	Since Inception	Inception Date
Return Before Taxes	54.27%	26.73%	22.17%	9/20/2016
Return After Taxes on Distributions	53.85%	26.36%	21.84%	
Return After Taxes on Distributions and Sale of Fund Shares	32.10%	22.00%	18.60%	
Nasdaq US Smart Semiconductor™ Index (reflects no deduction for fees, expenses or taxes)	55.37%	27.55%	22.96%	
Nasdaq US Benchmark Semiconductors™ Index (reflects no deduction for fees, expenses or taxes)	105.97%	32.92%	26.85%	
Nasdaq US Benchmark™ Index (reflects no deduction for fees, expenses or taxes)	26.43%	15.24%	13.21%	

### Management

#### **Investment Advisor**

First Trust Advisors L.P. (“*First Trust*” or the “*Advisor*”)

#### **Portfolio Managers**

The Fund’s portfolio is managed by a team (the “*Investment Committee*”) consisting of:

- Daniel J. Lindquist, Chairman of the Investment Committee and Managing Director of First Trust
- David G. McGarel, Chief Investment Officer, Chief Operating Officer and Managing Director of First Trust
- Jon C. Erickson, Senior Vice President of First Trust
- Roger F. Testin, Senior Vice President of First Trust
- Stan Ueland, Senior Vice President of First Trust
- Chris A. Peterson, Senior Vice President of First Trust
- Erik Russo, Vice President of First Trust

The Investment Committee members are primarily and jointly responsible for the day-to-day management of the Fund. Each Investment Committee member has served as a part of the portfolio management team of the Fund since 2016, except for Erik Russo, who has served as a part of the portfolio management team since 2020.

### Purchase and Sale of Fund Shares

The Fund issues and redeems shares on a continuous basis, at net asset value, only in large blocks of shares called “Creation Units.” Individual shares of the Fund may only be purchased and sold on the secondary market through a broker-dealer. Since shares of the Fund trade on securities exchanges in the secondary market at their market price rather than their net asset value, the Fund’s shares may trade at a price greater than (premium) or less than (discount) the Fund’s net asset value. An investor may incur costs attributable to the difference between the highest price a buyer is willing to pay to purchase shares of the Fund (bid) and the lowest price a seller is willing to accept for shares of the Fund (ask) when buying or selling shares in the secondary market (the “*bid-ask spread*”). Recent information, including the Fund’s net asset value, market price, premiums and discounts, bid-ask spreads and the median bid-ask spread for the Fund’s most recent fiscal year, is available online at <https://www.ftportfolios.com/Retail/etf/home.aspx>.

**Tax Information**

The Fund's distributions are taxable and will generally be taxed as ordinary income or capital gains. Distributions on shares held in a tax-deferred account, while not immediately taxable, will be subject to tax when the shares are no longer held in a tax-deferred account.

**Payments to Broker-Dealers and Other Financial Intermediaries**

If you purchase shares of the Fund through a broker-dealer, registered investment adviser, bank or other financial intermediary (collectively, "intermediaries"), First Trust and First Trust Portfolios L.P., the Fund's distributor, may pay the intermediary for the sale of Fund shares and related services. These payments may create a conflict of interest by influencing the broker-dealer or other intermediary and your salesperson to recommend the Fund over another investment. Ask your salesperson or visit your financial intermediary's website for more information.

## SUMMARY INFORMATION

### First Trust Nasdaq Transportation ETF (FTXR)

#### Investment Objective

The First Trust Nasdaq Transportation ETF (the “Fund”) seeks investment results that correspond generally to the price and yield (before the Fund’s fees and expenses) of an equity index called the Nasdaq US Smart Transportation™ Index (the “Index”).

#### Fees and Expenses of the Fund

The following table describes the fees and expenses you may pay if you buy, hold and sell shares of the Fund. **Investors may pay other fees, such as brokerage commissions and other fees to financial intermediaries, which are not reflected in the table and example below.**

#### Shareholder Fees

(fees paid directly from your investment)

Maximum Sales Charge (Load) Imposed on Purchases (as a percentage of offering price)	None
--	------

#### Annual Fund Operating Expenses

(expenses that you pay each year as a percentage of the value of your investment)

Management Fees	0.60%
Distribution and Service (12b-1) Fees	0.00%
Other Expenses	0.00%
<b>Total Annual Fund Operating Expenses</b>	<b>0.60%</b>

#### Example

The example below is intended to help you compare the cost of investing in the Fund with the cost of investing in other funds.

The example assumes that you invest \$10,000 in the Fund for the time periods indicated and then hold or sell all of your shares at the end of those periods. The example also assumes that your investment has a 5% return each year and that the Fund’s operating expenses remain at current levels. Although your actual costs may be higher or lower, based on these assumptions your costs would be:

1 Year	3 Years	5 Years	10 Years
\$61	\$192	\$335	\$750

#### Portfolio Turnover

The Fund pays transaction costs, such as commissions, when it buys and sells securities (or “turns over” its portfolio). A higher portfolio turnover rate may indicate higher transaction costs and may result in higher taxes when Fund shares are held in a taxable account. These costs, which are not reflected in annual fund operating expenses or in the example, affect the Fund’s performance. During the most recent fiscal year, the Fund’s portfolio turnover rate was 37% of the average value of its portfolio.

#### Principal Investment Strategies

The Fund will normally invest at least 90% of its net assets (including investment borrowings) in the securities that comprise the Index. The Fund, using an indexing investment approach, attempts to replicate, before fees and expenses, the performance of the Index. The Index is owned and is developed, maintained and sponsored by Nasdaq, Inc. (the “Index Provider”). The Index Provider may, from time to time, exercise reasonable discretion as it deems appropriate in order to ensure Index integrity.

According to the Index Provider, the Index is designed to provide exposure to the top 30 to 50 factor-ranked securities from U.S. transportation companies. The Index’s initial selection universe consists of the component securities of the Nasdaq US Benchmark™ Index that have been classified as comprising the industrial transportation sector, the automobiles and parts sector or the airlines subsector according to the Industry Classification Benchmark (the “ICB”). According to the ICB, companies comprising these sectors or subsector include: (i) operators of mail and package delivery services; (ii) providers of on-water transportation for commercial markets; (iii) providers of industrial railway transportation and railway lines; (iv) companies that manage airports, train depots, roads, bridges, tunnels, ports, and providers of logistic services to shippers of goods; (v) companies that provide commercial trucking or mass public bus services; (vi) companies that design, develop, manufacture,

and distribute light, medium and heavy duty trucks and vans; (vii) companies that manufacture, supply and distribute railroad supplies; (viii) companies that rent and lease operational equipment to commercial clients; (ix) companies that provide assistance to individual vehicle owners; (x) makers of motorcycles and passenger vehicles; (xi) manufacturers and distributors of new and replacement parts for motorcycles and automobiles; (xii) manufacturers, distributors and retreaders of automobile, truck and motorcycle tires; and (xiii) companies providing primarily passenger air transport. The Nasdaq US Benchmark™ Index is an index seeking to track the performance of small, mid and large capitalization U.S. companies. The Fund may invest in depositary receipts.

After meeting certain size, float and liquidity standards of the Index, the Index Provider then ranks the remaining eligible stocks utilizing a factor model that considers: (1) gross income; (2) return on assets; and (3) momentum. A fourth factor, cash flow, is also considered for tie-breaking situations when other factors are inconclusive. The bottom 25% of stocks based on the aggregate rankings above will be eliminated, subject to a requirement that the Index have a total constituent count between 30 and 50 stocks.

The Index assigns security weights based upon cash flow. However, the Index will not assign a security weight of greater than 8% and no more than five securities may be assigned the maximum 8% weight. The excess weight of any capped security is distributed proportionately across the remaining constituent securities. If, after redistribution, any of the five highest ranked securities have a weight of less than 8%, these securities are not capped. Any remaining securities with a weight in excess of 4% are capped at 4% and the excess weight is redistributed proportionally across the remaining constituent securities. If, after the redistribution process, a security has a weight less than 0.50%, weights are redistributed further in the process above such that no security has a weight less than 0.50%. The process is repeated, if necessary, to derive the final weights.

The Index is rebalanced and reconstituted semi-annually and the Fund will make corresponding changes to its portfolio shortly after the Index changes are made public. The Fund will be concentrated in an industry or a group of industries to the extent that the Index is so concentrated. As of June 28, 2024, the Index was composed of 41 securities with market capitalization ranges from \$2.51 billion to \$631.08 billion. As of June 28, 2024, the Fund had significant investments in consumer discretionary companies and industrials companies, although this may change from time to time. The Fund's investments will change as the Index changes and, as a result, the Fund may have significant investments in jurisdictions or investment sectors that it may not have had as of June 28, 2024. To the extent the Fund invests a significant portion of its assets in a given jurisdiction or investment sector, the Fund may be exposed to the risks associated with that jurisdiction or investment sector.

## Principal Risks

You could lose money by investing in the Fund. An investment in the Fund is not a deposit of a bank and is not insured or guaranteed by the Federal Deposit Insurance Corporation or any other governmental agency. There can be no assurance that the Fund's investment objective will be achieved. The order of the below risk factors does not indicate the significance of any particular risk factor.

**AUTHORIZED PARTICIPANT CONCENTRATION RISK.** Only an authorized participant may engage in creation or redemption transactions directly with the Fund. A limited number of institutions act as authorized participants for the Fund. To the extent that these institutions exit the business or are unable to proceed with creation and/or redemption orders and no other authorized participant steps forward to create or redeem, the Fund's shares may trade at a premium or discount (the difference between the market price of the Fund's shares and the Fund's net asset value) and possibly face delisting and the bid/ask spread (the difference between the price that someone is willing to pay for shares of the Fund at a specific point in time versus the price at which someone is willing to sell) on the Fund's shares may widen.

**CONSUMER DISCRETIONARY COMPANIES RISK.** Consumer discretionary companies, such as retailers, media companies and consumer services companies, provide non-essential goods and services. These companies manufacture products and provide discretionary services directly to the consumer, and the success of these companies is tied closely to the performance of the overall domestic and international economy, interest rates, competition and consumer confidence. Success depends heavily on disposable household income and consumer spending. Changes in demographics and consumer tastes can also affect the demand for, and success of, consumer discretionary products in the marketplace.

**CURRENT MARKET CONDITIONS RISK.** Current market conditions risk is the risk that a particular investment, or shares of the Fund in general, may fall in value due to current market conditions. As a means to fight inflation, which remains at elevated levels, the Federal Reserve and certain foreign central banks have raised interest rates, and the Federal Reserve has begun the process to reverse previously implemented quantitative easing. U.S. regulators have proposed several changes to market and issuer regulations which would directly impact the Fund, and any regulatory changes could adversely impact the Fund's

ability to achieve its investment strategies or make certain investments. Recent and potential future bank failures could result in disruption to the broader banking industry or markets generally and reduce confidence in financial institutions and the economy as a whole, which may also heighten market volatility and reduce liquidity. The ongoing adversarial political climate in the United States, as well as political and diplomatic events both domestic and abroad, have and may continue to have an adverse impact the U.S. regulatory landscape, markets and investor behavior, which could have a negative impact on the Fund's investments and operations. Other unexpected political, regulatory and diplomatic events within the U.S. and abroad may affect investor and consumer confidence and may adversely impact financial markets and the broader economy. For example, ongoing armed conflicts between Russia and Ukraine in Europe and among Israel, Hamas and other militant groups in the Middle East, have caused and could continue to cause significant market disruptions and volatility within the markets in Russia, Europe, the Middle East and the United States. The hostilities and sanctions resulting from those hostilities have and could continue to have a significant impact on certain Fund investments as well as Fund performance and liquidity. The economies of the United States and its trading partners, as well as the financial markets generally, may be adversely impacted by trade disputes and other matters. For example, the United States has imposed trade barriers and restrictions on China. In addition, the Chinese government is engaged in a longstanding dispute with Taiwan, continually threatening an invasion. If the political climate between the United States and China does not improve or continues to deteriorate, if China were to attempt invading Taiwan, or if other geopolitical conflicts develop or worsen, economies, markets and individual securities may be adversely affected, and the value of the Fund's assets may go down. The COVID-19 global pandemic, or any future public health crisis, and the ensuing policies enacted by governments and central banks have caused and may continue to cause significant volatility and uncertainty in global financial markets, negatively impacting global growth prospects. While vaccines have been developed, there is no guarantee that vaccines will be effective against emerging future variants of the disease. As this global pandemic illustrated, such events may affect certain geographic regions, countries, sectors and industries more significantly than others. Advancements in technology may also adversely impact markets and the overall performance of the Fund. For instance, the economy may be significantly impacted by the advanced development and increased regulation of artificial intelligence. These events, and any other future events, may adversely affect the prices and liquidity of the Fund's portfolio investments and could result in disruptions in the trading markets.

**CYBER SECURITY RISK.** The Fund is susceptible to operational risks through breaches in cyber security. A breach in cyber security refers to both intentional and unintentional events that may cause the Fund to lose proprietary information, suffer data corruption or lose operational capacity. Such events could cause the Fund to incur regulatory penalties, reputational damage, additional compliance costs associated with corrective measures and/or financial loss. Cyber security breaches may involve unauthorized access to the Fund's digital information systems through "hacking" or malicious software coding but may also result from outside attacks such as denial-of-service attacks through efforts to make network services unavailable to intended users. In addition, cyber security breaches of the issuers of securities in which the Fund invests or the Fund's third-party service providers, such as its administrator, transfer agent, custodian, or sub-advisor, as applicable, can also subject the Fund to many of the same risks associated with direct cyber security breaches. Although the Fund has established risk management systems designed to reduce the risks associated with cyber security, there is no guarantee that such efforts will succeed, especially because the Fund does not directly control the cyber security systems of issuers or third-party service providers.

**DEPOSITARY RECEIPTS RISK.** Depositary receipts represent equity interests in a foreign company that trade on a local stock exchange. Depositary receipts may be less liquid than the underlying shares in their primary trading market. Any distributions paid to the holders of depositary receipts are usually subject to a fee charged by the depositary. Holders of depositary receipts may have limited voting rights, and investment restrictions in certain countries may adversely impact the value of depositary receipts because such restrictions may limit the ability to convert the equity shares into depositary receipts and vice versa. Such restrictions may cause the equity shares of the underlying issuer to trade at a discount or premium to the market price of the depositary receipts.

**EQUITY SECURITIES RISK.** The value of the Fund's shares will fluctuate with changes in the value of the equity securities in which it invests. Equity securities prices fluctuate for several reasons, including changes in investors' perceptions of the financial condition of an issuer or the general condition of the relevant equity market, such as market volatility, or when political or economic events affecting an issuer occur. Common stock prices may be particularly sensitive to rising interest rates, as the cost of capital rises and borrowing costs increase. Equity securities may decline significantly in price over short or extended periods of time, and such declines may occur in the equity market as a whole, or they may occur in only a particular country, company, industry or sector of the market.

**INDEX CONCENTRATION RISK.** The Fund will be concentrated in an industry or a group of industries to the extent that the Index is so concentrated. To the extent that the Fund invests a significant percentage of its assets in a single asset class or

the securities of issuers within the same country, state, region, industry or sector, an adverse economic, business or political development may affect the value of the Fund's investments more than if the Fund were more broadly diversified. A significant exposure makes the Fund more susceptible to any single occurrence and may subject the Fund to greater market risk than a fund that is more broadly diversified. There may be instances in which the Index, for a variety of reasons including changes in the prices of individual securities held by the Fund, has a larger exposure to a small number of stocks or a single stock relative to the rest of the stocks in the Index. Under such circumstances, the Fund will not deviate from the Index except in rare circumstances or in an immaterial way and therefore the Fund's returns would be more greatly influenced by the returns of the stock(s) with the larger exposure.

**INDEX OR MODEL CONSTITUENT RISK.** The Fund may be a constituent of one or more indices or ETF models. As a result, the Fund may be included in one or more index-tracking exchange-traded funds or mutual funds. Being a component security of such a vehicle could greatly affect the trading activity involving the Fund's shares, the size of the Fund and the market volatility of the Fund. Inclusion in an index could increase demand for the Fund and removal from an index could result in outsized selling activity in a relatively short period of time. As a result, the Fund's net asset value could be negatively impacted and the Fund's market price may be below the Fund's net asset value during certain periods. In addition, index rebalances may potentially result in increased trading activity in the Fund's shares.

**INDEX PROVIDER RISK.** There is no assurance that the Index Provider, or any agents that act on its behalf, will compile the Index accurately, or that the Index will be determined, maintained, constructed, reconstituted, rebalanced, composed, calculated or disseminated accurately. The Index Provider and its agents do not provide any representation or warranty in relation to the quality, accuracy or completeness of data in the Index, and do not guarantee that the Index will be calculated in accordance with its stated methodology. The Advisor's mandate as described in this prospectus is to manage the Fund consistently with the Index provided by the Index Provider. The Advisor relies upon the Index provider and its agents to accurately compile, maintain, construct, reconstitute, rebalance, compose, calculate and disseminate the Index accurately. Therefore, losses or costs associated with any Index Provider or agent errors generally will be borne by the Fund and its shareholders. To correct any such error, the Index Provider or its agents may carry out an unscheduled rebalance of the Index or other modification of Index constituents or weightings. When the Fund in turn rebalances its portfolio, any transaction costs and market exposure arising from such portfolio rebalancing will be borne by the Fund and its shareholders. Unscheduled rebalances also expose the Fund to additional tracking error risk. Errors in respect of the quality, accuracy and completeness of the data used to compile the Index may occur from time to time and may not be identified and corrected by the Index Provider for a period of time or at all, particularly where the Index is less commonly used as a benchmark by funds or advisors. For example, during a period where the Index contains incorrect constituents, the Fund tracking the Index would have market exposure to such constituents and would be underexposed to the Index's other constituents. Such errors may negatively impact the Fund and its shareholders. The Index Provider and its agents rely on various sources of information to assess the criteria of issuers included in the Index, including information that may be based on assumptions and estimates. Neither the Fund nor the Advisor can offer assurances that the Index's calculation methodology or sources of information will provide an accurate assessment of included issuers. Unusual market conditions or issuer-specific events may cause the Index Provider to postpone a scheduled rebalance, exclude or substitute a security in the Index or undertake other measures which could cause the Index to vary from its normal or expected composition. The postponement of a scheduled rebalance in a time of market volatility could mean that constituents that would otherwise be removed at rebalance due to changes in market capitalizations, issuer credit ratings, or other reasons may remain, causing the performance and constituents of the Index to vary from those expected under normal conditions. Apart from scheduled rebalances, the Index Provider or its agents may carry out additional ad hoc rebalances to the Index due to unusual market conditions or in order, for example, to correct an error in the selection of index constituents.

**INDUSTRIALS COMPANIES RISK.** Industrials companies convert unfinished goods into finished durables used to manufacture other goods or provide services. Examples of industrials companies include companies involved in the production of electrical equipment and components, industrial products, manufactured housing and telecommunications equipment, as well as defense and aerospace companies. General risks of industrials companies include the general state of the economy, exchange rates, commodity prices, intense competition, consolidation, domestic and international politics, government regulation, import controls, excess capacity, consumer demand and spending trends. In addition, industrials companies may also be significantly affected by overall capital spending levels, economic cycles, rapid technological changes, delays in modernization, labor relations, environmental liabilities, governmental and product liability and e-commerce initiatives.

**LARGE CAPITALIZATION COMPANIES RISK.** Large capitalization companies may grow at a slower rate and be less able to adapt to changing market conditions than smaller capitalization companies. Thus, the return on investment in securities of

large capitalization companies may be less than the return on investment in securities of small and/or mid capitalization companies. The performance of large capitalization companies also tends to trail the overall market during different market cycles.

**MARKET MAKER RISK.** The Fund faces numerous market trading risks, including the potential lack of an active market for Fund shares due to a limited number of market makers. Decisions by market makers or authorized participants to reduce their role or step away from these activities in times of market stress could inhibit the effectiveness of the arbitrage process in maintaining the relationship between the underlying values of the Fund's portfolio securities and the Fund's market price. The Fund may rely on a small number of third-party market makers to provide a market for the purchase and sale of shares. Any trading halt or other problem relating to the trading activity of these market makers could result in a dramatic change in the spread between the Fund's net asset value and the price at which the Fund's shares are trading on the Exchange, which could result in a decrease in value of the Fund's shares. This reduced effectiveness could result in Fund shares trading at a discount to net asset value and also in greater than normal intraday bid-ask spreads for Fund shares.

**MARKET RISK.** Market risk is the risk that a particular investment, or shares of the Fund in general, may fall in value. Securities are subject to market fluctuations caused by real or perceived adverse economic, political, and regulatory factors or market developments, changes in interest rates and perceived trends in securities prices. Shares of the Fund could decline in value or underperform other investments. In addition, local, regional or global events such as war, acts of terrorism, market manipulation, government defaults, government shutdowns, regulatory actions, political changes, diplomatic developments, the imposition of sanctions and other similar measures, spread of infectious diseases or other public health issues, recessions, natural disasters, or other events could have a significant negative impact on the Fund and its investments. Any of such circumstances could have a materially negative impact on the value of the Fund's shares, the liquidity of an investment, and may result in increased market volatility. During any such events, the Fund's shares may trade at increased premiums or discounts to their net asset value, the bid/ask spread on the Fund's shares may widen and the returns on investment may fluctuate.

**MOMENTUM INVESTING RISK.** The Fund employs a "momentum" style of investing that emphasizes selecting stocks that have had higher recent price performance compared to other stocks. Momentum can change quickly and stocks that previously exhibited high momentum characteristics may not experience positive momentum or may experience more volatility than the market as a whole. In addition, there may be periods when the momentum style of investing is out of favor and the investment performance of the Fund may suffer.

**NON-CORRELATION RISK.** The Fund's return may not match the return of the Index for a number of reasons. The Fund incurs operating expenses not applicable to the Index, and may incur costs in buying and selling securities, especially when rebalancing the Fund's portfolio holdings to reflect changes in the composition of the Index. In addition, the Fund's portfolio holdings may not exactly replicate the securities included in the Index or the ratios between the securities included in the Index. Additionally, in order to comply with its investment strategies and policies, the Fund portfolio may deviate from the composition of the Index. Accordingly, the Fund's return may underperform the return of the Index.

**NON-DIVERSIFICATION RISK.** The Fund is classified as "non-diversified" under the Investment Company Act of 1940, as amended (the "1940 Act"). As a result, the Fund is only limited as to the percentage of its assets which may be invested in the securities of any one issuer by the diversification requirements imposed by the Internal Revenue Code of 1986, as amended. The Fund may invest a relatively high percentage of its assets in a limited number of issuers. As a result, the Fund may be more susceptible to a single adverse economic or regulatory occurrence affecting one or more of these issuers, experience increased volatility and be highly invested in certain issuers.

**OPERATIONAL RISK.** The Fund is subject to risks arising from various operational factors, including, but not limited to, human error, processing and communication errors, errors of the Fund's service providers, counterparties or other third-parties, failed or inadequate processes and technology or systems failures. The Fund relies on third-parties for a range of services, including custody. Any delay or failure relating to engaging or maintaining such service providers may affect the Fund's ability to meet its investment objective. Although the Fund and the Fund's investment advisor seek to reduce these operational risks through controls and procedures, there is no way to completely protect against such risks.

**PASSIVE INVESTMENT RISK.** The Fund is not actively managed. The Fund invests in securities included in or representative of the Index regardless of investment merit. The Fund generally will not attempt to take defensive positions in declining markets. In the event that the Index is no longer calculated, the Index license is terminated or the identity or character of the Index is materially changed, the Fund will seek to engage a replacement index.

**PREMIUM/DISCOUNT RISK.** The market price of the Fund's shares will generally fluctuate in accordance with changes in the Fund's net asset value as well as the relative supply of and demand for shares on the Exchange. The Fund's investment advisor cannot predict whether shares will trade below, at or above their net asset value because the shares trade on the Exchange at market prices and not at net asset value. Price differences may be due, in large part, to the fact that supply and demand forces at work in the secondary trading market for shares will be closely related, but not identical, to the same forces influencing the prices of the holdings of the Fund trading individually or in the aggregate at any point in time. However, given that shares can only be purchased and redeemed in Creation Units, and only to and from broker-dealers and large institutional investors that have entered into participation agreements (unlike shares of closed-end funds, which frequently trade at appreciable discounts from, and sometimes at premiums to, their net asset value), the Fund's investment advisor believes that large discounts or premiums to the net asset value of shares should not be sustained. During stressed market conditions, the market for the Fund's shares may become less liquid in response to deteriorating liquidity in the market for the Fund's underlying portfolio holdings, which could in turn lead to differences between the market price of the Fund's shares and their net asset value and the bid/ask spread on the Fund's shares may widen.

**SMALLER COMPANIES RISK.** Small and/or mid capitalization companies may be more vulnerable to adverse general market or economic developments, and their securities may be less liquid and may experience greater price volatility than larger, more established companies as a result of several factors, including limited trading volumes, fewer products or financial resources, management inexperience and less publicly available information. Accordingly, such companies are generally subject to greater market risk than larger, more established companies.

**TRADING ISSUES RISK.** Trading in Fund shares on the Exchange may be halted due to market conditions or for reasons that, in the view of the Exchange, make trading in shares inadvisable. In addition, trading in Fund shares on the Exchange is subject to trading halts caused by extraordinary market volatility pursuant to the Exchange's "circuit breaker" rules. There can be no assurance that the requirements of the Exchange necessary to maintain the listing of the Fund will continue to be met or will remain unchanged. The Fund may have difficulty maintaining its listing on the Exchange in the event the Fund's assets are small, the Fund does not have enough shareholders, or if the Fund is unable to proceed with creation and/or redemption orders.

**TRANSPORTATION COMPANIES RISK.** Transportation companies include those companies that are involved in the movement of freight or people, such as airline, railroad, ship, truck and bus companies, equipment manufacturers, parts suppliers, and companies involved in leasing, maintenance and other transportation related services. The transportation industry is cyclical in nature and changes in general economic conditions, fuel prices, operating costs, labor agreements and insurance costs can affect the demand for, and success of, transportation companies. In addition, regulatory changes and competition from foreign companies subject to more favorable government regulation may affect the success of transportation companies.

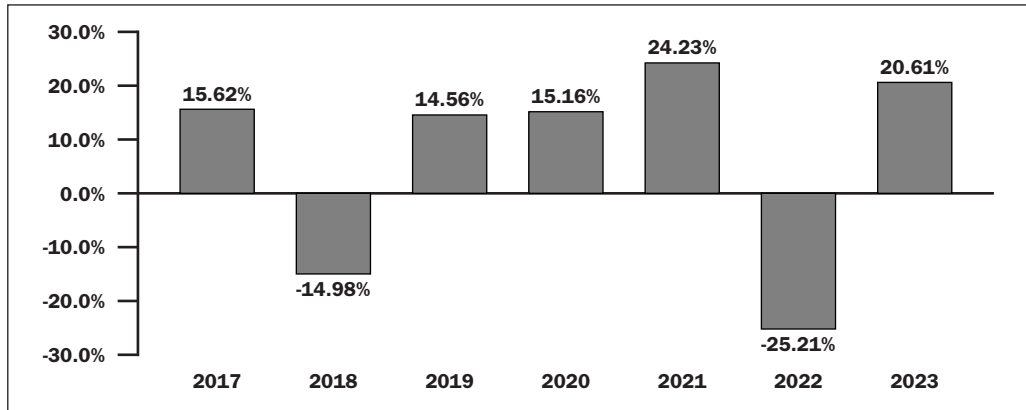
### Annual Total Return

The bar chart and table below illustrate the annual calendar year returns of the Fund based on net asset value as well as the average annual Fund and Index returns. The bar chart and table provide an indication of the risks of investing in the Fund by showing changes in the Fund's performance from year-to-year and by showing how the Fund's average annual total returns based on net asset value compared to those of the Index, a broad-based market index and a market index. The Fund's performance information is accessible on the Fund's website at [www.ftportfolios.com](http://www.ftportfolios.com).



## First Trust Nasdaq Transportation ETF (FTXR)

### First Trust Nasdaq Transportation ETF Calendar Year Total Returns as of 12/31 <sup>(1)</sup>



(1) The Fund's calendar year-to-date total return based on net asset value for the period 12/31/23 to 06/30/24 was 3.06%.

During the periods shown in the chart above:

	Return	Period Ended
Best Quarter	27.76%	June 30, 2020
Worst Quarter	-38.09%	March 31, 2020
Year-to-Date	3.06%	June 30, 2024

The Fund's past performance (before and after taxes) is not necessarily an indication of how the Fund will perform in the future.

All after-tax returns are calculated using the historical highest individual federal marginal income tax rates and do not reflect the impact of any state or local tax. Returns after taxes on distributions reflect the taxed return on the payment of dividends and capital gains. Returns after taxes on distributions and sale of shares assume you sold your shares at period end, and, therefore, are also adjusted for any capital gains or losses incurred. Returns for the market indices do not include expenses, which are deducted from Fund returns, or taxes.

Your own actual after-tax returns will depend on your specific tax situation and may differ from what is shown here. After-tax returns are not relevant to investors who hold Fund shares in tax-deferred accounts such as individual retirement accounts (IRAs) or employee-sponsored retirement plans.

### Average Annual Total Returns for the Periods Ended December 31, 2023

	1 Year	5 Years	Since Inception	Inception Date
Return Before Taxes	20.61%	8.13%	7.17%	9/20/2016
Return After Taxes on Distributions	19.84%	7.57%	6.60%	
Return After Taxes on Distributions and Sale of Fund Shares	12.18%	6.14%	5.42%	
Nasdaq US Smart Transportation™ Index (reflects no deduction for fees, expenses or taxes)	21.31%	8.56%	7.68%	
Nasdaq US Benchmark Industrial Transportation™ Index (reflects no deduction for fees, expenses or taxes)	20.07%	16.19%	14.98%	
Nasdaq US Benchmark™ Index (reflects no deduction for fees, expenses or taxes)	26.43%	15.24%	13.21%	

### Management

#### Investment Advisor

First Trust Advisors L.P. ("First Trust" or the "Advisor")

### **Portfolio Managers**

The Fund's portfolio is managed by a team (the "Investment Committee") consisting of:

- Daniel J. Lindquist, Chairman of the Investment Committee and Managing Director of First Trust
- David G. McGarel, Chief Investment Officer, Chief Operating Officer and Managing Director of First Trust
- Jon C. Erickson, Senior Vice President of First Trust
- Roger F. Testin, Senior Vice President of First Trust
- Stan Ueland, Senior Vice President of First Trust
- Chris A. Peterson, Senior Vice President of First Trust
- Erik Russo, Vice President of First Trust

The Investment Committee members are primarily and jointly responsible for the day-to-day management of the Fund. Each Investment Committee member has served as a part of the portfolio management team of the Fund since 2016, except for Erik Russo, who has served as a part of the portfolio management team since 2020.

### **Purchase and Sale of Fund Shares**

The Fund issues and redeems shares on a continuous basis, at net asset value, only in large blocks of shares called "Creation Units." Individual shares of the Fund may only be purchased and sold on the secondary market through a broker-dealer. Since shares of the Fund trade on securities exchanges in the secondary market at their market price rather than their net asset value, the Fund's shares may trade at a price greater than (premium) or less than (discount) the Fund's net asset value. An investor may incur costs attributable to the difference between the highest price a buyer is willing to pay to purchase shares of the Fund (bid) and the lowest price a seller is willing to accept for shares of the Fund (ask) when buying or selling shares in the secondary market (the "bid-ask spread"). Recent information, including the Fund's net asset value, market price, premiums and discounts, bid-ask spreads and the median bid-ask spread for the Fund's most recent fiscal year, is available online at <https://www.ftportfolios.com/Retail/etf/home.aspx>.

### **Tax Information**

The Fund's distributions are taxable and will generally be taxed as ordinary income or capital gains. Distributions on shares held in a tax-deferred account, while not immediately taxable, will be subject to tax when the shares are no longer held in a tax-deferred account.

### **Payments to Broker-Dealers and Other Financial Intermediaries**

If you purchase shares of the Fund through a broker-dealer, registered investment adviser, bank or other financial intermediary (collectively, "intermediaries"), First Trust and First Trust Portfolios L.P., the Fund's distributor, may pay the intermediary for the sale of Fund shares and related services. These payments may create a conflict of interest by influencing the broker-dealer or other intermediary and your salesperson to recommend the Fund over another investment. Ask your salesperson or visit your financial intermediary's website for more information.

## **Additional Information on the Funds' Investment Objectives and Strategies**

Each Fund is a series of First Trust Exchange-Traded Fund VI and is regulated as an "investment company" under the 1940 Act. Each Fund operates as an index fund and is not actively managed by First Trust. As such, each Fund's investment objective is to provide investment results that correspond generally to the price and yield (before the Fund's fees and expenses) of its Index. In seeking to achieve this objective, each Fund will normally invest at least 90% of its net assets (including investment borrowings) in the securities that comprise its Index. Nasdaq, Inc. serves as the index provider for the indices tracked by the Funds. Nasdaq, Inc. may be referred to throughout this prospectus as the "Index Provider."

Each Fund will generally employ a full replication strategy, meaning that it will normally invest in all of the securities comprising its Index in proportion to their weightings in the Index. However, under various circumstances, full replication of the Index may not be possible or practicable. In those circumstances, a Fund may purchase a sample of securities in its Index. There may also be instances in which First Trust may choose to overweight certain securities in an Index, purchase securities not in an Index which First Trust believes are appropriate to substitute for certain securities in the Index, use futures or derivative instruments or utilize various combinations of the above techniques in seeking to track an Index. Each Fund may sell securities that are represented in its Index in anticipation of their removal from the Index or purchase securities not represented in the Index in anticipation of their addition to the Index.

Each Fund's investment objective, its 90% investment strategy and each of the policies described herein are non-fundamental policies that may be changed by the Board of Trustees of the Trust (the "Board") without shareholder approval upon 60 days' prior written notice to shareholders. Certain fundamental policies of the Funds are set forth in the Statement of Additional Information ("SAI") under "Investment Objective and Policies."

While it is not expected that the Funds will invest in the securities of other investment companies, any such investments would be subject to limitations imposed by the Investment Company Act of 1940, as amended (the "1940 Act") and the related rules and interpretations. Each Fund has adopted a policy that it will not invest in other investment companies in excess of 1940 Act limits in reliance on Sections 12(d)(1)(F) or 12(d)(1)(G) of the 1940 Act.

### ***Nasdaq US Smart Banks™ Index***

According to the Index Provider, the Nasdaq US Smart Banks™ Index is a factor-weighted index designed to provide exposure to U.S. companies within the banking sector. The Index is rebalanced and reconstituted semi-annually in March and September.

### ***Nasdaq US Smart Food & Beverage™ Index***

According to the Index Provider, the Nasdaq US Smart Food & Beverage™ Index is a factor-weighted index designed to provide exposure to U.S. companies within the food & beverage sector. The Index is rebalanced and reconstituted semi-annually in March and September.

### ***Nasdaq US Smart Oil & Gas™ Index***

According to the Index Provider, the Nasdaq US Smart Oil & Gas™ Index is a factor-weighted index designed to provide exposure to U.S. companies within the oil & gas sector. The Index is rebalanced and reconstituted semi-annually in March and September.

### ***Nasdaq US Smart Pharmaceuticals™ Index***

According to the Index Provider, the Nasdaq US Smart Pharmaceuticals™ Index is a factor-weighted index designed to provide exposure to U.S. companies within the pharmaceuticals sector. The Index is rebalanced and reconstituted semi-annually in March and September.

### ***Nasdaq US Smart Semiconductors™ Index***

According to the Index Provider, the Nasdaq US Smart Semiconductors™ Index is a factor-weighted index designed to provide exposure to U.S. companies within the semiconductors sector. The Index is rebalanced and reconstituted semi-annually in March and September.

### ***Nasdaq US Smart Transportation™ Index***

According to the Index Provider, the Nasdaq US Smart Transportation™ Index is a factor-weighted index designed to provide exposure to U.S. companies within the transportation sector. The Index is rebalanced and reconstituted semi-annually in March and September.

The Index Provider may, from time to time, exercise reasonable discretion as it deems appropriate in order to ensure the integrity of each Index.

More information regarding each Index, including additional detail on the Index methodology, may be found on the Index Provider's website. Neither the Fund, the Board, First Trust, or any of their affiliates, are responsible for the information set forth on the Index Provider's website. Information from the Index Provider's website and any other information not expressly included in this prospectus is not incorporated by reference in, and should not be considered part of, this prospectus.

## Fund Investments

### Principal Investments

#### Equity Securities

The Funds invest in equity securities, including common stocks and depositary receipts. Common stock represents an equity ownership interest in issuers. Holders of common stock are entitled to the income and increase in the value of the assets and business of the issuers after all debt obligations and obligations to preferred stockholders are satisfied. Depositary receipts are certificates typically issued by a bank or trust company that represent ownership interests in securities of non-U.S. companies. Depositary receipts may or may not be jointly sponsored by the underlying issuer.

### Non-Principal Investments

#### Cash Equivalents and Short-Term Investments

Normally, a Fund invests substantially all of its assets to meet its investment objective. Each Fund may invest the remainder of its assets in securities with maturities of less than one year or cash equivalents, or it may hold cash. The percentage of a Fund invested in such holdings varies and depends on several factors, including market conditions. For temporary defensive purposes and during periods of high cash inflows or outflows, a Fund may depart from its principal investment strategies and invest part or all of its assets in these securities, or it may hold cash. During such periods, a Fund may not be able to achieve its investment objective. A Fund may adopt a defensive strategy when the portfolio managers believe securities in which the Fund normally invests have elevated risks due to political or economic factors and in other extraordinary circumstances. For more information on eligible short-term investments, see the SAI.

#### Illiquid Investments

Each Fund may invest up to 15% of its net assets in investments and other instruments that are, at the time of investment, illiquid (determined using the Securities and Exchange Commission's standard applicable to investment companies, *i.e.*, any investment that the Fund reasonably expects cannot be sold or disposed of in current market conditions in seven calendar days or less without the sale or disposition significantly changing the market value of the investment).

### Disclosure of Portfolio Holdings

Each Fund's portfolio holdings are available on the Funds' website at [www.ftportfolios.com](http://www.ftportfolios.com). A description of the policies and procedures with respect to the disclosure of the Funds' portfolio securities is included in the Funds' SAI, which is also available on the Funds' website.

## Risks of Investing in the Funds

Risk is inherent in all investing. Investing in a Fund involves risk, including the risk that you may lose all or part of your investment. There can be no assurance that a Fund will meet its stated objective. Before you invest, you should consider the following disclosure pertaining to the Principal Risks set forth above as well as additional Non-Principal Risks set forth below in this prospectus. The order of the below risk factors does not indicate the significance of any particular risk factor.

### Principal Risks

**AUTHORIZED PARTICIPANT CONCENTRATION RISK.** Only an authorized participant may engage in creation or redemption transactions directly with a Fund. A limited number of institutions act as authorized participants for a Fund. Although participants are not obligated to make a market in a Fund's shares or submit purchase and redemption orders for creation units. To the extent that these institutions exit the business, reduce their role or are unable to proceed with creation and/or

redemption orders and no other authorized participant steps forward to create or redeem, a Fund's shares may trade at a premium or discount to the Fund's net asset value and possibly face delisting and the bid/ask spread on the Fund's shares may widen.

**BANKS RISK.** Certain Funds invest significantly in banks. Banks are especially subject to the adverse effects of economic recession, currency exchange rates, government regulation, decreases in the availability of capital, volatile interest rates, portfolio concentrations in geographic markets and in commercial and residential real estate loans, and competition from new entrants in their fields of business. In addition, banks are subject to extensive regulation at both the federal and state level, which may affect permissible activities, profitability and the amount of capital that they must maintain.

**BIOTECHNOLOGY COMPANIES RISK.** Certain Funds invest significantly in biotechnology companies. Biotechnology companies invest heavily in research and development which may not necessarily lead to commercially successful products. Biotechnology companies are subject to increased governmental regulation which may delay or inhibit the release of new products. The effects of high development costs and increased regulation may be exacerbated by a company's inability to raise prices to cover costs because of managed care pressure or price controls. Many biotechnology companies are dependent upon their ability to use and enforce intellectual property rights and patents. Any impairment of such rights may have adverse financial consequences. Biotechnology stocks, especially those issued by smaller, less-seasoned companies, tend to be more volatile than the overall market. Biotechnology companies can also be significantly affected by technological change and obsolescence, product liability lawsuits and consequential high insurance costs.

**CONSUMER DISCRETIONARY COMPANIES RISK.** Certain Funds invest significantly in consumer discretionary companies. Consumer discretionary companies, such as retailers, media companies and consumer services companies, provide non-essential goods and services. These companies manufacture products and provide discretionary services directly to the consumer, and the success of these companies is tied closely to the performance of the overall domestic and international economy, interest rates, competition and consumer confidence. Success depends heavily on disposable household income and consumer spending. Consumer discretionary companies may also be strongly affected by social trends and marketing campaigns. These companies may be subject to severe competition, which may have an adverse impact on their profitability. Changes in demographics and consumer tastes can also affect the demand for, and success of, consumer discretionary products in the marketplace. Consumer discretionary companies have historically been characterized as relatively cyclical and therefore more volatile in times of change.

**CONSUMER STAPLES COMPANIES RISK.** Certain Funds invest significantly in consumer staples companies. Consumer staples companies provide products directly to the consumer that are typically considered non-discretionary items based on consumer purchasing habits. Such products include food, beverages, household items and tobacco. Companies providing these products may be affected by the regulation of various product components and production methods, new laws, regulations or litigation, marketing campaigns, competitive pricing, enumerated factors, consumer confidence, materials costs and other factors affecting consumer demand. Changes in the worldwide economy, demographics, consumer preferences, consumer spending, exploration and production spending may adversely affect these companies, as well as natural and man-made disasters, political, social or labor unrest, world events and economic conditions. Historically, the demand for consumer staples goods has remained fairly constant regardless of the state of the economy. With some products, such as food, alcohol and tobacco, demand sometimes increases during economic downturns. However, price competition among suppliers may be very challenging, which can drive prices lower and impact returns.

**CURRENT MARKET CONDITIONS RISK.** Current market conditions risk is the risk that a particular investment, or shares of a Fund in general, may fall in value due to current market conditions.

As a means to fight inflation, which remains at elevated levels, the Federal Reserve and certain foreign central banks have raised interest rates, and the Federal Reserve has begun the process to reverse previously implemented quantitative easing. U.S. regulators have proposed several changes to market and issuer regulations which would directly impact the Funds. While it is hard to predict whether any of these regulations will be adopted, due to the current scope of proposed regulations, any regulatory changes could adversely impact a Fund's ability to achieve its investment strategies or make certain investments. Regulatory changes may also increase Fund operational costs, which could impact overall performance. Certain market factors may result in central banks changing their approach in the future. Recent and potential future bank failures could result in disruption to the broader banking industry or markets generally and reduce confidence in financial institutions and the economy as a whole, which may also heighten market volatility and reduce liquidity.

The ongoing adversarial political climate in the United States, as well as political and diplomatic events both domestic and abroad, such as presidential, congressional and gubernatorial elections in the U.S., global elections and governmental changes

and the U.S. government's failure to agree on a long-term budget and deficit reduction plan, have and may continue to have an adverse impact on the U.S. regulatory landscape, markets and investor behavior, which could have a negative impact on a Fund's investments and operations. The potential result of a U.S. federal government shutdown may also significantly impact investor and consumer behavior, which may adversely impact the markets and global economy. Global and domestic authorities and regulators have previously responded to serious economic disruptions with ranging fiscal and monetary policy changes, including but not limited to, direct capital infusions into companies, new monetary programs and dramatically lower interest rates. Any change in these policies, or the ineffectiveness of these policies, could increase volatility in securities markets, which may adversely impact a Fund's investments and performance. Any market disruptions could also delay a Fund from making sound investment decisions in a timely manner. If a Fund concentrates its investments in a region enduring geopolitical market disruption, it may face higher risk of loss, although the increasing interconnectivity between global economies and financial markets can lead to events or conditions in one country, region or financial market adversely impacting a different country, region or financial market.

Other unexpected political, regulatory and diplomatic events within the U.S. and abroad may affect investor and consumer confidence and may adversely impact financial markets and the broader economy. For example, ongoing armed conflicts between Russia and Ukraine in Europe and among Israel, Hamas and other militant groups in the Middle East, have caused and could continue to cause significant market disruptions and volatility within the markets in Russia, Europe, the Middle East and the United States. The hostilities and sanctions resulting from those hostilities have and could continue to have a significant impact on certain Fund investments as well as Fund performance and liquidity. The economies of the United States and its trading partners, as well as the financial markets generally, may be adversely impacted by trade disputes and other matters. For example, the United States has imposed trade barriers and restrictions on China. In addition, the Chinese government is engaged in a longstanding dispute with Taiwan, continually threatening an invasion. If the political climate between the United States and China does not improve or continues to deteriorate, if China were to attempt invading Taiwan, or if other geopolitical conflicts develop or worsen, economies, markets and individual securities may be adversely affected, and the value of a Fund's assets may go down. The COVID-19 global pandemic, or any future public health crisis, and the ensuing policies enacted by governments and central banks have caused and may continue to cause significant volatility and uncertainty in global financial markets, negatively impacting global growth prospects. While vaccines have been developed, there is no guarantee that vaccines will be effective against emerging future variants of the disease. As this global pandemic illustrated, such events may affect certain geographic regions, countries, sectors and industries more significantly than others.

Advancements in technology may also adversely impact markets and the overall performance of a Fund. For instance, the economy may be significantly impacted by the advanced development and increased regulation of artificial intelligence. As the use of technology grows, liquidity and market movements may be affected. As artificial intelligence is used more widely, the profitability and growth of Fund holdings may be impacted, which could significantly impact the overall performance of a Fund.

These events, and any other future events, may adversely affect the prices and liquidity of a Fund's portfolio investments and could result in disruptions in the trading markets.

**CYBER SECURITY RISK.** The Funds are susceptible to operational risks through breaches in cyber security. A breach in cyber security refers to both intentional and unintentional events that may cause a Fund to lose proprietary information, suffer data corruption or lose operational capacity. Such events could cause a Fund to incur regulatory penalties, reputational damage, additional compliance costs associated with corrective measures and/or financial loss. These risks typically are not covered by insurance. In general, cyber incidents can result from deliberate attacks or unintentional events. Cyber incidents include, but are not limited to, gaining unauthorized access to digital systems (e.g., through "hacking" or malicious software coding) for purposes of misappropriating assets or sensitive information, corrupting data or causing operational disruption. Cyber attacks may also be carried out in a manner that does not require gaining unauthorized access, such as causing denial-of-service attacks on websites (i.e., efforts to make network services unavailable to intended users). Cyber security failures by or breaches of the systems of the Advisor, distributor and other service providers (including, but not limited to, sub-advisors, index providers, fund accountants, custodians, transfer agents and administrators), market makers, authorized participants or the issuers of securities in which a Fund invests, have the ability to cause disruptions and impact business operations, potentially resulting in: financial losses; interference with a Fund's ability to calculate its net asset value; disclosure of confidential trading information; impediments to trading; submission of erroneous trades or erroneous creation or redemption orders; the inability of a Fund or its service providers to transact business; violations of applicable privacy and other laws; regulatory fines penalties, reputational damage, reimbursement or other compensation costs; or additional compliance costs. Substantial costs may be incurred by a Fund in order to resolve or prevent cyber incidents in the future. While the Funds have established business continuity plans in the event of, and risk management systems to prevent, such cyber attacks, there are inherent limitations

in such plans and systems, including the possibility that certain risks have not been identified and that prevention and remediation efforts will not be successful. Furthermore, the Funds cannot control the cyber security plans and systems put in place by service providers to the Funds, issuers in which the Funds invest, market makers or authorized participants. However, there is no guarantee that such efforts will succeed, and the Funds and their shareholders could be negatively impacted as a result.

**DEPOSITARY RECEIPTS RISK.** The Funds may invest in depositary receipts. Depositary receipts are securities issued by a bank or trust company reflecting ownership of underlying securities issued by a foreign company. An investment in depositary receipts involves further risks due to certain unique features. Any distributions paid to the holders of depositary receipts are usually subject to a fee charged by the depositary. Holders of depositary receipts may have limited voting rights pursuant to a deposit agreement between the underlying issuer and the depositary. In certain cases, the depositary will vote the shares deposited with it as directed by the underlying issuer's board of directors. Furthermore, investment restrictions in certain countries may adversely impact the value of depositary receipts because such restrictions may limit the ability to convert shares into depositary receipts and vice versa. Such restrictions may cause shares of the underlying issuer to trade at a discount or premium to the market price of the depositary receipt. Moreover, if depositary receipts are converted into shares, the laws in certain countries may limit the ability of a non-resident to trade the shares and to reconvert the shares to depositary receipts. Depositary receipts may be "sponsored" or "unsponsored." Sponsored depositary receipts are established jointly by a depositary and the underlying issuer, whereas unsponsored depositary receipts may be established by a depositary without participation by the underlying issuer. Holders of unsponsored depositary receipts generally bear all the costs associated with establishing the unsponsored depositary receipts. In addition, the issuers of the securities underlying unsponsored depositary receipts are not obligated to disclose material information in the U.S. and, therefore, there may be less information available regarding such issuers and there may not be a correlation between such information and the market value of the depositary receipts.

**ENERGY COMPANIES RISK.** Certain Funds invest significantly in energy companies. The success of energy companies may be cyclical and highly dependent on energy prices. The market value of securities issued by energy companies may decline for many reasons, including, among other things, changes in the levels and volatility of global energy prices, energy supply and demand, capital expenditures on exploration and production of energy sources, exchange rates, interest rates, economic conditions, tax treatment, energy conservation efforts, increased competition and technological advances. Energy companies may be subject to substantial government regulation and contractual fixed pricing, which may increase the cost of doing business and limit the earnings of these companies. A significant portion of the revenues of these companies may depend on a relatively small number of customers, including governmental entities and utilities. As a result, governmental budget constraints may have a material adverse effect on the stock prices of energy companies. Energy companies may also operate in, or engage in transactions involving, countries with less developed regulatory regimes or a history of expropriation, nationalization or other adverse policies. Energy companies also face a significant risk of liability from accidents resulting in injury or loss of life or property, pollution or other environmental problems, equipment malfunctions or mishandling of materials and a risk of loss from terrorism, political strife or natural disasters. Energy companies can be significantly affected by the supply of, and demand for, specific products (e.g., oil and natural gas) and services, exploration and production spending, government subsidization, world events and general economic conditions. Energy companies may have relatively high levels of debt and may be more likely than other companies to restructure their businesses if there are downturns in energy markets or in the global economy.

**EQUITY SECURITIES RISK.** The value of a Fund's shares will fluctuate with changes in the value of the equity securities in which it invests. Equity securities prices fluctuate for several reasons, including changes in investors' perceptions of the financial condition of an issuer or the general condition of the relevant equity market, such as market volatility, or when political or economic events affecting the issuers occur. Common stock prices may be particularly sensitive to rising interest rates, as the cost of capital rises and borrowing costs increase. Equity securities may decline significantly in price over short or extended periods of time, and such declines may occur in the equity market as a whole, or they may occur in only a particular country, company, industry or sector of the market. Additionally, holders of an issuer's common stock may be subject to greater risks than holders of its preferred stock and debt securities because common stockholders' claims are subordinated to those of holders of preferred stocks and debt securities upon the bankruptcy of an issuer.

**FINANCIAL COMPANIES RISK.** Certain Funds invest significantly in financial companies. Financial companies are subject to extensive governmental regulation and intervention, which may adversely affect the scope of their activities, the prices they can charge, the amount and types of capital they must maintain and, potentially, their size. Governmental regulation may change frequently and may have significant adverse consequences for financial companies, including effects not intended by such regulation. The impact of more stringent capital requirements, or recent or future regulation in various countries, on any individual financial company or on financial companies as a whole cannot be predicted. Certain risks may impact the value

of investments in financial companies more severely than those of investments in other issuers, including the risks associated with companies that operate with substantial financial leverage. Financial companies may also be adversely affected by volatility in interest rates, loan losses and other customer defaults, decreases in the availability of money or asset valuations, credit rating downgrades and adverse conditions in other related markets. Insurance companies in particular may be subject to severe price competition and/or rate regulation, which may have an adverse impact on their profitability. Financial companies are also a target for cyber attacks and may experience technology malfunctions and disruptions as a result.

**FOOD AND BEVERAGE COMPANIES RISK.** Certain Funds invest significantly in food and beverage companies. The food and beverage industry is very competitive and companies in the food and beverage industry are subject to a number of risks. Demographic and product trends, changing consumer preferences, nutritional and health-related concerns, competitive pricing, marketing campaigns, environmental factors, adverse changes in general economic conditions, government regulation, food inspection and processing control, consumer boycotts, risks of product tampering, product liability claims, and the availability and expense of liability insurance can affect the demand for, and success of, food and beverage products in the marketplace.

**HEALTH CARE COMPANIES RISK.** Certain Funds invest significantly in health care companies. Health care companies, such as companies providing medical and health care goods and services, companies engaged in manufacturing medical equipment, supplies and pharmaceuticals, as well as operating healthcare facilities and the provision of managed healthcare, may be affected by government regulations and government health care programs, increases or decreases in the cost of medical products and services and product liability claims, among other factors. Many health care companies are heavily dependent on patent protection, and the expiration of a company's patent may adversely affect that company's profitability. Research and development costs of bringing new drugs to market are substantial, and there is no guarantee that a proposed product will ever come to market. Health care companies are also subject to competitive forces that may result in price discounting, may be thinly capitalized and susceptible to product obsolescence.

**INDEX CONCENTRATION RISK.** A Fund will be concentrated in an industry or a group of industries to the extent that the Index is so concentrated. To the extent that a Fund invests a significant percentage of its assets in a single asset class or the securities of issuers within the same country, state, region, industry or sector, an adverse economic, business or political development may affect the value of the Fund's investments more than if a Fund were more broadly diversified. A significant exposure makes a Fund more susceptible to any single occurrence and may subject a Fund to greater market risk than a fund that is more broadly diversified. There may be instances in which the Index, for a variety of reasons including changes in the prices of individual securities held by a Fund, has a larger exposure to a small number of stocks or a single stock relative to the rest of the stocks in the Index. Under such circumstances, a Fund will not deviate from the Index except in rare circumstances or in an immaterial way and therefore the Fund's returns would be more greatly influenced by the returns of the stock(s) with the larger exposure.

**INDEX OR MODEL CONSTITUENT RISK.** Each Fund may be a constituent of one or more indices or ETF models. As a result, a Fund may be included in one or more index-tracking ETFs or mutual funds. Being a component security of such a vehicle could greatly affect the trading activity involving a Fund's shares, the size of the Fund and the market volatility of the Fund's shares. Inclusion in an index could increase demand for a Fund and removal from an index could result in outsized selling activity in a relatively short period of time. As a result, a Fund's net asset value could be negatively impacted and the Fund's market price may be below the Fund's net asset value during certain periods. In addition, index rebalances may potentially result in increased trading activity. To the extent buying or selling activity increases, a Fund can be exposed to increased brokerage costs and adverse tax consequences and the market price of the Fund can be negatively affected.

**INDEX PROVIDER RISK.** There is no assurance that the Index Provider, or any agents that act on its behalf, will compile an Index accurately, or that an Index will be determined, maintained, constructed, reconstituted, rebalanced, composed, calculated or disseminated accurately. The Index Provider and its agents do not provide any representation or warranty in relation to the quality, accuracy or completeness of data in an Index, and do not guarantee that an Index will be calculated in accordance with its stated methodology. The Advisor's mandate as described in this prospectus is to manage each Fund consistently with the Index provided by the Index Provider. The Advisor relies upon the Index provider and its agents to accurately compile, maintain, construct, reconstitute, rebalance, compose, calculate and disseminate an Index accurately. Therefore, losses or costs associated with any Index Provider or agent errors generally will be borne by a Fund and its shareholders. To correct any such error, the Index Provider or its agents may carry out an unscheduled rebalance of an Index or other modification of Index constituents or weightings. When a Fund in turn rebalances its portfolio, any transaction costs and market exposure arising from such portfolio rebalancing will be borne by a Fund and its shareholders. Unscheduled rebalances also expose a Fund to additional tracking error risk. Errors in respect of the quality, accuracy and completeness of the data used to compile an Index may occur from time to time and may not be identified and corrected by the Index Provider for a period of time or



at all, particularly where an Index is less commonly used as a benchmark by funds or advisors. For example, during a period where an Index contains incorrect constituents, a Fund tracking the Index would have market exposure to such constituents and would be underexposed to the Index's other constituents. Such errors may negatively impact a Fund and its shareholders. The Index Provider and its agents rely on various sources of information to assess the criteria of issuers included in an Index, including information that may be based on assumptions and estimates. Neither a Fund nor the Advisor can offer assurances that an Index's calculation methodology or sources of information will provide an accurate assessment of included issuers. Unusual market conditions or issuer-specific events may cause the Index Provider to postpone a scheduled rebalance, exclude or substitute a security from the Index or undertake other measures which could cause an Index to vary from its normal or expected composition. The postponement of a scheduled rebalance in a time of market volatility could mean that constituents that would otherwise be removed at rebalance due to changes in market capitalizations, issuer credit ratings, or other reasons may remain, causing the performance and constituents of an Index to vary from those expected under normal conditions. Apart from scheduled rebalances, the Index Provider or its agents may carry out additional ad hoc rebalances to an Index due to unusual market conditions or in order, for example, to correct an error in the selection of index constituents.

**INDUSTRIALS COMPANIES RISK.** Certain Funds invest significantly in industrials companies. The value of securities issued by industrials companies may be adversely affected by supply and demand related to their specific products or services and industrials sector products in general. The products of manufacturing companies may face obsolescence due to rapid technological developments and frequent new product introduction. World events and changes in government regulations, import controls, economic conditions and exchange rates may adversely affect the performance of companies in the industrials sector. Industrials companies may be adversely affected by liability for environmental damage and product liability claims. Industrials companies may also be adversely affected by changes or trends in commodity prices, which may be influenced by unpredictable factors. Industrials companies, particularly aerospace and defense companies, may also be adversely affected by government spending policies because companies in this sector tend to rely to a significant extent on government demand for their products and services.

**INFORMATION TECHNOLOGY COMPANIES RISK.** Certain Funds invest significantly in information technology companies. Information technology companies produce and provide hardware, software and information technology systems and services. Information technology companies are generally subject to the following risks: rapidly changing technologies and existing product obsolescence; short product life cycles; fierce competition; aggressive pricing and reduced profit margins; the loss of patent, copyright and trademark protections; cyclical market patterns; evolving industry standards; and frequent new product introductions and new market entrants. Information technology companies may be smaller and less experienced companies, with limited product lines, markets or financial resources and fewer experienced management or marketing personnel. Information technology company stocks, particularly those involved with the internet, have experienced extreme price and volume fluctuations that are often unrelated to their operating performance. In addition, information technology companies are particularly vulnerable to federal, state and local government regulation, and competition and consolidation, both domestically and internationally, including competition from foreign competitors with lower production costs. Information technology companies also face competition for services of qualified personnel and heavily rely on patents and intellectual property rights and the ability to enforce such rights to maintain a competitive advantage.

**LARGE CAPITALIZATION COMPANIES RISK.** The Funds invest in the securities of large capitalization companies. Large capitalization companies may grow at a slower rate and be less able to adapt to changing market conditions than smaller capitalization companies. Thus, the return on investment in securities of large capitalization companies may be less than the return on investment in securities of small and/or mid capitalization companies. The performance of large capitalization companies also tends to trail the overall market during different market cycles.

**MARKET MAKER RISK.** The Funds face numerous market trading risks, including the potential lack of an active market for Fund shares due to a limited number of market makers. Decisions by market makers or authorized participants to reduce their role or step away from these activities in times of market stress could inhibit the effectiveness of the arbitrage process in maintaining the relationship between the underlying values of a Fund's portfolio securities and the Fund's market price. A Fund may rely on a small number of third-party market makers to provide a market for the purchase and sale of shares. Any trading halt or other problem relating to the trading activity of these market makers could result in a dramatic change in the spread between a Fund's net asset value and the price at which the Fund's shares are trading on the Exchange, which could result in a decrease in value of the Fund's shares. This reduced effectiveness could result in Fund shares trading at a discount to net asset value and also in greater than normal intraday bid-ask spreads for Fund shares.

**MARKET RISK.** Market risk is the risk that a particular investment, or shares of a Fund in general, may fall in value. Securities are subject to market fluctuations caused by real or perceived adverse economic, political, and regulatory factors or market

developments, changes in interest rates and perceived trends in securities prices. Shares of a Fund could decline in value or underperform other investments. In addition, local, regional or global events such as war, acts of terrorism, market manipulation, government defaults, government shutdowns, regulatory actions, political changes, diplomatic developments, the imposition of sanctions and other similar measures, spread of infectious diseases or other public health issues, recessions, natural disasters, or other events could have a significant negative impact on a Fund and its investments. Any of such circumstances could have a materially negative impact on the value of a Fund's shares, the liquidity of an investment, and may result in increased market volatility. During any such events, a Fund's shares may trade at increased premiums or discounts to their net asset value, the bid/ask spread on a Fund's shares may widen and the returns on investment may fluctuate.

**MOMENTUM INVESTING RISK.** Each Fund utilizes a "momentum" style of investing that emphasizes selecting stocks that have had higher recent price performance compared to other stocks. Momentum can change quickly and stocks that previously exhibited high momentum characteristics may not experience positive momentum or may experience more volatility than the market as a whole. In addition, there may be periods when the momentum style of investing is out of favor and the investment performance of a Fund may suffer.

**NON-CORRELATION RISK.** A Fund's return may not match the return of its Index for a number of reasons. A Fund incurs operating expenses not applicable to its Index and may incur costs in buying and selling securities, especially when rebalancing the Fund's portfolio holdings to reflect changes in the composition of the Index. In addition, a Fund's portfolio holdings may not exactly replicate the securities included in its Index or the ratios between the securities included in the Index. Additionally, in order to comply with its investment strategies and policies, a Fund's portfolio may deviate from the composition of its Index. Accordingly, a Fund's return may underperform the return of its Index.

**NON-DIVERSIFICATION RISK.** As a "non-diversified" fund, a Fund may hold a smaller number of portfolio securities than many other funds and may be more sensitive to any single economic, business, political or regulatory occurrence than a diversified fund. To the extent a Fund invests in a relatively small number of issuers due to the high percentage of the Fund's assets invested in that security, a decline in the market value of a particular security held by the Fund may affect its value more than if it invested in a larger number of issuers. The value of a Fund's shares may be more volatile than the values of shares of more diversified funds.

**OIL AND GAS COMPANIES RISK.** Certain Funds invest significantly in oil and gas companies. General problems of the oil & gas industry include volatile fluctuations in price and supply of energy fuels, international politics, terrorist attacks, reduced demand as a result of increases in energy efficiency and energy conservation, the success of exploration projects, clean-up and litigation costs relating to oil spills and environmental damage, and tax and other regulatory policies of various governments. Oil production and refining companies are subject to extensive federal, state and local environmental laws and regulations regarding air emissions and the disposal of hazardous materials. Friction with certain oil producing countries, and between the governments of the United States and other major exporters of oil to the United States, or policy shifts by governmental entities and intergovernmental entities such as OPEC, could put oil exports at risk. In addition, falling oil and gas prices may negatively impact the profitability and business prospects of certain energy companies. Further, global concerns of civil unrest in foreign countries may also affect the flow of oil from such countries.

**OPERATIONAL RISK.** Each Fund is subject to risks arising from various operational factors, including, but not limited to, human error, processing and communication errors, errors of a Fund's service providers, counterparties or other third-parties, failed or inadequate processes and technology or systems failures. Each Fund relies on third-parties for a range of services, including custody. Any delay or failure relating to engaging or maintaining such service providers may affect each Fund's ability to meet its investment objective. Although the Funds and the Funds' investment advisor seek to reduce these operational risks through controls and procedures, there is no way to completely protect against such risks.

**PASSIVE INVESTMENT RISK.** The Funds are not actively managed. Each Fund invests in securities included in or representative of its Index regardless of investment merit. The Funds generally will not attempt to take defensive positions in declining markets. In the event that an Index is no longer calculated, the corresponding Index license is terminated or the identity or character of an Index is materially changed, the applicable Fund will seek to engage a replacement index.

**PHARMACEUTICAL COMPANIES RISK.** Certain Funds invest significantly in pharmaceutical companies. Pharmaceuticals companies may be affected by industry competition, dependency on a limited number of products, obsolescence of products, government approvals and regulations, loss or impairment of intellectual property rights and litigation regarding product liability. Pharmaceutical are subject to competitive forces that may make it difficult to raise prices of their products and may result in price discounting. The profitability of some pharmaceuticals companies may be dependent on a relatively limited number of products. The research and development costs required to bring a new product to market are substantial with no

guarantee that the product will ever become profitable. Many new products are subject to gaining the approval of the FDA, which can be long and costly. Many pharmaceutical companies are heavily dependent on patents and intellectual property rights. The loss or impairment of these rights may adversely affect the profitability of these companies. Pharmaceuticals companies may also be subject to extensive litigation based on product liability and similar claims.

**PREMIUM/DISCOUNT RISK.** The market price of a Fund's shares will generally fluctuate in accordance with changes in the Fund's net asset value as well as the relative supply of and demand for shares on the Exchange. First Trust cannot predict whether shares will trade below, at or above their net asset value because the shares trade on the Exchange at market prices and not at net asset value. Price differences may be due, in large part, to the fact that supply and demand forces at work in the secondary trading market for shares will be closely related, but not identical, to the same forces influencing the prices of the holdings of a Fund trading individually or in the aggregate at any point in time. However, given that shares can only be purchased and redeemed in Creation Units, and only to and from broker-dealers and large institutional investors that have entered into participation agreements (unlike shares of closed-end funds, which frequently trade at appreciable discounts from, and sometimes at premiums to, their net asset value), First Trust believes that large discounts or premiums to the net asset value of shares should not be sustained absent disruptions to the creation and redemption mechanism, extreme market volatility or potential lack of authorized participants. During stressed market conditions, the market for a Fund's shares may become less liquid in response to deteriorating liquidity in the market for a Fund's underlying portfolio holdings, which could in turn lead to differences between the market price of a Fund's shares and their net asset value and the bid/ask spread on the Fund's shares may widen.

**SEMICONDUCTOR COMPANIES RISK.** Certain Funds invest significantly in semiconductor companies. Semiconductor companies are primarily involved in the design, distribution, manufacture and sale of semiconductors. Semiconductor companies are significantly affected by rapid obsolescence, intense competition and global demand. Funds investing in semiconductor companies are also subject to the risk that the securities of such issuers will underperform the market as a whole due to legislative or regulatory changes. The prices of the securities of semiconductor companies may fluctuate widely in response to such events.

**SMALLER COMPANIES RISK.** The Funds may invest in the securities of small and/or mid capitalization companies. The stock price of small and/or mid capitalization companies may be more volatile than those of larger companies and therefore a Fund's share price may be more volatile than those of funds that invest a larger percentage of their assets in stocks issued by large capitalization companies. Stock prices of small and/or mid capitalization companies are also generally more vulnerable than those of large capitalization companies to adverse business and economic developments. Securities of small and/or mid capitalization companies may be thinly traded, making it difficult for a Fund to buy and sell them. In addition, small and/or mid capitalization companies are typically less financially stable than larger, more established companies and may reinvest a high proportion of their earnings in their business and may not pay dividends. Small and/or mid capitalization companies may also depend on a small number of essential personnel who may also be less experienced than the management of larger companies, making these companies more vulnerable to experiencing adverse effects due to the loss or inexperience of personnel. Small and/or mid capitalization companies also normally have less diverse product lines than those of large capitalization companies and are more susceptible to adverse developments concerning their products.

**TRADING ISSUES RISK.** Trading in Fund shares on the Exchange may be halted due to market conditions or for reasons that, in the view of the Exchange, make trading in shares inadvisable. In addition, trading in Fund shares on the Exchange is subject to trading halts caused by extraordinary market volatility pursuant to the Exchange's "circuit breaker" rules. There can be no assurance that the requirements of the Exchange necessary to maintain the listing of a Fund will continue to be met or will remain unchanged. A Fund may have difficulty maintaining its listing on the Exchange in the event a Fund's assets are small, the Fund does not have enough shareholders, or if the Fund is unable to proceed with creation and/or redemption orders.

**TRANSPORTATION COMPANIES RISK.** Certain Funds invest significantly in transportation companies. Transportation companies include those companies that are involved in the movement of freight or people, such as airline, railroad, ship, truck and bus companies, equipment manufacturers, parts suppliers, and companies involved in leasing, maintenance and other transportation related services. The transportation industry is cyclical in nature and changes in general economic conditions, fuel prices, operating costs, labor agreements and insurance costs can affect the demand for, and success of, transportation companies. In addition, regulatory changes and competition from foreign companies subject to more favorable government regulation may affect the success of transportation companies.

## Non-Principal Risks

**BORROWING AND LEVERAGE RISK.** If a Fund borrows money, it must pay interest and other fees, which may reduce the Fund's returns. Any such borrowings are intended to be temporary. However, under certain market conditions, including periods of decreased liquidity, such borrowings might be outstanding for longer periods of time. As prescribed by the 1940 Act, a Fund will be required to maintain specified asset coverage of at least 300% with respect to any bank borrowing immediately following such borrowing and at all times thereafter. A Fund may be required to dispose of assets on unfavorable terms if market fluctuations or other factors reduce the Fund's asset coverage to less than the prescribed amount.

**CASH TRANSACTIONS RISK.** The Funds may, under certain circumstances, effect a portion of creation and redemptions for cash, rather than in-kind securities. As a result, an investment in such a Fund may be less tax-efficient than an investment in an ETF that effects its creations and redemptions only in-kind. ETFs are able to make in-kind redemptions and avoid being taxed on gains on the distributed portfolio securities at the fund level. A Fund that effects redemptions for cash may be required to sell portfolio securities in order to obtain the cash needed to distribute redemption proceeds. Any recognized gain on these sales by a Fund will generally cause the Fund to recognize a gain it might not otherwise have recognized, or to recognize such gain sooner than would otherwise be required if it were to distribute portfolio securities only in-kind. The Funds intend to distribute these gains to shareholders to avoid being taxed on this gain at the fund level and otherwise comply with the special tax rules that apply to it. This strategy may cause shareholders to be subject to tax on gains they would not otherwise be subject to, or at an earlier date than if they had made an investment in a different ETF. Moreover, cash transactions may have to be carried out over several days if the securities market is relatively illiquid and may involve considerable brokerage fees and taxes. These brokerage fees and taxes, which will be higher than if a Fund sold and redeemed its shares in-kind, will be passed on to those purchasing and redeeming Creation Units in the form of creation and redemption transaction fees. In addition, these factors may result in wider spreads between the bid and the offered prices of a Fund's shares than for ETFs that distribute portfolio securities in-kind.

**FAILURE TO QUALIFY AS A REGULATED INVESTMENT COMPANY RISK.** If, in any year, a Fund fails to qualify as a regulated investment company under the applicable tax laws, that Fund would be taxed as an ordinary corporation. In such circumstances, the Fund's taxable income would be subject to tax at the Fund level and to a further tax at the shareholder level when such income is distributed and a Fund could be required to recognize unrealized gains, pay substantial taxes and interest and make substantial distributions before requalifying as a regulated investment company that is accorded special tax treatment. This would cause investors to incur higher tax liabilities than they otherwise would have incurred and would have a negative impact on Fund returns. If the Fund fails to qualify as a regulated investment company, distributions to the Fund's shareholders generally would be eligible (i) for treatment as qualified dividend income in the case of individual shareholders and (ii) for the dividends received deduction in the case of corporate shareholders. See "Federal Tax Matters."

**INTELLECTUAL PROPERTY RISK.** Each Fund relies on a license and related sublicense that permits a Fund to use its Index and associated trade names, trademarks and service marks (the "*Intellectual Property*") in connection with the Fund's name and investment strategies. Such license and related sublicense may be terminated by the Index Provider, and, as a result, a Fund may lose its ability to use the Intellectual Property. There is also no guarantee that the Index Provider has all rights to license the Intellectual Property for use by a Fund. Accordingly, in the event the license is terminated or the Index Provider does not have rights to license the Intellectual Property, it may have a significant effect on the operation of a Fund.

**ISSUER SPECIFIC CHANGES RISK.** The value of an individual security or particular type of security can be more volatile than the market as a whole and can perform differently from the value of the market as a whole.

**LEGISLATION/LITIGATION RISK.** From time to time, various legislative initiatives are proposed in the United States and abroad, which may have a negative impact on certain companies in which a Fund invests. In addition, litigation regarding any of the issuers of the securities owned by a Fund, or industries represented by these issuers, may negatively impact the value of the securities. Such legislation or litigation may cause a Fund to lose value or may result in higher portfolio turnover if the Advisor determines to sell such a holding.

**REPURCHASE AGREEMENT RISK.** Certain Funds may enter into repurchase agreements. A repurchase agreement is an agreement to purchase a security from a party at one price and a simultaneous agreement to sell it back to the original party at an agreed-upon price, typically representing the purchase price plus interest. Repurchase agreements may be viewed as loans made by a Fund which are collateralized by the securities subject to repurchase. A Fund's investment return on such transactions will depend on the counterparty's willingness and ability to perform its obligations under a repurchase agreement. If a Fund's counterparty should default on its obligations and a Fund is delayed or prevented from recovering the collateral, or if the value of the collateral is insufficient, a Fund may have to borrow cash, subject to certain legal limits, or realize a loss.

**SECURITIES LENDING RISK.** The Funds may engage in securities lending. Securities lending involves exposure to certain risks, including counterparty risk, collateral risk and operational risk. Counterparty risk is the risk that the borrower may fail to return the securities in a timely manner or at all. As a result, to the extent a Fund engages in securities lending, in such transactions it may suffer a loss and experience delays in recovering the lent securities. Any delay in the return of securities on loan may restrict the ability of a Fund to meet delivery or payment obligations. Collateral risk is the risk that the collateral received may be realized at a value lower than the value of the securities lent, whether due to inaccurate pricing of the collateral, adverse market movements in the value of the collateral, intra-day increases in the value of the securities lent, a deterioration in the credit rating of the collateral issuer, or the illiquidity of the market in which the collateral is traded. Securities lending also entails operational risks, such as settlement failures or delays in the settlement of instructions. Such failures or delays may restrict the ability of a Fund to meet delivery or payment obligations. Lastly, securities lending activities may result in adverse tax consequences for a Fund and its shareholders. For instance, substitute payments for dividends received by a Fund for securities loaned out by the Fund will not be considered qualified dividend income. A Fund could lose money if its short-term investment of the collateral declines in value over the period of the loan.

## Fund Organization

Each Fund is a series of the Trust, an investment company registered under the 1940 Act. Each Fund is treated as a separate fund with its own investment objectives and policies. The Trust is organized as a Massachusetts business trust. The Board is responsible for the overall management and direction of the Trust. The Board elects the Trust's officers and approves all significant agreements, including those with the Advisor, distributor, custodian and fund administrative and accounting agent.

## Management of the Funds

First Trust Advisors L.P., 120 East Liberty Drive, Wheaton, Illinois 60187, is the investment advisor to the Funds. In this capacity, First Trust is responsible for the selection and ongoing monitoring of the securities in each Fund's portfolio and certain other services necessary for the management of the portfolios.

First Trust is a limited partnership with one limited partner, Grace Partners of DuPage L.P., and one general partner, The Charger Corporation. Grace Partners of DuPage L.P. is a limited partnership with one general partner, The Charger Corporation, and a number of limited partners. The Charger Corporation is an Illinois corporation controlled by James A. Bowen, the Chief Executive Officer of First Trust. First Trust discharges its responsibilities subject to the policies of the Funds.

First Trust serves as advisor or sub-advisor for 11 mutual fund portfolios, 10 exchange-traded funds consisting of 256 series and 9 closed-end funds. It is also the portfolio supervisor of certain unit investment trusts sponsored by First Trust Portfolios L.P. ("FTP"), an affiliate of First Trust, 120 East Liberty Drive, Wheaton, Illinois 60187. FTP specializes in the underwriting, trading and distribution of unit investment trusts and other securities. FTP is the principal underwriter of the shares of the Funds.

There is no one individual primarily responsible for portfolio management decisions for the Funds. Investments are made under the direction of the Investment Committee. The Investment Committee consists of Daniel J. Lindquist, David G. McGarel, Jon C. Erickson, Roger F. Testin, Stan Ueland, Chris A. Peterson and Erik Russo.

- Mr. Lindquist is Chairman of the Investment Committee and presides over Investment Committee meetings. Mr. Lindquist is responsible for overseeing the implementation of each Fund's investment strategy. Mr. Lindquist was a Senior Vice President of First Trust and FTP from September 2005 to July 2012 and is now a Managing Director of First Trust and FTP. Mr. Lindquist is a recipient of the Chartered Financial Analyst designation.
- Mr. McGarel is the Chief Investment Officer, Chief Operating Officer and a Managing Director of First Trust and FTP. As First Trust's Chief Investment Officer, Mr. McGarel consults with the other members of the Investment Committee on market conditions and First Trust's general investment philosophy. Mr. McGarel was a Senior Vice President of First Trust and FTP from January 2004 to July 2012. Mr. McGarel is a recipient of the Chartered Financial Analyst designation.
- Mr. Erickson joined First Trust in 1994 and is a Senior Vice President of First Trust and FTP. As the head of First Trust's Equity Research Group, Mr. Erickson is responsible for determining the securities to be purchased and sold by funds that do not utilize quantitative investment strategies. Mr. Erickson is a recipient of the Chartered Financial Analyst designation.

- Mr. Testin is a Senior Vice President of First Trust and FTP. Mr. Testin is the head of First Trust's Portfolio Management Group. Mr. Testin has been a Senior Vice President of First Trust and FTP since November 2003. Mr. Testin is a recipient of the Chartered Financial Analyst designation.
- Mr. Ueland joined First Trust as a Vice President in August 2005 and has been a Senior Vice President of First Trust and FTP since September 2012. At First Trust, he plays an important role in executing the investment strategies of each portfolio of exchange-traded funds advised by First Trust.
- Mr. Peterson is a Senior Vice President and head of First Trust's strategy research group. He joined First Trust in January of 2000. Mr. Peterson is responsible for developing and implementing quantitative equity investment strategies. Mr. Peterson received his B.S. in Finance from Bradley University in 1997 and his M.B.A. from the University of Chicago Booth School of Business in 2005. He has over 26 years of financial services industry experience and is a recipient of the Chartered Financial Analyst designation.
- Mr. Russo is a Vice President of First Trust. He is responsible for implementing the investment strategies of each portfolio of exchange-traded funds advised by First Trust in his role as a Portfolio Manager. Mr. Russo joined First Trust in January of 2010.

For additional information concerning First Trust, including a description of the services provided to the Funds, see the Funds' SAI. Additional information about the compensation of Investment Committee members, other accounts managed by members of the Investment Committee and ownership by members of the Investment Committee of shares of the Funds is provided in the SAI.

## Management Fee

Pursuant to an investment management agreement between First Trust and the Trust, on behalf of the Funds (the "*Investment Management Agreement*"), First Trust manages each Fund's assets. First Trust is paid an annual unitary management fee based on each Fund's average daily net assets at the rate set forth below and is responsible for expenses of the Funds, including the cost of transfer agency, custody, fund administration, license fees, legal, audit and other services. The annual unitary management fee does not cover fee payments under the Investment Management Agreement, interest, taxes, brokerage commissions and other expenses connected with the execution of portfolio transactions, distribution and service fees payable pursuant to a Rule 12b-1 plan, if any, acquired fund fees and expenses, and extraordinary expenses.

<b>Fund</b>	<b>Management Fee</b>
First Trust Nasdaq Bank ETF	0.60%
First Trust Nasdaq Food & Beverage ETF	0.60%
First Trust Nasdaq Oil & Gas ETF	0.60%
First Trust Nasdaq Pharmaceuticals ETF	0.60%
First Trust Nasdaq Semiconductor ETF	0.60%
First Trust Nasdaq Transportation ETF	0.60%

As approved by the Trust's Board of Trustees, the management fee paid to First Trust will be reduced at certain levels of Fund net assets ("*breakpoints*"). See the Funds' Statement of Additional Information for more information on the breakpoints.

## How to Buy and Sell Shares

Most investors buy and sell shares of a Fund in secondary market transactions through brokers. Shares of the Funds are listed for trading on the secondary market on the Exchange. Shares can be bought and sold throughout the trading day like other publicly traded shares. There is no minimum investment when buying shares on the Exchange. Although shares are generally purchased and sold in "round lots" of 100 shares, brokerage firms typically permit investors to purchase or sell shares in smaller "odd lots," at no per-share price differential. When buying or selling shares through a broker, investors should expect to pay brokerage commissions, investors may receive less than the net asset value of the shares because shares are bought and sold at market prices rather than at net asset value, and investors may pay some or all of the bid-ask spread for each transaction (purchase or sale) of Fund shares. Share prices are reported in dollars and cents per share.

Under normal circumstances, a Fund will pay out redemption proceeds to a redeeming authorized participant within one day after the authorized participant's redemption request is received, in accordance with the process set forth in a Fund's SAI and in the agreement between the authorized participant and the Fund's distributor. However, the Funds reserves the right, including under stressed market conditions, to take up to seven days after the receipt of a redemption request to pay an

authorized participant, all as permitted by the 1940 Act. If a Fund has foreign investments in a country where a local market holiday, or series of consecutive holidays, or the extended delivery cycles for transferring foreign investments to redeeming authorized participants prevents the Fund from delivering such foreign investments to an authorized participant in response to a redemption request, a Fund may take up to 15 days after the receipt of the redemption request to deliver such investments to the authorized participant.

For purposes of the 1940 Act, the Funds is treated as a registered investment company, and the acquisition of shares by other registered investment companies and companies relying on Sections 3(c)(1) or 3(c)(7) of the 1940 Act is subject to the restrictions of Section 12(d)(1) of the 1940 Act and the related rules and interpretations.

### **Book Entry**

Shares are held in book-entry form, which means that no share certificates are issued. The Depository Trust Company (“DTC”) or its nominee is the record owner of all outstanding shares of a Fund and is recognized as the owner of all shares for all purposes.

Investors owning shares are beneficial owners as shown on the records of DTC or its participants. DTC serves as the securities depository for all shares. Participants in DTC include securities brokers and dealers, banks, trust companies, clearing corporations and other institutions that directly or indirectly maintain a custodial relationship with DTC. As a beneficial owner of shares, you are not entitled to receive physical delivery of share certificates or to have shares registered in your name, and you are not considered a registered owner of shares. Therefore, to exercise any right as an owner of shares, you must rely upon the procedures of DTC and its participants. These procedures are the same as those that apply to any other stocks that you hold in book-entry or “street name” form.

### **Share Trading Prices**

The trading price of shares of a Fund on the secondary market is based on market price and may differ from such Fund's daily net asset value and can be affected by market forces of supply and demand, economic conditions and other factors.

### **Frequent Purchases and Redemptions of the Funds' Shares**

The Funds impose no restrictions on the frequency of purchases and redemptions (“*market timing*”). In determining not to approve a written, established policy, the Board evaluated the risks of market timing activities by the Funds' shareholders. The Board considered that the Funds' shares can only be purchased and redeemed directly from the Funds in Creation Units by broker-dealers and large institutional investors that have entered into participation agreements (*i.e.*, authorized participants (“APs”)) and that the vast majority of trading in the Funds' shares occurs on the secondary market. Because the secondary market trades do not involve the Funds directly, it is unlikely those trades would cause many of the harmful effects of market timing, including dilution, disruption of portfolio management, increases in the Funds' trading costs and the realization of capital gains. With respect to trades directly with the Funds, to the extent effected in-kind (*i.e.*, for securities), those trades do not cause any of the harmful effects that may result from frequent cash trades. To the extent that a Fund may effect the purchase or redemption of Creation Units in exchange wholly or partially for cash, the Board noted that such trades could result in dilution to a Fund and increased transaction costs, which could negatively impact the Funds' ability to achieve its investment objective. However, the Board noted that direct trading by APs is critical to ensuring that the shares trade at or close to net asset value. In addition, the Funds impose fixed and variable transaction fees on purchases and redemptions of Creation Units to cover the custodial and other costs incurred by the Funds in effecting trades. Finally, the Advisor monitors purchase and redemption orders from APs for patterns of abusive trading and the Funds reserve the right to not accept orders from APs that the Advisor has determined may be disruptive to the management of the Funds.

## **Dividends, Distributions and Taxes**

Dividends from net investment income from the Funds, if any, are declared and paid quarterly by each Fund. Each Fund distributes its net realized capital gains, if any, to shareholders at least annually.

Distributions in cash may be reinvested automatically in additional whole shares only if the broker through whom you purchased shares makes such option available. Such shares will generally be reinvested by the broker based upon the market price of those shares and investors may be subject to customary brokerage commissions charged by the broker.

## Federal Tax Matters

This section summarizes some of the main U.S. federal income tax consequences of owning shares of the Funds. This section is current as of the date of this prospectus. Tax laws and interpretations change frequently, and these summaries do not describe all of the tax consequences to all taxpayers. For example, these summaries generally do not describe your situation if you are a corporation, a non-U.S. person, a broker-dealer, or other investor with special circumstances. In addition, this section does not describe your state, local or non-U.S. tax consequences.

This federal income tax summary is based in part on the advice of counsel to the Funds. The Internal Revenue Service ("IRS") could disagree with any conclusions set forth in this section. The following disclosure may not be sufficient for you to use for the purpose of avoiding penalties under federal tax law.

As with any investment, you should seek advice based on your individual circumstances from your own tax advisor.

### Fund Status

Each Fund intends to continue to qualify as a "regulated investment company" (a "RIC") under the federal tax laws. If a Fund qualifies as a RIC and distributes its income as required by the tax law, the Fund generally will not pay federal income taxes.

### Distributions

The Funds' distributions are generally taxable. After the end of each year, you will receive a tax statement that separates the distributions of a Fund into two categories: ordinary income distributions and capital gain dividends. Ordinary income distributions are generally taxed at your ordinary tax rate, however, as further discussed below, certain ordinary income distributions received from a Fund may be taxed at the capital gains tax rates. Generally, you will treat all capital gain dividends as long-term capital gains regardless of how long you have owned your shares.

To determine your actual tax liability for your capital gain dividends, you must calculate your total net capital gain or loss for the tax year after considering all of your other taxable transactions, as described below. In addition, the Funds may make distributions that represent a return of capital for tax purposes and thus will generally not be taxable to you; however, such distributions may reduce your tax basis in your shares, which could result in you having to pay higher taxes in the future when shares are sold, even if you sell the shares at a loss from your original investment. A "return of capital" is a return, in whole or in part, of the funds that you previously invested in a Fund. A return of capital distribution should not be considered part of a Fund's dividend yield or total return of an investment in Fund shares. The tax status of your distributions from a Fund is not affected by whether you reinvest your distributions in additional shares or receive them in cash. The tax laws may require you to treat distributions made to you in January as if you had received them on December 31 of the previous year.

Income from a Fund may also be subject to a 3.8% "Medicare tax." This tax generally applies to your net investment income if your adjusted gross income exceeds certain threshold amounts, which are \$250,000 in the case of married couples filing joint returns and \$200,000 in the case of single individuals.

### Dividends Received Deduction

A corporation that owns shares generally will not be entitled to the dividends received deduction with respect to many dividends received from a Fund because the dividends received deduction is generally not available for distributions from RICs. However, certain ordinary income dividends on shares that are attributable to qualifying dividends received by the Funds from certain corporations may be reported by the Funds as being eligible for the dividends received deduction.

### Capital Gains and Losses and Certain Ordinary Income Dividends

If you are an individual, the maximum marginal stated federal tax rate for net capital gain is generally 20% (15% or 0% for taxpayers with taxable incomes below certain thresholds). Some capital gains, including some portion of your capital gain dividends, may be taxed at a higher maximum stated tax rate. Capital gains may also be subject to the Medicare tax described above.

Net capital gain equals net long-term capital gain minus net short-term capital loss for the taxable year. Capital gain or loss is long-term if the holding period for the asset is more than one year and is short-term if the holding period for the asset is one year or less. You must exclude the date you purchase your shares to determine your holding period. However, if you receive a capital gain dividend from a Fund and sell your share at a loss after holding it for six months or less, the loss will be recharacterized as long-term capital loss to the extent of the capital gain dividend received. The tax rates for capital gains



realized from assets held for one year or less are generally the same as for ordinary income. The Internal Revenue Code of 1986, as amended, treats certain capital gains as ordinary income in special situations.

An election may be available to you to defer recognition of the gain attributable to a capital gain dividend if you make certain qualifying investments within a limited time. You should talk to your tax advisor about the availability of this deferral election and its requirements.

Ordinary income dividends received by an individual shareholder from RICs such as the Funds are generally taxed at the same rates that apply to net capital gain (as discussed above), provided certain holding period requirements are satisfied and provided the dividends are attributable to qualifying dividends received by the Funds themselves. Each Fund will provide notice to its shareholders of the amount of any distribution which may be taken into account as a dividend which is eligible for the capital gains tax rates.

## **Sale of Shares**

If you sell or redeem your shares, you will generally recognize a taxable gain or loss. To determine the amount of this gain or loss, you must subtract your tax basis in your shares from the amount you receive in the transaction. Your tax basis in your shares is generally equal to the cost of your shares, generally including brokerage fees, if any. In some cases, however, you may have to adjust your tax basis after you purchase your shares. An election may be available to you to defer recognition of capital gain if you make certain qualifying investments within a limited time. You should talk to your tax advisor about the availability of this deferral election and its requirements.

## **Taxes on Purchase and Redemption of Creation Units**

If you exchange securities for Creation Units, you will generally recognize a gain or a loss. The gain or loss will be equal to the difference between the market value of the Creation Units at the time and your aggregate basis in the securities surrendered and the cash component paid. If you exchange Creation Units for securities, you will generally recognize a gain or loss equal to the difference between your basis in the Creation Units and the aggregate market value of the securities received and the cash redemption amount. The IRS, however, may assert that a loss realized upon an exchange of securities for Creation Units or Creation Units for securities cannot be deducted currently under the rules governing "wash sales," or on the basis that there has been no significant change in economic position.

## **Treatment of Fund Expenses**

Expenses incurred and deducted by the Funds will generally not be treated as income taxable to you.

## **Non-U.S. Tax Credit**

If a Fund invests in non-U.S. securities, the tax statement that you receive may include an item showing non-U.S. taxes a Fund paid to other countries. In this case, dividends taxed to you will include your share of the taxes a Fund paid to other countries. You may be able to deduct or receive a tax credit for your share of these taxes.

## **Non-U.S. Investors**

If you are a non-U.S. investor (*i.e.*, an investor other than a U.S. citizen or resident or a U.S. corporation, partnership, estate or trust), you should be aware that, generally, subject to applicable tax treaties, distributions from a Fund will be characterized as dividends for federal income tax purposes (other than dividends which a Fund properly reports as capital gain dividends) and will be subject to U.S. federal income taxes, including withholding taxes, subject to certain exceptions described below. However, distributions received by a non-U.S. investor from a Fund that are properly reported by such Fund as capital gain dividends may not be subject to U.S. federal income taxes, including withholding taxes, provided that the Fund makes certain elections and certain other conditions are met. Distributions from a Fund that are properly reported by the Fund as an interest-related dividend attributable to certain interest income received by the Fund or as a short-term capital gain dividend attributable to certain net short-term capital gain income received by the Fund may not be subject to U.S. federal income taxes, including withholding taxes when received by certain non-U.S. investors, provided that the Fund makes certain elections and certain other conditions are met. For tax years after December 31, 2022, amounts paid to or recognized by a non-U.S. affiliate that are excluded from tax under the portfolio interest, capital gain dividends, short-term capital gains or tax-exempt interest dividend exceptions or applicable treaties, may be taken into consideration in determining whether a corporation is an "applicable corporation" subject to a 15% minimum tax on adjusted financial statement income.

Distributions may be subject to a U.S. withholding tax of 30% in the case of distributions to (i) certain non-U.S. financial institutions that have not entered into an agreement with the U.S. Treasury to collect and disclose certain information and

are not resident in a jurisdiction that has entered into such an agreement with the U.S. Treasury and (ii) certain other non-U.S. entities that do not provide certain certifications and information about the entity's U.S. owners. This withholding tax is also currently scheduled to apply to the gross proceeds from the disposition of securities that produce U.S. source interest or dividends. However, proposed regulations may eliminate the requirement to withhold on payments of gross proceeds from dispositions.

It is the responsibility of the entity through which you hold your shares to determine the applicable withholding.

### **Investments in Certain Non-U.S. Corporations**

If a Fund holds an equity interest in any "passive foreign investment companies" ("PFICs"), which are generally certain non-U.S. corporations that receive at least 75% of their annual gross income from passive sources (such as interest, dividends, certain rents and royalties or capital gains) or that hold at least 50% of their assets in investments producing such passive income, a Fund could be subject to U.S. federal income tax and additional interest charges on gains and certain distributions with respect to those equity interests, even if all the income or gain is timely distributed to its shareholders. A Fund will not be able to pass through to its shareholders any credit or deduction for such taxes. A Fund may be able to make an election that could ameliorate these adverse tax consequences. In this case, a Fund would recognize as ordinary income any increase in the value of such PFIC shares, and as ordinary loss any decrease in such value to the extent it did not exceed prior increases included in income. Under this election, a Fund might be required to recognize in a year income in excess of its distributions from PFICs and its proceeds from dispositions of PFIC stock during that year, and such income would nevertheless be subject to the distribution requirement and would be taken into account for purposes of the 4% excise tax. Dividends paid by PFICs are not treated as qualified dividend income.

## **Distribution Plan**

FTP serves as the distributor of Creation Units for the Funds on an agency basis. FTP does not maintain a secondary market in shares.

The Board has adopted a Distribution and Service Plan pursuant to Rule 12b-1 under the 1940 Act. In accordance with the Rule 12b-1 plan, the Funds are authorized to pay an amount up to 0.25% of their average daily net assets each year to reimburse FTP for amounts expended to finance activities primarily intended to result in the sale of Creation Units or the provision of investor services. FTP may also use this amount to compensate securities dealers or other persons that are APs for providing distribution assistance, including broker-dealer and shareholder support and educational and promotional services.

The Funds do not currently pay 12b-1 fees, and pursuant to a contractual arrangement, the Funds will not pay 12b-1 fees any time before July 31, 2025. However, in the event 12b-1 fees are charged in the future, because these fees are paid out of the Funds' assets, over time these fees will increase the cost of your investment and may cost you more than certain other types of sales charges.

## **Net Asset Value**

Each Fund's net asset value ("NAV") is determined as of the close of regular trading (normally 4:00 p.m., Eastern Time) on each day the New York Stock Exchange ("NYSE") is open for trading. If the NYSE closes early on a valuation day, a Fund's NAV will be determined as of that time. Each Fund's NAV is calculated by dividing the value of the net assets of the Fund (*i.e.*, the value of its total assets less total liabilities) by the total number of outstanding shares of the Fund, generally rounded to the nearest cent.

Section 2(a)(41) of the 1940 Act provides that when a market quotation is readily available for a fund's portfolio investment, it must be valued at the market value. Rule 2a-5 under the 1940 Act ("*Rule 2a-5*") defines a readily available market quotation as "a quoted price (unadjusted) in active markets for identical investments that the fund can access at the measurement date, provided that a quotation will not be readily available if it is not reliable." If a market quotation is not "readily available," then the portfolio investment must be fair valued as determined in good faith by a fund's board of trustees.

Rule 2a-5 permits a fund's board of trustees to designate the fund's investment adviser as its "valuation designee" to perform fair value determinations, subject to certain conditions. Accordingly, the Funds' Board has designated First Trust as its valuation designee (the "*Valuation Designee*") pursuant to Rule 2a-5 and has directed the Valuation Designee to perform the functions required in Rule 2a-5(a) subject to the requirements of Rule 2a-5(b) on behalf of all portfolio investments of the Funds, subject to the Board's oversight. First Trust has established a pricing committee (the "*Pricing Committee*") to assist in the administration

of the duties of the Valuation Designee. The Valuation Designee has adopted valuation procedures for the First Trust Funds (the "*Valuation Procedures*"), a brief summary of which is set forth below.

The Pricing Committee has identified certain portfolio investments that are routinely categorized as having a readily available market quotation. The market value of an investment with a readily available market quotation is typically determined on the basis of official closing prices or last reported sale prices or equivalent price, although this can vary based on investment type and/or the availability of such prices.

The Pricing Committee has also identified certain portfolio investments that are routinely categorized as fair valued investments. In general, for such investments, the Funds' accounting agent will obtain all pricing data for use in valuing such investments from a pricing service provider approved by the Pricing Committee (each, a "*Pricing Service Provider*"), subject to the oversight of the Pricing Committee. Pricing Service Providers typically value non-exchange-traded instruments utilizing a range of market-based inputs and assumptions. For example, when available, Pricing Service Providers may utilize inputs such as benchmark yields, reported trades, broker-dealer quotes, spreads, and transactions for comparable instruments. In pricing certain instruments, a Pricing Service Provider may consider information about an instrument's issuer or market activity. Pricing Service Provider valuations of non-exchange-traded instruments generally represent the service's good faith opinion as to what the holder of an instrument would receive in an orderly transaction for an institutional round lot position under current market conditions. Certain exchange-traded options, such as FLEX Options, are typically valued using a model-based price provided by a Pricing Service Provider.

Portfolio investments trading on foreign exchanges or over-the-counter markets that close prior to the close of the NYSE may be fair valued using a systematic fair valuation model provided by a Pricing Service Provider. If these foreign securities meet certain criteria in relation to the valuation model, their valuation is systematically adjusted to reflect the impact of movement in the U.S. market after the close of certain foreign markets.

If no price is available from a Pricing Service Provider or if the Pricing Committee has reason to question the accuracy or the reliability of a price supplied for a portfolio investment or the use of amortized cost, the Pricing Committee will determine the fair value of such portfolio investment in a manner that it believes most appropriately reflects the fair value of the portfolio investment on the valuation date (a "*Special Fair Value Pricing Situation*"). In a Special Fair Value Pricing Situation, the Pricing Committee will determine a fair value price subject to the process outlined in the Valuation Procedures and based on a consideration of all available information to the Pricing Committee at the time of the determination.

Additionally, for foreign securities, if an extraordinary market event occurs between the time the last "current" market quotation is available for a security in a Fund's portfolio and the time the Fund's NAV is determined that calls into doubt whether that earlier market quotation represents fair value at the time the Fund's NAV is determined, the Pricing Committee will determine the fair valuation as set forth in the Valuation Procedures.

Fair value represents a good faith approximation of the value of a portfolio investment and is the amount a Fund might reasonably expect to receive from the current sale of that investment in an arm's-length transaction. Valuing a Fund's investments using fair value pricing will result in prices that may differ from current market valuations, if any, and that may not be the prices at which those investments could have been sold during the period in which the particular fair values were used. While the Valuation Procedures and Valuation Designee's processes are intended to result in a Fund's NAV calculation that fairly reflects the values as of the time of pricing, the fair value determined for a portfolio instrument may be materially different from the value that could be realized upon the sale of that instrument.

Foreign currencies are translated into U.S. dollars at the exchange rate of such currencies against the U.S. dollar as provided by a Pricing Service Provider. All assets denominated in foreign currencies will be converted into U.S. dollars at the exchange rates in effect at the time of valuation.

## **Fund Service Providers**

The Bank of New York Mellon, 240 Greenwich Street, New York, New York 10286, acts as the administrator, accounting agent, custodian and transfer agent for the Funds. Chapman and Cutler LLP, 320 South Canal St., Chicago, Illinois 60606, serves as legal counsel to the Funds.

## Index Provider

The Indices are compiled by the Index Provider. The Index Provider is not affiliated with the Funds, First Trust or FTP. Each Fund is entitled to use the applicable Index pursuant to a sublicensing arrangement with First Trust, which in turn has a licensing agreement with the Index Provider. The Index Provider or its agent also serves as calculation agent for the Indices (the "*Index Calculation Agent*"). The Index Calculation Agent is responsible for the management of the day-to-day operations of the Indices, including calculating the value of each Index every 15 seconds, widely disseminating the Index values every 15 seconds and tracking corporate actions, some of which result in Index adjustments.

## Disclaimers

First Trust does not guarantee the accuracy and/or the completeness of the Indices or any data included therein, and First Trust shall have no liability for any errors, omissions or interruptions therein. First Trust makes no warranty, express or implied, as to results to be obtained by the Funds, owners of the shares of the Funds or any other person or entity from the use of the Indices or any data included therein. First Trust makes no express or implied warranties, and expressly disclaims all warranties of merchantability or fitness for a particular purpose or use with respect to the Indices or any data included therein. Without limiting any of the foregoing, in no event shall First Trust have any liability for any special, punitive, direct, indirect or consequential damages (including lost profits) arising out of matters relating to the use of the Indices, even if notified of the possibility of such damages.

The Funds are not sponsored, endorsed, sold or promoted by Nasdaq, Inc., or its affiliates (Nasdaq, with its affiliates, are referred to as the "*Corporations*"). The Corporations have not passed on the legality or suitability of, or the accuracy or adequacy of descriptions and disclosures relating to, the Funds. The Corporations make no representation or warranty, express or implied to the owners of the Funds or any member of the public regarding the advisability of investing in securities generally or in the Funds particularly, or the ability of the Indices to track general stock market performance. The Corporations' only relationship to First Trust ("*Licensee*") is in the licensing of Nasdaq, Inc. and certain trade names of the Corporations and the use of the Indices which are determined, composed and calculated by Nasdaq, Inc. without regard to Licensee or the Funds. Nasdaq, Inc. has no obligation to take the needs of the Licensee or the owners of the Funds into consideration in determining, composing or calculating the Indices. The Corporations are not responsible for and have not participated in the determination of the timing of, prices at, or quantities of the Funds to be issued or in the determination or calculation of the equation by which the Funds are to be converted into cash. The Corporations have no liability in connection with the administration, marketing or trading of the Funds.

THE CORPORATIONS DO NOT GUARANTEE THE ACCURACY AND/OR UNINTERRUPTED CALCULATION OF THE INDICES OR ANY DATA INCLUDED THEREIN. THE CORPORATIONS MAKE NO WARRANTY, EXPRESS OR IMPLIED, AS TO RESULTS TO BE OBTAINED BY LICENSEE, OWNERS OF THE FUNDS, OR ANY OTHER PERSON OR ENTITY FROM THE USE OF THE INDICES OR ANY DATA INCLUDED THEREIN. THE CORPORATIONS MAKE NO EXPRESS OR IMPLIED WARRANTIES, AND EXPRESSLY DISCLAIM ALL WARRANTIES OF MERCHANTABILITY OR FITNESS FOR A PARTICULAR PURPOSE OR USE WITH RESPECT TO THE INDICES OR ANY DATA INCLUDED THEREIN. WITHOUT LIMITING ANY OF THE FOREGOING, IN NO EVENT SHALL THE CORPORATIONS HAVE ANY LIABILITY FOR ANY LOST PROFITS OR SPECIAL, INCIDENTAL, PUNITIVE, INDIRECT, OR CONSEQUENTIAL DAMAGES, EVEN IF NOTIFIED OF THE POSSIBILITY OF SUCH DAMAGES.

## Premium/Discount Information

Information showing the number of days the market price of the Funds' shares was greater (at a premium) and less (at a discount) than the Funds' net asset value for the most recently completed year, and the most recently completed calendar quarters since that year (or life of a Fund, if shorter), is available at <https://www.ftportfolios.com/Retail/etf/home.aspx>.

## Financial Highlights

The financial highlights table is intended to help you understand each Fund's financial performance for the periods shown. Certain information reflects financial results for a single share of each Fund. The total returns represent the rate that an investor would have earned (or lost) on an investment in a Fund (assuming reinvestment of all dividends and distributions). The information for the periods indicated has been derived from financial statements audited by Deloitte & Touche LLP, whose report, along with each Fund's financial statements, is included in the Funds' Annual Report to Shareholders dated March 31, 2024 and is incorporated by reference in each Fund's SAI, which is available upon request.

### First Trust Exchange-Traded Fund VI

#### Financial Highlights

#### For a share outstanding throughout each period

#### First Trust Nasdaq Bank ETF (FTXO)

	Year Ended March 31,				
	2024	2023	2022	2021	2020
<b>Net asset value, beginning of period</b>	\$ 21.25	\$ 31.75	\$ 31.14	\$ 15.64	\$ 24.41
<b>Income from investment operations:</b>					
Net investment income (loss)	0.72 <sup>(a)</sup>	0.83	0.61	0.59 <sup>(a)</sup>	0.73
Net realized and unrealized gain (loss)	5.92	(10.54)	0.61 <sup>(b)</sup>	15.50	(8.77)
Total from investment operations	6.64	(9.71)	1.22	16.09	(8.04)
<b>Distributions paid to shareholders from:</b>					
Net investment income	(0.77)	(0.79)	(0.61)	(0.59)	(0.73)
<b>Net asset value, end of period</b>	\$ 27.12	\$ 21.25	\$ 31.75	\$ 31.14	\$ 15.64
<b>Total Return <sup>(c)</sup></b>	31.97%	(30.94)%	3.89%	105.13%	(33.93)%
<b>Ratios to average net assets/supplemental data:</b>					
Net assets, end of period (in 000's)	\$115,267	\$164,708	\$361,937	\$227,293	\$58,658
Ratio of total expenses to average net assets	0.60%	0.60%	0.60%	0.60%	0.60%
Ratio of net investment income (loss) to average net assets	3.23%	2.76%	1.91%	2.65%	2.69%
Portfolio turnover rate <sup>(d)</sup>	41%	69%	78%	176%	59%

(a) Based on average shares outstanding.

(b) The per share amount does not correlate with the aggregate realized and unrealized gain (loss) due to the timing of the Fund share sales and repurchases in relation to market value fluctuation of the underlying investments.

(c) Total return is calculated assuming an initial investment made at the net asset value at the beginning of the period, reinvestment of all distributions at net asset value during the period, and redemption at net asset value on the last day of the period. The returns presented do not reflect the deduction of taxes that a shareholder would pay on Fund distributions or the redemption or sale of Fund shares. Total return is calculated for the time period presented and is not annualized for periods of less than a year.

(d) Portfolio turnover is calculated for the time period presented and is not annualized for periods of less than a year and does not include securities received or delivered from processing creations or redemptions and in-kind transactions.

## First Trust Exchange-Traded Fund VI

### Financial Highlights

For a share outstanding throughout each period

#### First Trust Nasdaq Food & Beverage ETF (FTXG)

	Year Ended March 31,				
	2024	2023	2022	2021	2020
<b>Net asset value, beginning of period</b>	\$ 26.93	\$ 27.03	\$ 25.66	\$17.28	\$ 20.06
<b>Income from investment operations:</b>					
Net investment income (loss)	0.46 <sup>(a)</sup>	0.41	0.41	0.32	0.27
Net realized and unrealized gain (loss)	(1.48)	(0.13)	1.39	8.38	(2.77)
Total from investment operations	(1.02)	0.28	1.80	8.70	(2.50)
<b>Distributions paid to shareholders from:</b>					
Net investment income	(1.06)	(0.38)	(0.43)	(0.32)	(0.28)
<b>Net asset value, end of period</b>	\$ 24.85	\$ 26.93	\$ 27.03	\$25.66	\$ 17.28
<b>Total Return <sup>(b)</sup></b>	(3.60)%	1.10%	7.13%	50.65%	(12.69)%
<b>Ratios to average net assets/supplemental data:</b>					
Net assets, end of period (in 000's)	\$57,162	\$984,339	\$10,810	\$5,133	\$ 2,592
Ratio of total expenses to average net assets	0.60%	0.60%	0.60%	0.60%	0.60%
Ratio of net investment income (loss) to average net assets	1.74%	1.71%	1.61%	1.44%	1.58%
Portfolio turnover rate <sup>(c)</sup>	13%	78%	77%	131%	59%

(a) Based on average shares outstanding.

(b) Total return is calculated assuming an initial investment made at the net asset value at the beginning of the period, reinvestment of all distributions at net asset value during the period, and redemption at net asset value on the last day of the period. The returns presented do not reflect the deduction of taxes that a shareholder would pay on Fund distributions or the redemption or sale of Fund shares. Total return is calculated for the time period presented and is not annualized for periods of less than a year.

(c) Portfolio turnover is calculated for the time period presented and is not annualized for periods of less than a year and does not include securities received or delivered from processing creations or redemptions and in-kind transactions.

## First Trust Exchange-Traded Fund VI

### Financial Highlights

For a share outstanding throughout each period

#### First Trust Nasdaq Oil & Gas ETF (FTXN)

	Year Ended March 31,				
	2024	2023	2022	2021	2020
<b>Net asset value, beginning of period</b>	\$ 27.00	\$ 26.47	\$ 15.51	\$ 8.10	\$ 18.91
<b>Income from investment operations:</b>					
Net investment income (loss)	0.74 <sup>(a)</sup>	0.69 <sup>(a)</sup>	0.31	0.22	0.31
Net realized and unrealized gain (loss)	5.49	0.50 <sup>(b)</sup>	10.96	7.39	(10.79)
Total from investment operations	6.23	1.19	11.27	7.61	(10.48)
<b>Distributions paid to shareholders from:</b>					
Net investment income	(0.95)	(0.66)	(0.31)	(0.20)	(0.32)
Return of capital	—	—	—	—	(0.01)
Total distributions	(0.95)	(0.66)	(0.31)	(0.20)	(0.33)
<b>Net asset value, end of period</b>	\$ 32.28	\$ 27.00	\$ 26.47	\$ 15.51	\$ 8.10
<b>Total Return <sup>(c)</sup></b>	23.65%	4.66%	73.19%	95.16%	(56.26)%
<b>Ratios to average net assets/supplemental data:</b>					
Net assets, end of period (in 000's)	\$222,705	\$314,596	\$1,147,631	\$36,448	\$ 6,885
Ratio of total expenses to average net assets	0.60%	0.60%	0.60%	0.60%	0.60%
Ratio of net investment income (loss) to average net assets	2.42%	2.54%	1.87%	2.01%	2.14%
Portfolio turnover rate <sup>(d)</sup>	25%	100%	139%	136%	76%

(a) Based on average shares outstanding.

(b) The per share amount does not correlate with the aggregate realized and unrealized gain (loss) due to the timing of the Fund share sales and repurchases in relation to market value fluctuation of the underlying investments.

(c) Total return is calculated assuming an initial investment made at the net asset value at the beginning of the period, reinvestment of all distributions at net asset value during the period, and redemption at net asset value on the last day of the period. The returns presented do not reflect the deduction of taxes that a shareholder would pay on Fund distributions or the redemption or sale of Fund shares. Total return is calculated for the time period presented and is not annualized for periods of less than a year.

(d) Portfolio turnover is calculated for the time period presented and is not annualized for periods of less than a year and does not include securities received or delivered from processing creations or redemptions and in-kind transactions.

## First Trust Exchange-Traded Fund VI

### Financial Highlights

For a share outstanding throughout each period

#### First Trust Nasdaq Pharmaceuticals ETF (FTXH)

	Year Ended March 31,				
	2024	2023	2022	2021	2020
<b>Net asset value, beginning of period</b>	\$ 26.11	\$ 26.63	\$ 25.51	\$ 19.36	\$21.50
<b>Income from investment operations:</b>					
Net investment income (loss)	0.37 <sup>(a)</sup>	0.33	0.27	0.24	0.18
Net realized and unrealized gain (loss)	1.90	(0.50)	1.10	6.14	(2.13)
Total from investment operations	2.27	(0.17)	1.37	6.38	(1.95)
<b>Distributions paid to shareholders from:</b>					
Net investment income	(0.38)	(0.35)	(0.25)	(0.23)	(0.19)
<b>Net asset value, end of period</b>	\$ 28.00	\$ 26.11	\$ 26.63	\$ 25.51	\$19.36
<b>Total Return <sup>(b)</sup></b>	8.79%	(0.61)%	5.39%	33.00%	(9.13)%
<b>Ratios to average net assets/supplemental data:</b>					
Net assets, end of period (in 000's)	\$20,997	\$32,640	\$17,311	\$19,133	\$5,810
Ratio of total expenses to average net assets	0.60%	0.60%	0.60%	0.60%	0.60%
Ratio of net investment income (loss) to average net assets	1.40%	1.39%	0.97%	1.07%	0.85%
Portfolio turnover rate <sup>(c)</sup>	29%	76%	77%	83%	42%

(a) Based on average shares outstanding.

(b) Total return is calculated assuming an initial investment made at the net asset value at the beginning of the period, reinvestment of all distributions at net asset value during the period, and redemption at net asset value on the last day of the period. The returns presented do not reflect the deduction of taxes that a shareholder would pay on Fund distributions or the redemption or sale of Fund shares. Total return is calculated for the time period presented and is not annualized for periods of less than a year.

(c) Portfolio turnover is calculated for the time period presented and is not annualized for periods of less than a year and does not include securities received or delivered from processing creations or redemptions and in-kind transactions.



## First Trust Exchange-Traded Fund VI

### Financial Highlights

For a share outstanding throughout each period

#### First Trust Nasdaq Semiconductor ETF (FTXL)

	Year Ended March 31,				
	2024	2023	2022	2021	2020
<b>Net asset value, beginning of period</b>	\$ 64.79	\$ 69.97	\$ 64.74	\$ 33.00	\$ 31.83
<b>Income from investment operations:</b>					
Net investment income (loss)	0.51 <sup>(a)</sup>	0.46	0.27	0.23	0.38
Net realized and unrealized gain (loss)	25.79	(5.14) <sup>(b)</sup>	5.22	31.75	1.18
Total from investment operations	26.30	(4.68)	5.49	31.98	1.56
<b>Distributions paid to shareholders from:</b>					
Net investment income	(0.48)	(0.50)	(0.26)	(0.24)	(0.39)
<b>Net asset value, end of period</b>	\$ 90.61	\$ 64.79	\$ 69.97	\$ 64.74	\$ 33.00
<b>Total Return <sup>(c)</sup></b>	40.73%	(6.54)%	8.46%	97.11%	4.82%
<b>Ratios to average net assets/supplemental data:</b>					
Net assets, end of period (in 000's)	\$1,436,238	\$988,096	\$108,451	\$84,156	\$31,353
Ratio of total expenses to average net assets	0.60%	0.60%	0.60%	0.60%	0.60%
Ratio of net investment income (loss) to average net assets	0.70%	0.78%	0.40%	0.45%	1.00%
Portfolio turnover rate <sup>(d)</sup>	28%	46%	58%	113%	64%

(a) Based on average shares outstanding.

(b) The per share amount does not correlate with the aggregate realized and unrealized gain (loss) due to the timing of the Fund share sales and repurchases in relation to market value fluctuation of the underlying investments.

(c) Total return is calculated assuming an initial investment made at the net asset value at the beginning of the period, reinvestment of all distributions at net asset value during the period, and redemption at net asset value on the last day of the period. The returns presented do not reflect the deduction of taxes that a shareholder would pay on Fund distributions or the redemption or sale of Fund shares. Total return is calculated for the time period presented and is not annualized for periods of less than a year.

(d) Portfolio turnover is calculated for the time period presented and is not annualized for periods of less than a year and does not include securities received or delivered from processing creations or redemptions and in-kind transactions.

## First Trust Exchange-Traded Fund VI

### Financial Highlights

For a share outstanding throughout each period

#### First Trust Nasdaq Transportation ETF (FTXR)

	Year Ended March 31,				
	2024	2023	2022	2021	2020
<b>Net asset value, beginning of period</b>	\$ 27.24	\$ 32.28	\$ 32.88	\$ 15.11	\$ 23.33
<b>Income from investment operations:</b>					
Net investment income (loss)	0.35 <sup>(a)</sup>	0.56	0.45	0.04	0.30
Net realized and unrealized gain (loss)	5.10	(5.04)	(0.62)	17.79	(8.22)
Total from investment operations	5.45	(4.48)	(0.17)	17.83	(7.92)
<b>Distributions paid to shareholders from:</b>					
Net investment income	(0.41)	(0.56)	(0.43)	(0.06)	(0.30)
<b>Net asset value, end of period</b>	\$ 32.28	\$ 27.24	\$ 32.28	\$ 32.88	\$ 15.11
<b>Total Return <sup>(b)</sup></b>	20.13%	(13.76)%	(0.53)%	118.10%	(34.35)%
<b>Ratios to average net assets/supplemental data:</b>					
Net assets, end of period (in 000's)	\$40,346	\$47,665	\$280,842	\$1,071,854	\$ 1,511
Ratio of total expenses to average net assets	0.60%	0.60%	0.60%	0.60%	0.60%
Ratio of net investment income (loss) to average net assets	1.22%	1.42%	0.92%	0.10%	1.04%
Portfolio turnover rate <sup>(c)</sup>	37%	71%	43%	129%	89%

(a) Based on average shares outstanding.

(b) Total return is calculated assuming an initial investment made at the net asset value at the beginning of the period, reinvestment of all distributions at net asset value during the period, and redemption at net asset value on the last day of the period. The returns presented do not reflect the deduction of taxes that a shareholder would pay on Fund distributions or the redemption or sale of Fund shares. Total return is calculated for the time period presented and is not annualized for periods of less than a year.

(c) Portfolio turnover is calculated for the time period presented and is not annualized for periods of less than a year and does not include securities received or delivered from processing creations or redemptions and in-kind transactions.

## Other Information

### Continuous Offering

Each Fund issues, on a continuous offering basis, its shares in one or more groups of a fixed number of Fund shares (each such group of such specified number of individual Fund shares, a "*Creation Unit Aggregation*"). The method by which Creation Unit Aggregations of Fund shares are created and traded may raise certain issues under applicable securities laws. Because new Creation Unit Aggregations of shares are issued and sold by a Fund on an ongoing basis, a "distribution," as such term is used in the Securities Act, may occur at any point. Broker-dealers and other persons are cautioned that some activities on their part may, depending on the circumstances, result in their being deemed participants in a distribution in a manner which could render them statutory underwriters and subject them to the prospectus delivery requirement and liability provisions of the Securities Act.

For example, a broker-dealer firm or its client may be deemed a statutory underwriter if it takes Creation Unit Aggregations after placing an order with FTP, breaks them down into constituent shares and sells such shares directly to customers, or if it chooses to couple the creation of a supply of new shares with an active selling effort involving solicitation of secondary market demand for shares. A determination of whether one is an underwriter for purposes of the Securities Act must take into account all the facts and circumstances pertaining to the activities of the broker-dealer or its client in the particular case, and the examples mentioned above should not be considered a complete description of all the activities that could lead to a characterization as an underwriter.

Broker-dealer firms should also note that dealers who are not "underwriters" but are effecting transactions in shares, whether or not participating in the distribution of shares, are generally required to deliver a prospectus. This is because the prospectus delivery exemption in Section 4(a)(3) of the Securities Act is not available in respect of such transactions as a result of Section 24(d) of the 1940 Act. As a result, broker-dealer firms should note that dealers who are not underwriters but are participating in a distribution (as contrasted with ordinary secondary market transactions) and thus dealing with the shares that are part of an over-allotment within the meaning of Section 4(a)(3)(C) of the Securities Act would be unable to take advantage of the prospectus delivery exemption provided by Section 4(a)(3) of the Securities Act. Firms that incur a prospectus delivery obligation with respect to shares are reminded that, under the Securities Act Rule 153, a prospectus delivery obligation under Section 5(b)(2) of the Securities Act owed to a broker-dealer in connection with a sale on the Exchange is satisfied by the fact that the prospectus is available from the Exchange upon request. The prospectus delivery mechanism provided in Rule 153 is available with respect to transactions on a national securities exchange, a trading facility or an alternative trading system.

FTP, or its affiliates, or a fund or unit investment trust for which FTP or an affiliate serves as sponsor or investment advisor, may purchase shares of a Fund through a broker-dealer or other investors, including in secondary market transactions, and because FTP or its affiliates may be deemed affiliates of such Fund, the shares are being registered to permit the resale of these shares from time to time after any such purchase. A Fund will not receive any of the proceeds from the resale of such shares.

First Trust Nasdaq Bank ETF  
First Trust Nasdaq Food & Beverage ETF  
First Trust Nasdaq Oil & Gas ETF  
First Trust Nasdaq Pharmaceuticals ETF  
First Trust Nasdaq Semiconductor ETF  
First Trust Nasdaq Transportation ETF

**For More Information**

For more detailed information on the Funds, several additional sources of information are available to you. The SAI, incorporated by reference into this prospectus, contains detailed information on the Funds' policies and operation. Additional information about the Funds' investments is available in the annual and semi-annual reports to shareholders. In the Funds' annual report, you will find a discussion of the market conditions and investment strategies that significantly impacted the Funds' performance during the last fiscal year. The Funds' most recent SAI, annual and semi-annual reports and certain other information are available free of charge by calling the Funds at (800) 621-1675, on the Funds' website at [www.ftportfolios.com](http://www.ftportfolios.com) or through your financial advisor. Shareholders may call the toll-free number above with any inquiries.

You may obtain this and other information regarding the Funds, including the SAI and the Codes of Ethics adopted by First Trust, FTP and the Trust, directly from the Securities and Exchange Commission (the "SEC"). Information on the SEC's website is free of charge. Visit the SEC's online EDGAR database at [www.sec.gov](http://www.sec.gov). You may also request information regarding the Funds by sending a request (along with a duplication fee) to the SEC by sending an electronic request to [publicinfo@sec.gov](mailto:publicinfo@sec.gov).

First Trust Advisors L.P.  
120 East Liberty Drive, Suite 400  
Wheaton, Illinois 60187  
(800) 621-1675  
[www.ftportfolios.com](http://www.ftportfolios.com)

SEC File #: 333-182308  
811-22717