

PROSPECTUS

FUND NAME	TICKER SYMBOL	EXCHANGE
ALPHADEX® SECTOR FUNDS		
First Trust Consumer Discretionary AlphaDEX® Fund	FXD	NYSE Arca
First Trust Consumer Staples AlphaDEX® Fund	FXG	NYSE Arca
First Trust Energy AlphaDEX® Fund	FXN	NYSE Arca
First Trust Financials AlphaDEX® Fund	FXO	NYSE Arca
First Trust Health Care AlphaDEX® Fund	FXH	NYSE Arca
First Trust Industrials/Producer Durables AlphaDEX® Fund	FXR	NYSE Arca
First Trust Materials AlphaDEX® Fund	FXZ	NYSE Arca
First Trust Technology AlphaDEX® Fund	FXL	NYSE Arca
First Trust Utilities AlphaDEX® Fund	FXU	NYSE Arca
ALPHADEX® STYLE FUNDS		
First Trust Large Cap Core AlphaDEX® Fund	FEX	Nasdaq
First Trust Large Cap Growth AlphaDEX® Fund	FTC	Nasdaq
First Trust Large Cap Value AlphaDEX® Fund	FTA	Nasdaq
First Trust Mid Cap Core AlphaDEX® Fund	FNX	Nasdaq
First Trust Mid Cap Growth AlphaDEX® Fund	FNY	Nasdaq
First Trust Mid Cap Value AlphaDEX® Fund	FNK	Nasdaq
First Trust Multi Cap Growth AlphaDEX® Fund	FAD	Nasdaq
First Trust Multi Cap Value AlphaDEX® Fund	FAB	Nasdaq
First Trust Small Cap Core AlphaDEX® Fund	FYX	Nasdaq
First Trust Small Cap Growth AlphaDEX® Fund	FYC	Nasdaq
First Trust Small Cap Value AlphaDEX® Fund	FYT	Nasdaq

Each of the funds listed above under AlphaDEX® Sector Funds (each a "Fund," and collectively, the "AlphaDEX® Sector Funds") lists and principally trades its shares on NYSE Arca, Inc. ("NYSE Arca" or an "Exchange"). Each of the funds listed above under AlphaDEX® Style Funds (each a "Fund," and collectively, the "AlphaDEX® Style Funds") lists and principally trades its shares on Nasdaq, Inc. ("Nasdaq" or an "Exchange"). Market prices may differ to some degree from the net asset value of the shares. Unlike mutual funds, each Fund issues and redeems shares at net asset value, only in large blocks of shares called "Creation Units."

Each Fund is a series of First Trust Exchange-Traded AlphaDEX® Fund (the "Trust") and an exchange-traded index fund organized as a separate series of a registered management investment company.

Except when aggregated in Creation Units, the shares are not redeemable securities of the Funds.

The Securities and Exchange Commission has not approved or disapproved of these securities or passed upon the adequacy or accuracy of this prospectus. Any representation to the contrary is a criminal offense.

NOT FDIC INSURED MAY LOSE VALUE NO BANK GUARANTEE

December 2, 2024



Table of Contents

Summary Information

AlphaDEX[®] Sector Funds

First Trust Consumer Discretionary AlphaDEX [®] Fund (FXD)	3
First Trust Consumer Staples AlphaDEX [®] Fund (FXG)	11
First Trust Energy AlphaDEX [®] Fund (FXN)	19
First Trust Financials AlphaDEX [®] Fund (FXO)	27
First Trust Health Care AlphaDEX [®] Fund (FXH)	35
First Trust Industrials/Producer Durables AlphaDEX [®] Fund (FXR)	43
First Trust Materials AlphaDEX [®] Fund (FXZ)	51
First Trust Technology AlphaDEX [®] Fund (FXL)	59
First Trust Utilities AlphaDEX [®] Fund (FXU)	67

AlphaDEX[®] Style Funds

First Trust Large Cap Core AlphaDEX [®] Fund (FEX)	75
First Trust Large Cap Growth AlphaDEX [®] Fund (FTC)	83
First Trust Large Cap Value AlphaDEX [®] Fund (FTA)	91
First Trust Mid Cap Core AlphaDEX [®] Fund (FNX)	99
First Trust Mid Cap Growth AlphaDEX [®] Fund (FNY)	107
First Trust Mid Cap Value AlphaDEX [®] Fund (FNK)	115
First Trust Multi Cap Growth AlphaDEX [®] Fund (FAD)	123
First Trust Multi Cap Value AlphaDEX [®] Fund (FAB)	131
First Trust Small Cap Core AlphaDEX [®] Fund (FYX)	139
First Trust Small Cap Growth AlphaDEX [®] Fund (FYC)	147
First Trust Small Cap Value AlphaDEX [®] Fund (FYT)	155

Additional Information on the Funds' Investment Objectives and Strategies	163
Fund Investments	166
Risks of Investing in the Funds	167
Fund Organization	176
Management of the Funds	176
How to Buy and Sell Shares	178
Dividends, Distributions and Taxes	179
Federal Tax Matters	179
Distribution Plan	182
Net Asset Value	182
Fund Service Providers	183
Index Providers	183
Disclaimers	183
Premium/Discount Information	185
Financial Highlights	186
Other Information	206

SUMMARY INFORMATION

First Trust Consumer Discretionary AlphaDEX[®] Fund (FXD)

Investment Objective

The First Trust Consumer Discretionary AlphaDEX[®] Fund (the "Fund") seeks investment results that correspond generally to the price and yield (before the Fund's fees and expenses) of an equity index called the StrataQuant[®] Consumer Discretionary Index (the "Index").

Fees and Expenses of the Fund

The following table describes the fees and expenses you may pay if you buy, hold and sell shares of the Fund. **Investors may pay other fees, such as brokerage commissions and other fees to financial intermediaries, which are not reflected in the table and example below.**

Shareholder Fees

(fees paid directly from your investment)

Maximum Sales Charge (Load) Imposed on Purchases (as a percentage of offering price)	None
--------------------------------------------------------------------------------------	------

Annual Fund Operating Expenses

(expenses that you pay each year as a percentage of the value of your investment)

Management Fees	0.50%
Distribution and Service (12b-1) Fees	0.00%
Other Expenses	0.11%
Total Annual Fund Operating Expenses	0.61%
Fee Waiver and Expense Reimbursement ⁽¹⁾	0.00%
Net Annual Fund Operating Expenses	0.61%

⁽¹⁾ First Trust Advisors L.P., the Fund's investment advisor, has agreed to waive fees and/or reimburse Fund expenses to the extent that the operating expenses of the Fund (excluding interest expense, brokerage commissions and other trading expenses, taxes and extraordinary expenses) exceed 0.70% of its average daily net assets (the "Expense Cap") at least through November 30, 2025. The agreement may be terminated by the Trust, on behalf of the Fund, at any time and by the Fund's investment advisor only after November 30, 2025 upon 60 days' written notice.

Example

The example below is intended to help you compare the cost of investing in the Fund with the cost of investing in other funds.

The example assumes that you invest \$10,000 in the Fund for the time periods indicated and then hold or sell all of your shares at the end of those periods. The example also assumes that your investment has a 5% return each year and that the Fund's operating expenses remain at current levels. Although your actual costs may be higher or lower, based on these assumptions your costs would be:

	1 Year	3 Years	5 Years	10 Years
	\$62	\$195	\$340	\$762

Portfolio Turnover

The Fund pays transaction costs, such as commissions, when it buys and sells securities (or "turns over" its portfolio). A higher portfolio turnover rate may indicate higher transaction costs and may result in higher taxes when Fund shares are held in a taxable account. These costs, which are not reflected in annual fund operating expenses or in the example, affect the Fund's performance. During the most recent fiscal year, the Fund's portfolio turnover rate was 84% of the average value of its portfolio.

Principal Investment Strategies

The Fund will normally invest at least 90% of its net assets (including investment borrowings) in the securities that comprise the Index. The Fund, using an "indexing" investment approach, attempts to replicate, before fees and expenses, the performance of the Index. The Index is part of the "StrataQuant[®] Series," a family of custom enhanced indices developed, maintained and owned by ICE Data Indices, LLC or its affiliates ("IDI" or the "Index Provider"). The Index Provider reserves the

First Trust Consumer Discretionary AlphaDEX® Fund (FXD)

right to, at any time, change the number of stocks comprising the Index by adding or deleting one or more stocks, or replacing one or more stocks contained in the Index with one or more substitute stocks of its choice, if in the Index Provider's discretion, such addition, deletion or substitution is necessary or appropriate to maintain the quality and/or character of the Index.

According to the Index Provider, the Index is a modified, equal-dollar weighted index designed to objectively identify and select stocks from the Russell 1000® Index in the consumer discretionary sector that have the potential for greater capital appreciation. The Index uses the AlphaDEX® selection methodology which aims to select securities that may generate positive alpha, or risk-adjusted returns, relative to traditional indices. Alpha is an indication of how much an investment outperforms or underperforms on a risk-adjusted basis relative to its benchmark. The Russell 1000® Index consists of approximately 1,000 of the largest stocks within the Russell 3000® Index. The Russell 3000® Index is constructed to represent approximately 98% of the investable U.S. equity market.

According to the Index Provider, security selection for the Index will be conducted in the following manner:

1. The selection universe for the Index begins with all stocks in the Russell 1000® Index that meet the Index Provider's share class and liquidity screens.
2. The stocks in the selection universe are ranked on both growth and value factors. Each stock is classified as either a value stock, a growth stock or a combination of growth and value, as determined by the Index Provider. A stock classified as a value stock will receive its value rank as its "selection score" and a stock classified as a growth stock will receive its growth rank as its "selection score." A stock classified as a combination of growth and value will receive the better of the two scores.
3. The selection universe is then divided into respective sectors as defined by the Index Provider. The component stocks contained in the sector for which the Fund is named are ranked according to their selection score from step 2.
4. The number of "selected stocks" for the relevant sector will be the greater of the top 75% of securities from step 3 or 40 stocks. The selected stocks are then split into quintiles based on their selection score, with higher scoring quintiles receiving a greater weight in the Index.

The Index is reconstituted and rebalanced quarterly and the Fund will make corresponding changes to its portfolio shortly after the Index changes are made public. The Index's quarterly rebalance and reconstitution schedule may cause the Fund to experience a higher rate of portfolio turnover. The Fund will be concentrated in an industry or a group of industries to the extent that the Index is so concentrated. As of October 31, 2024, the Index was composed of 121 securities with a market capitalization range of \$1.97 billion to \$1.96 trillion. As of October 31, 2024, the Fund had significant investments in consumer discretionary companies. The Fund's investments will change as the Index changes and, as a result, the Fund may have significant investments in jurisdictions or investment sectors that it may not have had as of October 31, 2024. To the extent the Fund invests a significant portion of its assets in a given jurisdiction or investment sector, the Fund may be exposed to the risks associated with that jurisdiction or investment sector.

Principal Risks

You could lose money by investing in the Fund. An investment in the Fund is not a deposit of a bank and is not insured or guaranteed by the Federal Deposit Insurance Corporation or any other governmental agency. There can be no assurance that the Fund's investment objective will be achieved. The order of the below risk factors does not indicate the significance of any particular risk factor.

AUTHORIZED PARTICIPANT CONCENTRATION RISK. Only an authorized participant may engage in creation or redemption transactions directly with the Fund. A limited number of institutions act as authorized participants for the Fund. To the extent that these institutions exit the business or are unable to proceed with creation and/or redemption orders and no other authorized participant steps forward to create or redeem, the Fund's shares may trade at a premium or discount (the difference between the market price of the Fund's shares and the Fund's net asset value) and possibly face delisting and the bid/ask spread (the difference between the price that someone is willing to pay for shares of the Fund at a specific point in time versus the price at which someone is willing to sell) on the Fund's shares may widen.

CONSUMER DISCRETIONARY COMPANIES RISK. Consumer discretionary companies, such as retailers, media companies and consumer services companies, provide non-essential goods and services. These companies manufacture products and provide discretionary services directly to the consumer, and the success of these companies is tied closely to the performance of the overall domestic and international economy, interest rates, competition and consumer confidence. Success depends

heavily on disposable household income and consumer spending. Changes in demographics and consumer tastes can also affect the demand for, and success of, consumer discretionary products in the marketplace.

CURRENT MARKET CONDITIONS RISK. Current market conditions risk is the risk that a particular investment, or shares of the Fund in general, may fall in value due to current market conditions. As a means to fight inflation, which remains at elevated levels, the Federal Reserve and certain foreign central banks have raised interest rates; however, the Federal Reserve has recently lowered interest rates and may continue to do so. U.S. regulators have proposed several changes to market and issuer regulations which would directly impact the Fund, and any regulatory changes could adversely impact the Fund's ability to achieve its investment strategies or make certain investments. Recent and potential future bank failures could result in disruption to the broader banking industry or markets generally and reduce confidence in financial institutions and the economy as a whole, which may also heighten market volatility and reduce liquidity. Additionally, challenges in commercial real estate markets, including rising interest rates, declining valuations and increasing vacancies, could have a broader impact on financial markets. The ongoing adversarial political climate in the United States, as well as political and diplomatic events both domestic and abroad, have and may continue to have an adverse impact the U.S. regulatory landscape, markets and investor behavior, which could have a negative impact on the Fund's investments and operations. The change in administration resulting from the 2024 United States national elections could result in significant impacts to international trade relations, tax and immigration policies, and other aspects of the national and international political and financial landscape, which could affect, among other things, inflation and the securities markets generally. Other unexpected political, regulatory and diplomatic events within the U.S. and abroad may affect investor and consumer confidence and may adversely impact financial markets and the broader economy. For example, ongoing armed conflicts between Russia and Ukraine in Europe and among Israel, Iran, Hamas and other militant groups in the Middle East, have caused and could continue to cause significant market disruptions and volatility within the markets in Russia, Europe, the Middle East and the United States. The hostilities and sanctions resulting from those hostilities have and could continue to have a significant impact on certain Fund investments as well as Fund performance and liquidity. The economies of the United States and its trading partners, as well as the financial markets generally, may be adversely impacted by trade disputes and other matters. For example, the United States has imposed trade barriers and restrictions on China. In addition, the Chinese government is engaged in a longstanding dispute with Taiwan, continually threatening an invasion. If the political climate between the United States and China does not improve or continues to deteriorate, if China were to attempt invading Taiwan, or if other geopolitical conflicts develop or worsen, economies, markets and individual securities may be adversely affected, and the value of the Fund's assets may go down. A public health crisis and the ensuing policies enacted by governments and central banks may cause significant volatility and uncertainty in global financial markets, negatively impacting global growth prospects. As the COVID-19 global pandemic illustrated, such events may affect certain geographic regions, countries, sectors and industries more significantly than others. Advancements in technology may also adversely impact markets and the overall performance of the Fund. For instance, the economy may be significantly impacted by the advanced development and increased regulation of artificial intelligence. Additionally, cyber security breaches of both government and non-government entities could have negative impacts on infrastructure and the ability of such entities, including the Fund, to operate properly. These events, and any other future events, may adversely affect the prices and liquidity of the Fund's portfolio investments and could result in disruptions in the trading markets.

CYBER SECURITY RISK. The Fund is susceptible to operational risks through breaches in cyber security. A breach in cyber security refers to both intentional and unintentional events that may cause the Fund to lose proprietary information, suffer data corruption or lose operational capacity. Such events could cause the Fund to incur regulatory penalties, reputational damage, additional compliance costs associated with corrective measures and/or financial loss. Cyber security breaches may involve unauthorized access to the Fund's digital information systems through "hacking" or malicious software coding but may also result from outside attacks such as denial-of-service attacks through efforts to make network services unavailable to intended users. In addition, cyber security breaches of the issuers of securities in which the Fund invests or the Fund's third-party service providers, such as its administrator, transfer agent, custodian, or sub-advisor, as applicable, can also subject the Fund to many of the same risks associated with direct cyber security breaches. Although the Fund has established risk management systems designed to reduce the risks associated with cyber security, there is no guarantee that such efforts will succeed, especially because the Fund does not directly control the cyber security systems of issuers or third-party service providers.

EQUITY SECURITIES RISK. The value of the Fund's shares will fluctuate with changes in the value of the equity securities in which it invests. Equity securities prices fluctuate for several reasons, including changes in investors' perceptions of the financial condition of an issuer or the general condition of the relevant equity market, such as market volatility, or when political or economic events affecting an issuer occur. Common stock prices may be particularly sensitive to rising interest rates, as the cost of capital rises and borrowing costs increase. Equity securities may decline significantly in price over short or extended

periods of time, and such declines may occur in the equity market as a whole, or they may occur in only a particular country, company, industry or sector of the market.

GROWTH STOCKS INVESTMENT RISK. Stocks exhibiting growth characteristics tend to be more volatile than certain other types of stocks and their prices usually fluctuate more dramatically than the overall stock market. A stock with growth characteristics can have sharp price declines due to decreases in current or expected earnings and may lack dividend payments that can help cushion its share price during declining markets.

INDEX CONCENTRATION RISK. The Fund will be concentrated in an industry or a group of industries to the extent that the Index is so concentrated. To the extent that the Fund invests a significant percentage of its assets in a single asset class or the securities of issuers within the same country, state, region, industry or sector, an adverse economic, business or political development may affect the value of the Fund's investments more than if the Fund were more broadly diversified. A significant exposure makes the Fund more susceptible to any single occurrence and may subject the Fund to greater market risk than a fund that is more broadly diversified. There may be instances in which the Index, for a variety of reasons including changes in the prices of individual securities held by the Fund, has a larger exposure to a small number of stocks or a single stock relative to the rest of the stocks in the Index. Under such circumstances, the Fund will not deviate from the Index except in rare circumstances or in an immaterial way and therefore the Fund's returns would be more greatly influenced by the returns of the stock(s) with the larger exposure.

INDEX OR MODEL CONSTITUENT RISK. The Fund may be a constituent of one or more indices or ETF models. As a result, the Fund may be included in one or more index-tracking exchange-traded funds or mutual funds. Being a component security of such a vehicle could greatly affect the trading activity involving the Fund's shares, the size of the Fund and the market volatility of the Fund. Inclusion in an index could increase demand for the Fund and removal from an index could result in outsized selling activity in a relatively short period of time. As a result, the Fund's net asset value could be negatively impacted and the Fund's market price may be below the Fund's net asset value during certain periods. In addition, index rebalances may potentially result in increased trading activity in the Fund's shares.

INDEX PROVIDER RISK. There is no assurance that the Index Provider, or any agents that act on its behalf, will compile the Index accurately, or that the Index will be determined, maintained, constructed, reconstituted, rebalanced, composed, calculated or disseminated accurately. The Index Provider and its agents do not provide any representation or warranty in relation to the quality, accuracy or completeness of data in the Index, and do not guarantee that the Index will be calculated in accordance with its stated methodology. The Advisor's mandate as described in this prospectus is to manage the Fund consistently with the Index provided by the Index Provider. The Advisor relies upon the Index provider and its agents to accurately compile, maintain, construct, reconstitute, rebalance, compose, calculate and disseminate the Index accurately. Therefore, losses or costs associated with any Index Provider or agent errors generally will be borne by the Fund and its shareholders. To correct any such error, the Index Provider or its agents may carry out an unscheduled rebalance of the Index or other modification of Index constituents or weightings. When the Fund in turn rebalances its portfolio, any transaction costs and market exposure arising from such portfolio rebalancing will be borne by the Fund and its shareholders. Unscheduled rebalances also expose the Fund to additional tracking error risk. Errors in respect of the quality, accuracy and completeness of the data used to compile the Index may occur from time to time and may not be identified and corrected by the Index Provider for a period of time or at all, particularly where the Index is less commonly used as a benchmark by funds or advisors. For example, during a period where the Index contains incorrect constituents, the Fund tracking the Index would have market exposure to such constituents and would be underexposed to the Index's other constituents. Such errors may negatively impact the Fund and its shareholders. The Index Provider and its agents rely on various sources of information to assess the criteria of issuers included in the Index, including information that may be based on assumptions and estimates. Neither the Fund nor the Advisor can offer assurances that the Index's calculation methodology or sources of information will provide an accurate assessment of included issuers. Unusual market conditions or issuer-specific events may cause the Index Provider to postpone a scheduled rebalance, exclude or substitute a security in the Index or undertake other measures which could cause the Index to vary from its normal or expected composition. The postponement of a scheduled rebalance in a time of market volatility could mean that constituents that would otherwise be removed at rebalance due to changes in market capitalizations, issuer credit ratings, or other reasons may remain, causing the performance and constituents of the Index to vary from those expected under normal conditions. Apart from scheduled rebalances, the Index Provider or its agents may carry out additional ad hoc rebalances to the Index due to unusual market conditions or in order, for example, to correct an error in the selection of index constituents.

MARKET MAKER RISK. The Fund faces numerous market trading risks, including the potential lack of an active market for Fund shares due to a limited number of market makers. Decisions by market makers or authorized participants to reduce

their role or step away from these activities in times of market stress could inhibit the effectiveness of the arbitrage process in maintaining the relationship between the underlying values of the Fund's portfolio securities and the Fund's market price. The Fund may rely on a small number of third-party market makers to provide a market for the purchase and sale of shares. Any trading halt or other problem relating to the trading activity of these market makers could result in a dramatic change in the spread between the Fund's net asset value and the price at which the Fund's shares are trading on the Exchange, which could result in a decrease in value of the Fund's shares. This reduced effectiveness could result in Fund shares trading at a discount to net asset value and also in greater than normal intraday bid-ask spreads for Fund shares.

MARKET RISK. Market risk is the risk that a particular investment, or shares of the Fund in general, may fall in value. Securities are subject to market fluctuations caused by real or perceived adverse economic, political, and regulatory factors or market developments, changes in interest rates and perceived trends in securities prices. Shares of the Fund could decline in value or underperform other investments. In addition, local, regional or global events such as war, acts of terrorism, market manipulation, government defaults, government shutdowns, regulatory actions, political changes, diplomatic developments, the imposition of sanctions and other similar measures, spread of infectious diseases or other public health issues, recessions, natural disasters, or other events could have a significant negative impact on the Fund and its investments. Any of such circumstances could have a materially negative impact on the value of the Fund's shares, the liquidity of an investment, and may result in increased market volatility. During any such events, the Fund's shares may trade at increased premiums or discounts to their net asset value, the bid/ask spread on the Fund's shares may widen and the returns on investment may fluctuate.

NON-CORRELATION RISK. The Fund's return may not match the return of the Index for a number of reasons. The Fund incurs operating expenses not applicable to the Index, and may incur costs in buying and selling securities, especially when rebalancing the Fund's portfolio holdings to reflect changes in the composition of the Index. In addition, the Fund's portfolio holdings may not exactly replicate the securities included in the Index or the ratios between the securities included in the Index. Additionally, in order to comply with its investment strategies and policies, the Fund portfolio may deviate from the composition of the Index. Accordingly, the Fund's return may underperform the return of the Index.

OPERATIONAL RISK. The Fund is subject to risks arising from various operational factors, including, but not limited to, human error, processing and communication errors, errors of the Fund's service providers, counterparties or other third-parties, failed or inadequate processes and technology or systems failures. The Fund relies on third-parties for a range of services, including custody. Any delay or failure relating to engaging or maintaining such service providers may affect the Fund's ability to meet its investment objective. Although the Fund and the Fund's investment advisor seek to reduce these operational risks through controls and procedures, there is no way to completely protect against such risks.

PASSIVE INVESTMENT RISK. The Fund is not actively managed. The Fund invests in securities included in or representative of the Index regardless of investment merit. The Fund generally will not attempt to take defensive positions in declining markets. In the event that the Index is no longer calculated, the Index license is terminated or the identity or character of the Index is materially changed, the Fund will seek to engage a replacement index.

PORTFOLIO TURNOVER RISK. High portfolio turnover may result in the Fund paying higher levels of transaction costs and may generate greater tax liabilities for shareholders. Portfolio turnover risk may cause the Fund's performance to be less than expected.

PREMIUM/DISCOUNT RISK. The market price of the Fund's shares will generally fluctuate in accordance with changes in the Fund's net asset value as well as the relative supply of and demand for shares on the Exchange. The Fund's investment advisor cannot predict whether shares will trade below, at or above their net asset value because the shares trade on the Exchange at market prices and not at net asset value. Price differences may be due, in large part, to the fact that supply and demand forces at work in the secondary trading market for shares will be closely related, but not identical, to the same forces influencing the prices of the holdings of the Fund trading individually or in the aggregate at any point in time. However, given that shares can only be purchased and redeemed in Creation Units, and only to and from broker-dealers and large institutional investors that have entered into participation agreements (unlike shares of closed-end funds, which frequently trade at appreciable discounts from, and sometimes at premiums to, their net asset value), the Fund's investment advisor believes that large discounts or premiums to the net asset value of shares should not be sustained. During stressed market conditions, the market for the Fund's shares may become less liquid in response to deteriorating liquidity in the market for the Fund's underlying portfolio holdings, which could in turn lead to differences between the market price of the Fund's shares and their net asset value and the bid/ask spread on the Fund's shares may widen.

First Trust Consumer Discretionary AlphaDEX® Fund (FXD)

SMALLER COMPANIES RISK. Small and/or mid capitalization companies may be more vulnerable to adverse general market or economic developments, and their securities may be less liquid and may experience greater price volatility than larger, more established companies as a result of several factors, including limited trading volumes, fewer products or financial resources, management inexperience and less publicly available information. Accordingly, such companies are generally subject to greater market risk than larger, more established companies.

TRADING ISSUES RISK. Trading in Fund shares on the Exchange may be halted due to market conditions or for reasons that, in the view of the Exchange, make trading in shares inadvisable. In addition, trading in Fund shares on the Exchange is subject to trading halts caused by extraordinary market volatility pursuant to the Exchange's "circuit breaker" rules. There can be no assurance that the requirements of the Exchange necessary to maintain the listing of the Fund will continue to be met or will remain unchanged. The Fund may have difficulty maintaining its listing on the Exchange in the event the Fund's assets are small, the Fund does not have enough shareholders, or if the Fund is unable to proceed with creation and/or redemption orders.

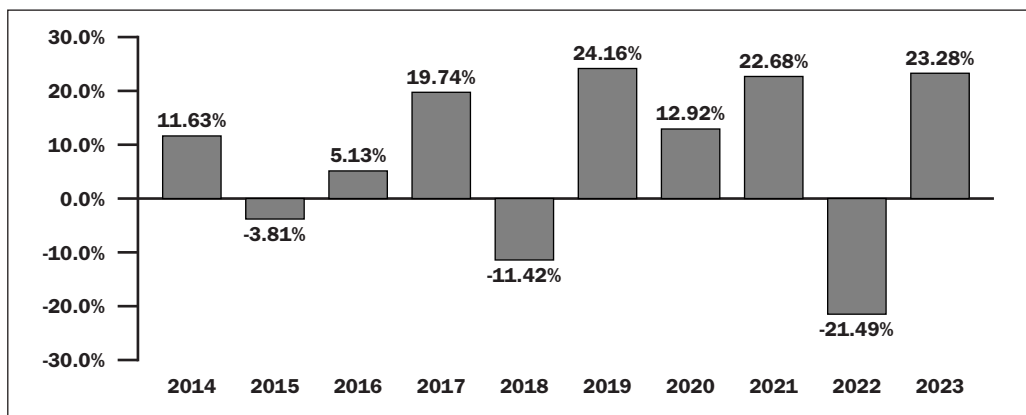
VALUE STOCKS INVESTMENT RISK. The intrinsic value of a stock with value characteristics may not be fully recognized by the market for a long time or a stock judged to be undervalued may actually be appropriately priced at a low level.

Annual Total Return

The bar chart and table below illustrate the annual calendar year returns of the Fund based on net asset value as well as the average annual Fund and Index returns. The bar chart and table provide an indication of the risks of investing in the Fund by showing changes in the Fund's performance from year-to-year and by showing how the Fund's average annual total returns based on net asset value compared to those of the Index, a broad-based market index and three market indices. The Fund's performance information is accessible on the Fund's website at <http://www.ftportfolios.com>.

With respect to the Russell 1000® Consumer Discretionary Index (formerly the Russell 1000® Consumer Discretionary and Services Index), on or about September 18, 2008, Russell Investment Group ("Russell") began calculating its Russell U.S. Indices using an enhanced Russell sector scheme, the Russell Global Sectors (the "RGS"). The RGS and the former U.S. sector scheme ran in tandem until June 30, 2009, when Russell officially transitioned to the RGS and ceased calculating its indices using the U.S. sector scheme. Consequently, performance data is not available for the Russell 1000® Consumer Discretionary Index for the "Since Inception" period set forth in the table because performance data does not exist using solely the U.S. sector scheme or alternatively, using solely the RGS.

First Trust Consumer Discretionary AlphaDEX® Fund Calendar Year Total Returns as of 12/31 ⁽¹⁾



(1) The Fund's calendar year-to-date total return based on net asset value for the period 12/31/23 to 09/30/24 was 8.06%.

During the periods shown in the chart above:

	Return	Period Ended
Best Quarter	38.85%	June 30, 2020
Worst Quarter	-40.28%	March 31, 2020
Year-to-Date	8.06%	September 30, 2024

The Fund's past performance (before and after taxes) is not necessarily an indication of how the Fund will perform in the future.

First Trust Consumer Discretionary AlphaDEX® Fund (FXD)

All after-tax returns are calculated using the historical highest individual federal marginal income tax rates and do not reflect the impact of any state or local tax. Returns after taxes on distributions reflect the taxed return on the payment of dividends and capital gains. Returns after taxes on distributions and sale of shares assume you sold your shares at period end, and, therefore, are also adjusted for any capital gains or losses incurred. Returns for an index do not include expenses, which are deducted from Fund returns, or taxes.

Your own actual after-tax returns will depend on your specific tax situation and may differ from what is shown here. After-tax returns are not relevant to investors who hold Fund shares in tax-deferred accounts such as individual retirement accounts (IRAs) or employee-sponsored retirement plans.

Average Annual Total Returns for the Periods Ended December 31, 2023

	1 Year	5 Years	10 Years	Since Inception	Inception Date
Return Before Taxes	23.28%	10.73%	7.14%	7.56%	5/8/2007
Return After Taxes on Distributions	22.90%	10.36%	6.76%	7.22%	
Return After Taxes on Distributions and Sale of Fund Shares	13.76%	8.34%	5.57%	6.15%	
StrataQuant® Consumer Discretionary Index (reflects no deduction for fees, expenses or taxes)	24.08%	11.42%	7.82%	8.30%	
Russell 1000® Index (reflects no deduction for fees, expenses or taxes)	26.53%	15.52%	11.80%	9.31%	
S&P 500® Consumer Discretionary Index (reflects no deduction for fees, expenses or taxes)	42.41%	13.73%	11.69%	11.08%	
Russell 1000® Consumer Discretionary Index ⁽¹⁾ (reflects no deduction for fees, expenses or taxes)	36.88%	14.10%	11.50%	N/A	
Russell 3000® Index (reflects no deduction for fees, expenses or taxes)	25.96%	15.16%	11.48%	9.15%	

(1) Performance data is not available for all the periods shown in the table for the index because performance data does not exist for some of the entire periods.

Management

Investment Advisor

First Trust Advisors L.P. (“First Trust” or the “Advisor”)

Portfolio Managers

The Fund’s portfolio is managed by a team (the “Investment Committee”) consisting of:

- Daniel J. Lindquist, Chairman of the Investment Committee and Managing Director of First Trust
- David G. McGarel, Chief Investment Officer, Chief Operating Officer and Managing Director of First Trust
- Jon C. Erickson, Senior Vice President of First Trust
- Roger F. Testin, Senior Vice President of First Trust
- Stan Ueland, Senior Vice President of First Trust
- Chris A. Peterson, Senior Vice President of First Trust
- Erik Russo, Vice President of First Trust

The Investment Committee members are primarily and jointly responsible for the day-to-day management of the Fund. Each Investment Committee member has served as a part of the portfolio management team of the Fund since 2007, except for Chris A. Peterson and Erik Russo who have served as part of the portfolio management team of the Fund since 2016 and 2020, respectively.

Purchase and Sale of Fund Shares

The Fund issues and redeems shares on a continuous basis, at net asset value, only in large blocks of shares called "Creation Units." Individual shares of the Fund may only be purchased and sold on the secondary market through a broker-dealer. Since shares of the Fund trade on securities exchanges in the secondary market at their market price rather than their net asset value, the Fund's shares may trade at a price greater than (premium) or less than (discount) the Fund's net asset value. An investor may incur costs attributable to the difference between the highest price a buyer is willing to pay to purchase shares of the Fund (bid) and the lowest price a seller is willing to accept for shares of the Fund (ask) when buying or selling shares in the secondary market (the "*bid-ask spread*"). Recent information, including the Fund's net asset value, market price, premiums and discounts, bid-ask spreads and the median bid-ask spread for the Fund's most recent fiscal year, is available online at <http://www.ftportfolios.com/Retail/etf/home.aspx>.

Tax Information

The Fund's distributions are taxable and will generally be taxed as ordinary income or capital gains. Distributions on shares held in a tax-deferred account, while not immediately taxable, will be subject to tax when the shares are no longer held in a tax-deferred account.

Payments to Broker-Dealers and Other Financial Intermediaries

If you purchase shares of the Fund through a broker-dealer, registered investment adviser, bank or other financial intermediary (collectively, "intermediaries"), First Trust and First Trust Portfolios L.P., the Fund's distributor, may pay the intermediary for the sale of Fund shares and related services. These payments may create a conflict of interest by influencing the broker-dealer or other intermediary and your salesperson to recommend the Fund over another investment. Ask your salesperson or visit your financial intermediary's website for more information.

SUMMARY INFORMATION

First Trust Consumer Staples AlphaDEX® Fund (FXG)

Investment Objective

The First Trust Consumer Staples AlphaDEX® Fund (the “Fund”) seeks investment results that correspond generally to the price and yield (before the Fund’s fees and expenses) of an equity index called the StrataQuant® Consumer Staples Index (the “Index”).

Fees and Expenses of the Fund

The following table describes the fees and expenses you may pay if you buy, hold and sell shares of the Fund. **Investors may pay other fees, such as brokerage commissions and other fees to financial intermediaries, which are not reflected in the table and example below.**

Shareholder Fees

(fees paid directly from your investment)

Maximum Sales Charge (Load) Imposed on Purchases (as a percentage of offering price)	None
--------------------------------------------------------------------------------------	------

Annual Fund Operating Expenses

(expenses that you pay each year as a percentage of the value of your investment)

Management Fees	0.50%
Distribution and Service (12b-1) Fees	0.00%
Other Expenses	0.12%
Total Annual Fund Operating Expenses	0.62%
Fee Waiver and Expense Reimbursement ⁽¹⁾	0.00%
Net Annual Fund Operating Expenses	0.62%

⁽¹⁾ First Trust Advisors L.P., the Fund’s investment advisor, has agreed to waive fees and/or reimburse Fund expenses to the extent that the operating expenses of the Fund (excluding interest expense, brokerage commissions and other trading expenses, taxes and extraordinary expenses) exceed 0.70% of its average daily net assets (the “Expense Cap”) at least through November 30, 2025. The agreement may be terminated by the Trust, on behalf of the Fund, at any time and by the Fund’s investment advisor only after November 30, 2025 upon 60 days’ written notice.

Example

The example below is intended to help you compare the cost of investing in the Fund with the cost of investing in other funds.

The example assumes that you invest \$10,000 in the Fund for the time periods indicated and then hold or sell all of your shares at the end of those periods. The example also assumes that your investment has a 5% return each year and that the Fund’s operating expenses remain at current levels. Although your actual costs may be higher or lower, based on these assumptions your costs would be:

	1 Year	3 Years	5 Years	10 Years
	\$63	\$199	\$346	\$774

Portfolio Turnover

The Fund pays transaction costs, such as commissions, when it buys and sells securities (or “turns over” its portfolio). A higher portfolio turnover rate may indicate higher transaction costs and may result in higher taxes when Fund shares are held in a taxable account. These costs, which are not reflected in annual fund operating expenses or in the example, affect the Fund’s performance. During the most recent fiscal year, the Fund’s portfolio turnover rate was 67% of the average value of its portfolio.

Principal Investment Strategies

The Fund will normally invest at least 90% of its net assets (including investment borrowings) in the securities that comprise the Index. The Fund, using an “indexing” investment approach, attempts to replicate, before fees and expenses, the performance of the Index. The Index is part of the “StrataQuant® Series,” a family of custom enhanced indices developed, maintained and owned by ICE Data Indices, LLC or its affiliates (“IDI” or the “Index Provider”). The Index Provider reserves the

First Trust Consumer Staples AlphaDEX® Fund (FXG)

right to, at any time, change the number of stocks comprising the Index by adding or deleting one or more stocks, or replacing one or more stocks contained in the Index with one or more substitute stocks of its choice, if in the Index Provider's discretion, such addition, deletion or substitution is necessary or appropriate to maintain the quality and/or character of the Index.

According to the Index Provider, the Index is a modified, equal-dollar weighted index designed to objectively identify and select stocks from the Russell 1000® Index in the consumer staples sector that have the potential for greater capital appreciation. The Index uses the AlphaDEX® selection methodology which aims to select securities that may generate positive alpha, or risk-adjusted returns, relative to traditional indices. Alpha is an indication of how much an investment outperforms or underperforms on a risk-adjusted basis relative to its benchmark. The Russell 1000® Index consists of approximately 1,000 of the largest stocks within the Russell 3000® Index. The Russell 3000® Index is constructed to represent approximately 98% of the investable U.S. equity market.

According to the Index Provider, security selection for the Index will be conducted in the following manner:

1. The selection universe for the Index begins with all stocks in the Russell 1000® Index that meet the Index Provider's share class and liquidity screens.
2. The stocks in the selection universe are ranked on both growth and value factors. Each stock is classified as either a value stock, a growth stock or a combination of growth and value, as determined by the Index Provider. A stock classified as a value stock will receive its value rank as its "selection score" and a stock classified as a growth stock will receive its growth rank as its "selection score." A stock classified as a combination of growth and value will receive the better of the two scores.
3. The selection universe is then divided into respective sectors as defined by the Index Provider. The component stocks contained in the sector for which the Fund is named are ranked according to their selection score from step 2.
4. The number of "selected stocks" for the relevant sector will be the greater of the top 75% of securities from step 3 or 40 stocks. The selected stocks are then split into quintiles based on their selection score, with higher scoring quintiles receiving a greater weight in the Index.

The Index is reconstituted and rebalanced quarterly and the Fund will make corresponding changes to its portfolio shortly after the Index changes are made public. The Index's quarterly rebalance and reconstitution schedule may cause the Fund to experience a higher rate of portfolio turnover. The Fund will be concentrated in an industry or a group of industries to the extent that the Index is so concentrated. As of October 31, 2024, the Index was composed of 40 securities with a market capitalization range of \$1.4 billion to \$281.34 billion. As of October 31, 2024, the Fund had significant investments in consumer staples companies. The Fund's investments will change as the Index changes and, as a result, the Fund may have significant investments in jurisdictions or investment sectors that it may not have had as of October 31, 2024. To the extent the Fund invests a significant portion of its assets in a given jurisdiction or investment sector, the Fund may be exposed to the risks associated with that jurisdiction or investment sector.

Principal Risks

You could lose money by investing in the Fund. An investment in the Fund is not a deposit of a bank and is not insured or guaranteed by the Federal Deposit Insurance Corporation or any other governmental agency. There can be no assurance that the Fund's investment objective will be achieved. The order of the below risk factors does not indicate the significance of any particular risk factor.

AUTHORIZED PARTICIPANT CONCENTRATION RISK. Only an authorized participant may engage in creation or redemption transactions directly with the Fund. A limited number of institutions act as authorized participants for the Fund. To the extent that these institutions exit the business or are unable to proceed with creation and/or redemption orders and no other authorized participant steps forward to create or redeem, the Fund's shares may trade at a premium or discount (the difference between the market price of the Fund's shares and the Fund's net asset value) and possibly face delisting and the bid/ask spread (the difference between the price that someone is willing to pay for shares of the Fund at a specific point in time versus the price at which someone is willing to sell) on the Fund's shares may widen.

CONSUMER STAPLES COMPANIES RISK. Consumer staples companies provide products directly to the consumer that are typically considered non-discretionary items based on consumer purchasing habits. Such products include food, beverages, household items and tobacco. Companies providing these products may be affected by the regulation of various product components and production methods, new laws, regulations or litigation, marketing campaigns, competitive pricing and other factors affecting consumer demand. Changes in the worldwide economy, demographics, consumer preferences, consumer

spending, exploration and production spending may adversely affect these companies, as well as natural and man-made disasters, political, social or labor unrest, world events and economic conditions.

CURRENT MARKET CONDITIONS RISK. Current market conditions risk is the risk that a particular investment, or shares of the Fund in general, may fall in value due to current market conditions. As a means to fight inflation, which remains at elevated levels, the Federal Reserve and certain foreign central banks have raised interest rates; however, the Federal Reserve has recently lowered interest rates and may continue to do so. U.S. regulators have proposed several changes to market and issuer regulations which would directly impact the Fund, and any regulatory changes could adversely impact the Fund's ability to achieve its investment strategies or make certain investments. Recent and potential future bank failures could result in disruption to the broader banking industry or markets generally and reduce confidence in financial institutions and the economy as a whole, which may also heighten market volatility and reduce liquidity. Additionally, challenges in commercial real estate markets, including rising interest rates, declining valuations and increasing vacancies, could have a broader impact on financial markets. The ongoing adversarial political climate in the United States, as well as political and diplomatic events both domestic and abroad, have and may continue to have an adverse impact the U.S. regulatory landscape, markets and investor behavior, which could have a negative impact on the Fund's investments and operations. The change in administration resulting from the 2024 United States national elections could result in significant impacts to international trade relations, tax and immigration policies, and other aspects of the national and international political and financial landscape, which could affect, among other things, inflation and the securities markets generally. Other unexpected political, regulatory and diplomatic events within the U.S. and abroad may affect investor and consumer confidence and may adversely impact financial markets and the broader economy. For example, ongoing armed conflicts between Russia and Ukraine in Europe and among Israel, Iran, Hamas and other militant groups in the Middle East, have caused and could continue to cause significant market disruptions and volatility within the markets in Russia, Europe, the Middle East and the United States. The hostilities and sanctions resulting from those hostilities have and could continue to have a significant impact on certain Fund investments as well as Fund performance and liquidity. The economies of the United States and its trading partners, as well as the financial markets generally, may be adversely impacted by trade disputes and other matters. For example, the United States has imposed trade barriers and restrictions on China. In addition, the Chinese government is engaged in a longstanding dispute with Taiwan, continually threatening an invasion. If the political climate between the United States and China does not improve or continues to deteriorate, if China were to attempt invading Taiwan, or if other geopolitical conflicts develop or worsen, economies, markets and individual securities may be adversely affected, and the value of the Fund's assets may go down. A public health crisis and the ensuing policies enacted by governments and central banks may cause significant volatility and uncertainty in global financial markets, negatively impacting global growth prospects. As the COVID-19 global pandemic illustrated, such events may affect certain geographic regions, countries, sectors and industries more significantly than others. Advancements in technology may also adversely impact markets and the overall performance of the Fund. For instance, the economy may be significantly impacted by the advanced development and increased regulation of artificial intelligence. Additionally, cyber security breaches of both government and non-government entities could have negative impacts on infrastructure and the ability of such entities, including the Fund, to operate properly. These events, and any other future events, may adversely affect the prices and liquidity of the Fund's portfolio investments and could result in disruptions in the trading markets.

CYBER SECURITY RISK. The Fund is susceptible to operational risks through breaches in cyber security. A breach in cyber security refers to both intentional and unintentional events that may cause the Fund to lose proprietary information, suffer data corruption or lose operational capacity. Such events could cause the Fund to incur regulatory penalties, reputational damage, additional compliance costs associated with corrective measures and/or financial loss. Cyber security breaches may involve unauthorized access to the Fund's digital information systems through "hacking" or malicious software coding but may also result from outside attacks such as denial-of-service attacks through efforts to make network services unavailable to intended users. In addition, cyber security breaches of the issuers of securities in which the Fund invests or the Fund's third-party service providers, such as its administrator, transfer agent, custodian, or sub-advisor, as applicable, can also subject the Fund to many of the same risks associated with direct cyber security breaches. Although the Fund has established risk management systems designed to reduce the risks associated with cyber security, there is no guarantee that such efforts will succeed, especially because the Fund does not directly control the cyber security systems of issuers or third-party service providers.

EQUITY SECURITIES RISK. The value of the Fund's shares will fluctuate with changes in the value of the equity securities in which it invests. Equity securities prices fluctuate for several reasons, including changes in investors' perceptions of the financial condition of an issuer or the general condition of the relevant equity market, such as market volatility, or when political or economic events affecting an issuer occur. Common stock prices may be particularly sensitive to rising interest rates, as the cost of capital rises and borrowing costs increase. Equity securities may decline significantly in price over short or extended

periods of time, and such declines may occur in the equity market as a whole, or they may occur in only a particular country, company, industry or sector of the market.

GROWTH STOCKS INVESTMENT RISK. Stocks exhibiting growth characteristics tend to be more volatile than certain other types of stocks and their prices usually fluctuate more dramatically than the overall stock market. A stock with growth characteristics can have sharp price declines due to decreases in current or expected earnings and may lack dividend payments that can help cushion its share price during declining markets.

INDEX CONCENTRATION RISK. The Fund will be concentrated in an industry or a group of industries to the extent that the Index is so concentrated. To the extent that the Fund invests a significant percentage of its assets in a single asset class or the securities of issuers within the same country, state, region, industry or sector, an adverse economic, business or political development may affect the value of the Fund's investments more than if the Fund were more broadly diversified. A significant exposure makes the Fund more susceptible to any single occurrence and may subject the Fund to greater market risk than a fund that is more broadly diversified. There may be instances in which the Index, for a variety of reasons including changes in the prices of individual securities held by the Fund, has a larger exposure to a small number of stocks or a single stock relative to the rest of the stocks in the Index. Under such circumstances, the Fund will not deviate from the Index except in rare circumstances or in an immaterial way and therefore the Fund's returns would be more greatly influenced by the returns of the stock(s) with the larger exposure.

INDEX OR MODEL CONSTITUENT RISK. The Fund may be a constituent of one or more indices or ETF models. As a result, the Fund may be included in one or more index-tracking exchange-traded funds or mutual funds. Being a component security of such a vehicle could greatly affect the trading activity involving the Fund's shares, the size of the Fund and the market volatility of the Fund. Inclusion in an index could increase demand for the Fund and removal from an index could result in outsized selling activity in a relatively short period of time. As a result, the Fund's net asset value could be negatively impacted and the Fund's market price may be below the Fund's net asset value during certain periods. In addition, index rebalances may potentially result in increased trading activity in the Fund's shares.

INDEX PROVIDER RISK. There is no assurance that the Index Provider, or any agents that act on its behalf, will compile the Index accurately, or that the Index will be determined, maintained, constructed, reconstituted, rebalanced, composed, calculated or disseminated accurately. The Index Provider and its agents do not provide any representation or warranty in relation to the quality, accuracy or completeness of data in the Index, and do not guarantee that the Index will be calculated in accordance with its stated methodology. The Advisor's mandate as described in this prospectus is to manage the Fund consistently with the Index provided by the Index Provider. The Advisor relies upon the Index provider and its agents to accurately compile, maintain, construct, reconstitute, rebalance, compose, calculate and disseminate the Index accurately. Therefore, losses or costs associated with any Index Provider or agent errors generally will be borne by the Fund and its shareholders. To correct any such error, the Index Provider or its agents may carry out an unscheduled rebalance of the Index or other modification of Index constituents or weightings. When the Fund in turn rebalances its portfolio, any transaction costs and market exposure arising from such portfolio rebalancing will be borne by the Fund and its shareholders. Unscheduled rebalances also expose the Fund to additional tracking error risk. Errors in respect of the quality, accuracy and completeness of the data used to compile the Index may occur from time to time and may not be identified and corrected by the Index Provider for a period of time or at all, particularly where the Index is less commonly used as a benchmark by funds or advisors. For example, during a period where the Index contains incorrect constituents, the Fund tracking the Index would have market exposure to such constituents and would be underexposed to the Index's other constituents. Such errors may negatively impact the Fund and its shareholders. The Index Provider and its agents rely on various sources of information to assess the criteria of issuers included in the Index, including information that may be based on assumptions and estimates. Neither the Fund nor the Advisor can offer assurances that the Index's calculation methodology or sources of information will provide an accurate assessment of included issuers. Unusual market conditions or issuer-specific events may cause the Index Provider to postpone a scheduled rebalance, exclude or substitute a security in the Index or undertake other measures which could cause the Index to vary from its normal or expected composition. The postponement of a scheduled rebalance in a time of market volatility could mean that constituents that would otherwise be removed at rebalance due to changes in market capitalizations, issuer credit ratings, or other reasons may remain, causing the performance and constituents of the Index to vary from those expected under normal conditions. Apart from scheduled rebalances, the Index Provider or its agents may carry out additional ad hoc rebalances to the Index due to unusual market conditions or in order, for example, to correct an error in the selection of index constituents.

MARKET MAKER RISK. The Fund faces numerous market trading risks, including the potential lack of an active market for Fund shares due to a limited number of market makers. Decisions by market makers or authorized participants to reduce

their role or step away from these activities in times of market stress could inhibit the effectiveness of the arbitrage process in maintaining the relationship between the underlying values of the Fund's portfolio securities and the Fund's market price. The Fund may rely on a small number of third-party market makers to provide a market for the purchase and sale of shares. Any trading halt or other problem relating to the trading activity of these market makers could result in a dramatic change in the spread between the Fund's net asset value and the price at which the Fund's shares are trading on the Exchange, which could result in a decrease in value of the Fund's shares. This reduced effectiveness could result in Fund shares trading at a discount to net asset value and also in greater than normal intraday bid-ask spreads for Fund shares.

MARKET RISK. Market risk is the risk that a particular investment, or shares of the Fund in general, may fall in value. Securities are subject to market fluctuations caused by real or perceived adverse economic, political, and regulatory factors or market developments, changes in interest rates and perceived trends in securities prices. Shares of the Fund could decline in value or underperform other investments. In addition, local, regional or global events such as war, acts of terrorism, market manipulation, government defaults, government shutdowns, regulatory actions, political changes, diplomatic developments, the imposition of sanctions and other similar measures, spread of infectious diseases or other public health issues, recessions, natural disasters, or other events could have a significant negative impact on the Fund and its investments. Any of such circumstances could have a materially negative impact on the value of the Fund's shares, the liquidity of an investment, and may result in increased market volatility. During any such events, the Fund's shares may trade at increased premiums or discounts to their net asset value, the bid/ask spread on the Fund's shares may widen and the returns on investment may fluctuate.

NON-CORRELATION RISK. The Fund's return may not match the return of the Index for a number of reasons. The Fund incurs operating expenses not applicable to the Index, and may incur costs in buying and selling securities, especially when rebalancing the Fund's portfolio holdings to reflect changes in the composition of the Index. In addition, the Fund's portfolio holdings may not exactly replicate the securities included in the Index or the ratios between the securities included in the Index. Additionally, in order to comply with its investment strategies and policies, the Fund portfolio may deviate from the composition of the Index. Accordingly, the Fund's return may underperform the return of the Index.

OPERATIONAL RISK. The Fund is subject to risks arising from various operational factors, including, but not limited to, human error, processing and communication errors, errors of the Fund's service providers, counterparties or other third-parties, failed or inadequate processes and technology or systems failures. The Fund relies on third-parties for a range of services, including custody. Any delay or failure relating to engaging or maintaining such service providers may affect the Fund's ability to meet its investment objective. Although the Fund and the Fund's investment advisor seek to reduce these operational risks through controls and procedures, there is no way to completely protect against such risks.

PASSIVE INVESTMENT RISK. The Fund is not actively managed. The Fund invests in securities included in or representative of the Index regardless of investment merit. The Fund generally will not attempt to take defensive positions in declining markets. In the event that the Index is no longer calculated, the Index license is terminated or the identity or character of the Index is materially changed, the Fund will seek to engage a replacement index.

PORTFOLIO TURNOVER RISK. High portfolio turnover may result in the Fund paying higher levels of transaction costs and may generate greater tax liabilities for shareholders. Portfolio turnover risk may cause the Fund's performance to be less than expected.

PREMIUM/DISCOUNT RISK. The market price of the Fund's shares will generally fluctuate in accordance with changes in the Fund's net asset value as well as the relative supply of and demand for shares on the Exchange. The Fund's investment advisor cannot predict whether shares will trade below, at or above their net asset value because the shares trade on the Exchange at market prices and not at net asset value. Price differences may be due, in large part, to the fact that supply and demand forces at work in the secondary trading market for shares will be closely related, but not identical, to the same forces influencing the prices of the holdings of the Fund trading individually or in the aggregate at any point in time. However, given that shares can only be purchased and redeemed in Creation Units, and only to and from broker-dealers and large institutional investors that have entered into participation agreements (unlike shares of closed-end funds, which frequently trade at appreciable discounts from, and sometimes at premiums to, their net asset value), the Fund's investment advisor believes that large discounts or premiums to the net asset value of shares should not be sustained. During stressed market conditions, the market for the Fund's shares may become less liquid in response to deteriorating liquidity in the market for the Fund's underlying portfolio holdings, which could in turn lead to differences between the market price of the Fund's shares and their net asset value and the bid/ask spread on the Fund's shares may widen.

First Trust Consumer Staples AlphaDEX® Fund (FXG)

SMALLER COMPANIES RISK. Small and/or mid capitalization companies may be more vulnerable to adverse general market or economic developments, and their securities may be less liquid and may experience greater price volatility than larger, more established companies as a result of several factors, including limited trading volumes, fewer products or financial resources, management inexperience and less publicly available information. Accordingly, such companies are generally subject to greater market risk than larger, more established companies.

TRADING ISSUES RISK. Trading in Fund shares on the Exchange may be halted due to market conditions or for reasons that, in the view of the Exchange, make trading in shares inadvisable. In addition, trading in Fund shares on the Exchange is subject to trading halts caused by extraordinary market volatility pursuant to the Exchange's "circuit breaker" rules. There can be no assurance that the requirements of the Exchange necessary to maintain the listing of the Fund will continue to be met or will remain unchanged. The Fund may have difficulty maintaining its listing on the Exchange in the event the Fund's assets are small, the Fund does not have enough shareholders, or if the Fund is unable to proceed with creation and/or redemption orders.

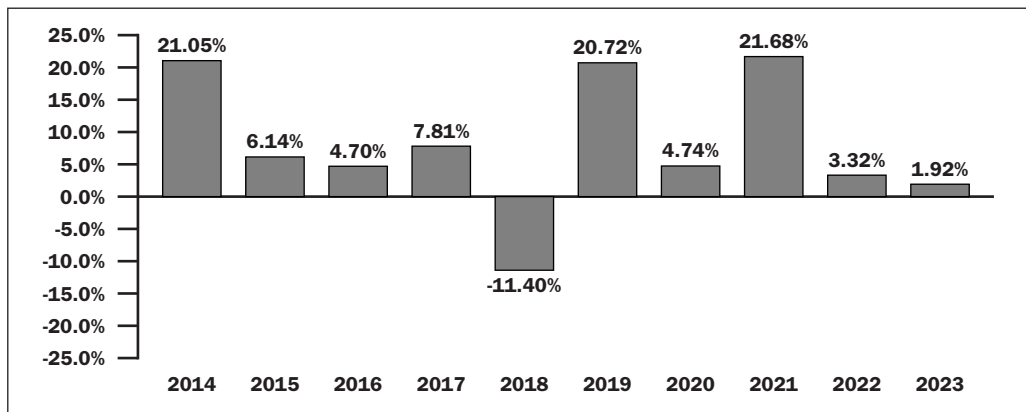
VALUE STOCKS INVESTMENT RISK. The intrinsic value of a stock with value characteristics may not be fully recognized by the market for a long time or a stock judged to be undervalued may actually be appropriately priced at a low level.

Annual Total Return

The bar chart and table below illustrate the annual calendar year returns of the Fund based on net asset value as well as the average annual Fund and Index returns. The bar chart and table provide an indication of the risks of investing in the Fund by showing changes in the Fund's performance from year-to-year and by showing how the Fund's average annual total returns based on net asset value compared to those of the Index, a broad-based market index and three market indices. The Fund's performance information is accessible on the Fund's website at <http://www.ftportfolios.com>.

With respect to the Russell 1000® Consumer Staples Index, on or about September 18, 2008, Russell Investment Group ("Russell") began calculating its Russell U.S. Indices using an enhanced Russell sector scheme, the Russell Global Sectors (the "RGS"). The RGS and the former U.S. sector scheme ran in tandem until June 30, 2009, when Russell officially transitioned to the RGS and ceased calculating its indices using the U.S. sector scheme. Consequently, performance data is not available for the Russell 1000® Consumer Staples Index for the "Since Inception" period set forth in the table because performance data does not exist using solely the U.S. sector scheme or alternatively, using solely the RGS.

First Trust Consumer Staples AlphaDEX® Fund Calendar Year Total Returns as of 12/31 ⁽¹⁾



(1) The Fund's calendar year-to-date total return based on net asset value for the period 12/31/23 to 09/30/24 was 9.53%.

During the periods shown in the chart above:

	Return	Period Ended
Best Quarter	15.54%	June 30, 2020
Worst Quarter	-19.62%	March 31, 2020
Year-to-Date	9.53%	September 30, 2024

The Fund's past performance (before and after taxes) is not necessarily an indication of how the Fund will perform in the future.

First Trust Consumer Staples AlphaDEX® Fund (FXG)

All after-tax returns are calculated using the historical highest individual federal marginal income tax rates and do not reflect the impact of any state or local tax. Returns after taxes on distributions reflect the taxed return on the payment of dividends and capital gains. Returns after taxes on distributions and sale of shares assume you sold your shares at period end, and, therefore, are also adjusted for any capital gains or losses incurred. Returns for an index do not include expenses, which are deducted from Fund returns, or taxes.

Your own actual after-tax returns will depend on your specific tax situation and may differ from what is shown here. After-tax returns are not relevant to investors who hold Fund shares in tax-deferred accounts such as individual retirement accounts (IRAs) or employee-sponsored retirement plans.

Average Annual Total Returns for the Periods Ended December 31, 2023

	1 Year	5 Years	10 Years	Since Inception	Inception Date
Return Before Taxes	1.92%	10.13%	7.61%	8.73%	5/8/2007
Return After Taxes on Distributions	1.33%	9.41%	6.88%	8.09%	
Return After Taxes on Distributions and Sale of Fund Shares	1.13%	7.68%	5.78%	7.03%	
StrataQuant® Consumer Staples Index (reflects no deduction for fees, expenses or taxes)	2.50%	10.79%	8.28%	9.48%	
Russell 1000® Index (reflects no deduction for fees, expenses or taxes)	26.53%	15.52%	11.80%	9.31%	
S&P 500® Consumer Staples Index (reflects no deduction for fees, expenses or taxes)	0.52%	10.86%	8.54%	9.23%	
Russell 1000® Consumer Staples Index ⁽¹⁾ (reflects no deduction for fees, expenses or taxes)	-2.59%	9.65%	7.70%	N/A	
Russell 3000® Index (reflects no deduction for fees, expenses or taxes)	25.96%	15.16%	11.48%	9.15%	

(1) Performance data is not available for all the periods shown in the table for the index because performance data does not exist for some of the entire periods.

Management

Investment Advisor

First Trust Advisors L.P. ("First Trust" or the "Advisor")

Portfolio Managers

The Fund's portfolio is managed by a team (the "Investment Committee") consisting of:

- Daniel J. Lindquist, Chairman of the Investment Committee and Managing Director of First Trust
- David G. McGarel, Chief Investment Officer, Chief Operating Officer and Managing Director of First Trust
- Jon C. Erickson, Senior Vice President of First Trust
- Roger F. Testin, Senior Vice President of First Trust
- Stan Ueland, Senior Vice President of First Trust
- Chris A. Peterson, Senior Vice President of First Trust
- Erik Russo, Vice President of First Trust

The Investment Committee members are primarily and jointly responsible for the day-to-day management of the Fund. Each Investment Committee member has served as a part of the portfolio management team of the Fund since 2007, except for Chris A. Peterson and Erik Russo who have served as part of the portfolio management team of the Fund since 2016 and 2020, respectively.

Purchase and Sale of Fund Shares

The Fund issues and redeems shares on a continuous basis, at net asset value, only in large blocks of shares called "Creation Units." Individual shares of the Fund may only be purchased and sold on the secondary market through a broker-dealer. Since shares of the Fund trade on securities exchanges in the secondary market at their market price rather than their net asset value, the Fund's shares may trade at a price greater than (premium) or less than (discount) the Fund's net asset value. An investor may incur costs attributable to the difference between the highest price a buyer is willing to pay to purchase shares of the Fund (bid) and the lowest price a seller is willing to accept for shares of the Fund (ask) when buying or selling shares in the secondary market (the "*bid-ask spread*"). Recent information, including the Fund's net asset value, market price, premiums and discounts, bid-ask spreads and the median bid-ask spread for the Fund's most recent fiscal year, is available online at <http://www.ftportfolios.com/Retail/etf/home.aspx>.

Tax Information

The Fund's distributions are taxable and will generally be taxed as ordinary income or capital gains. Distributions on shares held in a tax-deferred account, while not immediately taxable, will be subject to tax when the shares are no longer held in a tax-deferred account.

Payments to Broker-Dealers and Other Financial Intermediaries

If you purchase shares of the Fund through a broker-dealer, registered investment adviser, bank or other financial intermediary (collectively, "intermediaries"), First Trust and First Trust Portfolios L.P., the Fund's distributor, may pay the intermediary for the sale of Fund shares and related services. These payments may create a conflict of interest by influencing the broker-dealer or other intermediary and your salesperson to recommend the Fund over another investment. Ask your salesperson or visit your financial intermediary's website for more information.

SUMMARY INFORMATION

First Trust Energy AlphaDEX® Fund (FXN)

Investment Objective

The First Trust Energy AlphaDEX® Fund (the "Fund") seeks investment results that correspond generally to the price and yield (before the Fund's fees and expenses) of an equity index called the StrataQuant® Energy Index (the "Index").

Fees and Expenses of the Fund

The following table describes the fees and expenses you may pay if you buy, hold and sell shares of the Fund. **Investors may pay other fees, such as brokerage commissions and other fees to financial intermediaries, which are not reflected in the table and example below.**

Shareholder Fees

(fees paid directly from your investment)

Maximum Sales Charge (Load) Imposed on Purchases (as a percentage of offering price)	None
--------------------------------------------------------------------------------------	------

Annual Fund Operating Expenses

(expenses that you pay each year as a percentage of the value of your investment)

Management Fees	0.50%
Distribution and Service (12b-1) Fees	0.00%
Other Expenses	0.11%
Total Annual Fund Operating Expenses	0.61%
Fee Waiver and Expense Reimbursement ⁽¹⁾	0.00%
Net Annual Fund Operating Expenses	0.61%

⁽¹⁾ First Trust Advisors L.P., the Fund's investment advisor, has agreed to waive fees and/or reimburse Fund expenses to the extent that the operating expenses of the Fund (excluding interest expense, brokerage commissions and other trading expenses, taxes and extraordinary expenses) exceed 0.70% of its average daily net assets (the "Expense Cap") at least through November 30, 2025. The agreement may be terminated by the Trust, on behalf of the Fund, at any time and by the Fund's investment advisor only after November 30, 2025 upon 60 days' written notice.

Example

The example below is intended to help you compare the cost of investing in the Fund with the cost of investing in other funds.

The example assumes that you invest \$10,000 in the Fund for the time periods indicated and then hold or sell all of your shares at the end of those periods. The example also assumes that your investment has a 5% return each year and that the Fund's operating expenses remain at current levels. Although your actual costs may be higher or lower, based on these assumptions your costs would be:

1 Year	3 Years	5 Years	10 Years
\$62	\$195	\$340	\$762

Portfolio Turnover

The Fund pays transaction costs, such as commissions, when it buys and sells securities (or "turns over" its portfolio). A higher portfolio turnover rate may indicate higher transaction costs and may result in higher taxes when Fund shares are held in a taxable account. These costs, which are not reflected in annual fund operating expenses or in the example, affect the Fund's performance. During the most recent fiscal year, the Fund's portfolio turnover rate was 60% of the average value of its portfolio.

Principal Investment Strategies

The Fund will normally invest at least 90% of its net assets (including investment borrowings) in the securities that comprise the Index. The Fund, using an "indexing" investment approach, attempts to replicate, before fees and expenses, the performance of the Index. The Index is part of the "StrataQuant® Series," a family of custom enhanced indices developed, maintained and owned by ICE Data Indices, LLC or its affiliates ("IDI" or the "Index Provider"). The Index Provider reserves the right to, at any time, change the number of stocks comprising the Index by adding or deleting one or more stocks, or replacing

First Trust Energy AlphaDEX® Fund (FXN)

one or more stocks contained in the Index with one or more substitute stocks of its choice, if in the Index Provider's discretion, such addition, deletion or substitution is necessary or appropriate to maintain the quality and/or character of the Index.

According to the Index Provider, the Index is a modified, equal-dollar weighted index designed to objectively identify and select stocks from the Russell 1000® Index in the energy sector that have the potential for greater capital appreciation. The Index uses the AlphaDEX® selection methodology which aims to select securities that may generate positive alpha, or risk-adjusted returns, relative to traditional indices. Alpha is an indication of how much an investment outperforms or underperforms on a risk-adjusted basis relative to its benchmark. The Russell 1000® Index consists of approximately 1,000 of the largest stocks within the Russell 3000® Index. The Russell 3000® Index is constructed to represent approximately 98% of the investable U.S. equity market.

According to the Index Provider, security selection for the Index will be conducted in the following manner:

1. The selection universe for the Index begins with all stocks in the Russell 1000® Index that meet the Index Provider's share class and liquidity screens.
2. The stocks in the selection universe are ranked on both growth and value factors. Each stock is classified as either a value stock, a growth stock or a combination of growth and value, as determined by the Index Provider. A stock classified as a value stock will receive its value rank as its "selection score" and a stock classified as a growth stock will receive its growth rank as its "selection score." A stock classified as a combination of growth and value will receive the better of the two scores.
3. The selection universe is then divided into respective sectors as defined by the Index Provider. The component stocks contained in the sector for which the Fund is named are ranked according to their selection score from step 2.
4. The number of "selected stocks" for the relevant sector will be the greater of the top 75% of securities from step 3 or 40 stocks. The selected stocks are then split into quintiles based on their selection score, with higher scoring quintiles receiving a greater weight in the Index.

The Index is reconstituted and rebalanced quarterly and the Fund will make corresponding changes to its portfolio shortly after the Index changes are made public. The Index's quarterly rebalance and reconstitution schedule may cause the Fund to experience a higher rate of portfolio turnover. The Fund will be concentrated in an industry or a group of industries to the extent that the Index is so concentrated. As of October 31, 2024, the Index was composed of 40 securities with a market capitalization range of \$2.11 billion to \$518.83 billion. As of October 31, 2024, the Fund had significant investments in energy companies. The Fund's investments will change as the Index changes and, as a result, the Fund may have significant investments in jurisdictions or investment sectors that it may not have had as of October 31, 2024. To the extent the Fund invests a significant portion of its assets in a given jurisdiction or investment sector, the Fund may be exposed to the risks associated with that jurisdiction or investment sector.

Principal Risks

You could lose money by investing in the Fund. An investment in the Fund is not a deposit of a bank and is not insured or guaranteed by the Federal Deposit Insurance Corporation or any other governmental agency. There can be no assurance that the Fund's investment objective will be achieved. The order of the below risk factors does not indicate the significance of any particular risk factor.

AUTHORIZED PARTICIPANT CONCENTRATION RISK. Only an authorized participant may engage in creation or redemption transactions directly with the Fund. A limited number of institutions act as authorized participants for the Fund. To the extent that these institutions exit the business or are unable to proceed with creation and/or redemption orders and no other authorized participant steps forward to create or redeem, the Fund's shares may trade at a premium or discount (the difference between the market price of the Fund's shares and the Fund's net asset value) and possibly face delisting and the bid/ask spread (the difference between the price that someone is willing to pay for shares of the Fund at a specific point in time versus the price at which someone is willing to sell) on the Fund's shares may widen.

CURRENT MARKET CONDITIONS RISK. Current market conditions risk is the risk that a particular investment, or shares of the Fund in general, may fall in value due to current market conditions. As a means to fight inflation, which remains at elevated levels, the Federal Reserve and certain foreign central banks have raised interest rates; however, the Federal Reserve has recently lowered interest rates and may continue to do so. U.S. regulators have proposed several changes to market and issuer regulations which would directly impact the Fund, and any regulatory changes could adversely impact the Fund's ability to achieve its investment strategies or make certain investments. Recent and potential future bank failures could result in

disruption to the broader banking industry or markets generally and reduce confidence in financial institutions and the economy as a whole, which may also heighten market volatility and reduce liquidity. Additionally, challenges in commercial real estate markets, including rising interest rates, declining valuations and increasing vacancies, could have a broader impact on financial markets. The ongoing adversarial political climate in the United States, as well as political and diplomatic events both domestic and abroad, have and may continue to have an adverse impact the U.S. regulatory landscape, markets and investor behavior, which could have a negative impact on the Fund's investments and operations. The change in administration resulting from the 2024 United States national elections could result in significant impacts to international trade relations, tax and immigration policies, and other aspects of the national and international political and financial landscape, which could affect, among other things, inflation and the securities markets generally. Other unexpected political, regulatory and diplomatic events within the U.S. and abroad may affect investor and consumer confidence and may adversely impact financial markets and the broader economy. For example, ongoing armed conflicts between Russia and Ukraine in Europe and among Israel, Iran, Hamas and other militant groups in the Middle East, have caused and could continue to cause significant market disruptions and volatility within the markets in Russia, Europe, the Middle East and the United States. The hostilities and sanctions resulting from those hostilities have and could continue to have a significant impact on certain Fund investments as well as Fund performance and liquidity. The economies of the United States and its trading partners, as well as the financial markets generally, may be adversely impacted by trade disputes and other matters. For example, the United States has imposed trade barriers and restrictions on China. In addition, the Chinese government is engaged in a longstanding dispute with Taiwan, continually threatening an invasion. If the political climate between the United States and China does not improve or continues to deteriorate, if China were to attempt invading Taiwan, or if other geopolitical conflicts develop or worsen, economies, markets and individual securities may be adversely affected, and the value of the Fund's assets may go down. A public health crisis and the ensuing policies enacted by governments and central banks may cause significant volatility and uncertainty in global financial markets, negatively impacting global growth prospects. As the COVID-19 global pandemic illustrated, such events may affect certain geographic regions, countries, sectors and industries more significantly than others. Advancements in technology may also adversely impact markets and the overall performance of the Fund. For instance, the economy may be significantly impacted by the advanced development and increased regulation of artificial intelligence. Additionally, cyber security breaches of both government and non-government entities could have negative impacts on infrastructure and the ability of such entities, including the Fund, to operate properly. These events, and any other future events, may adversely affect the prices and liquidity of the Fund's portfolio investments and could result in disruptions in the trading markets.

CYBER SECURITY RISK. The Fund is susceptible to operational risks through breaches in cyber security. A breach in cyber security refers to both intentional and unintentional events that may cause the Fund to lose proprietary information, suffer data corruption or lose operational capacity. Such events could cause the Fund to incur regulatory penalties, reputational damage, additional compliance costs associated with corrective measures and/or financial loss. Cyber security breaches may involve unauthorized access to the Fund's digital information systems through "hacking" or malicious software coding but may also result from outside attacks such as denial-of-service attacks through efforts to make network services unavailable to intended users. In addition, cyber security breaches of the issuers of securities in which the Fund invests or the Fund's third-party service providers, such as its administrator, transfer agent, custodian, or sub-advisor, as applicable, can also subject the Fund to many of the same risks associated with direct cyber security breaches. Although the Fund has established risk management systems designed to reduce the risks associated with cyber security, there is no guarantee that such efforts will succeed, especially because the Fund does not directly control the cyber security systems of issuers or third-party service providers.

ENERGY COMPANIES RISK. The success of energy companies may be cyclical and highly dependent on energy prices. The market value of securities issued by energy companies may decline for many reasons, including, among other things, changes in the levels and volatility of global energy prices, energy supply and demand, capital expenditures on exploration and production of energy sources, exchange rates, interest rates, economic conditions, tax treatment, energy conservation efforts, increased competition and technological advances. Energy companies may be subject to substantial government regulation and contractual fixed pricing, which may increase the cost of doing business and limit the earnings of these companies. A significant portion of the revenues of energy companies may depend on a relatively small number of customers, including governmental entities and utilities. As a result, governmental budget constraints may have a material adverse effect on the stock prices of energy companies. Energy companies may also operate in, or engage in transactions involving, countries with less developed regulatory regimes or a history of expropriation, nationalization or other adverse policies. Energy companies also face a significant risk of liability from accidents resulting in injury or loss of life or property, pollution or other environmental problems, equipment malfunctions or mishandling of materials and a risk of loss from terrorism, political strife or natural disasters.

EQUITY SECURITIES RISK. The value of the Fund's shares will fluctuate with changes in the value of the equity securities in which it invests. Equity securities prices fluctuate for several reasons, including changes in investors' perceptions of the financial condition of an issuer or the general condition of the relevant equity market, such as market volatility, or when political or economic events affecting an issuer occur. Common stock prices may be particularly sensitive to rising interest rates, as the cost of capital rises and borrowing costs increase. Equity securities may decline significantly in price over short or extended periods of time, and such declines may occur in the equity market as a whole, or they may occur in only a particular country, company, industry or sector of the market.

GROWTH STOCKS INVESTMENT RISK. Stocks exhibiting growth characteristics tend to be more volatile than certain other types of stocks and their prices usually fluctuate more dramatically than the overall stock market. A stock with growth characteristics can have sharp price declines due to decreases in current or expected earnings and may lack dividend payments that can help cushion its share price during declining markets.

INDEX CONCENTRATION RISK. The Fund will be concentrated in an industry or a group of industries to the extent that the Index is so concentrated. To the extent that the Fund invests a significant percentage of its assets in a single asset class or the securities of issuers within the same country, state, region, industry or sector, an adverse economic, business or political development may affect the value of the Fund's investments more than if the Fund were more broadly diversified. A significant exposure makes the Fund more susceptible to any single occurrence and may subject the Fund to greater market risk than a fund that is more broadly diversified. There may be instances in which the Index, for a variety of reasons including changes in the prices of individual securities held by the Fund, has a larger exposure to a small number of stocks or a single stock relative to the rest of the stocks in the Index. Under such circumstances, the Fund will not deviate from the Index except in rare circumstances or in an immaterial way and therefore the Fund's returns would be more greatly influenced by the returns of the stock(s) with the larger exposure.

INDEX OR MODEL CONSTITUENT RISK. The Fund may be a constituent of one or more indices or ETF models. As a result, the Fund may be included in one or more index-tracking exchange-traded funds or mutual funds. Being a component security of such a vehicle could greatly affect the trading activity involving the Fund's shares, the size of the Fund and the market volatility of the Fund. Inclusion in an index could increase demand for the Fund and removal from an index could result in outsized selling activity in a relatively short period of time. As a result, the Fund's net asset value could be negatively impacted and the Fund's market price may be below the Fund's net asset value during certain periods. In addition, index rebalances may potentially result in increased trading activity in the Fund's shares.

INDEX PROVIDER RISK. There is no assurance that the Index Provider, or any agents that act on its behalf, will compile the Index accurately, or that the Index will be determined, maintained, constructed, reconstituted, rebalanced, composed, calculated or disseminated accurately. The Index Provider and its agents do not provide any representation or warranty in relation to the quality, accuracy or completeness of data in the Index, and do not guarantee that the Index will be calculated in accordance with its stated methodology. The Advisor's mandate as described in this prospectus is to manage the Fund consistently with the Index provided by the Index Provider. The Advisor relies upon the Index provider and its agents to accurately compile, maintain, construct, reconstitute, rebalance, compose, calculate and disseminate the Index accurately. Therefore, losses or costs associated with any Index Provider or agent errors generally will be borne by the Fund and its shareholders. To correct any such error, the Index Provider or its agents may carry out an unscheduled rebalance of the Index or other modification of Index constituents or weightings. When the Fund in turn rebalances its portfolio, any transaction costs and market exposure arising from such portfolio rebalancing will be borne by the Fund and its shareholders. Unscheduled rebalances also expose the Fund to additional tracking error risk. Errors in respect of the quality, accuracy and completeness of the data used to compile the Index may occur from time to time and may not be identified and corrected by the Index Provider for a period of time or at all, particularly where the Index is less commonly used as a benchmark by funds or advisors. For example, during a period where the Index contains incorrect constituents, the Fund tracking the Index would have market exposure to such constituents and would be underexposed to the Index's other constituents. Such errors may negatively impact the Fund and its shareholders. The Index Provider and its agents rely on various sources of information to assess the criteria of issuers included in the Index, including information that may be based on assumptions and estimates. Neither the Fund nor the Advisor can offer assurances that the Index's calculation methodology or sources of information will provide an accurate assessment of included issuers. Unusual market conditions or issuer-specific events may cause the Index Provider to postpone a scheduled rebalance, exclude or substitute a security in the Index or undertake other measures which could cause the Index to vary from its normal or expected composition. The postponement of a scheduled rebalance in a time of market volatility could mean that constituents that would otherwise be removed at rebalance due to changes in market capitalizations, issuer credit ratings, or other reasons may remain, causing the performance and constituents of the Index to vary from those expected

under normal conditions. Apart from scheduled rebalances, the Index Provider or its agents may carry out additional ad hoc rebalances to the Index due to unusual market conditions or in order, for example, to correct an error in the selection of index constituents.

MARKET MAKER RISK. The Fund faces numerous market trading risks, including the potential lack of an active market for Fund shares due to a limited number of market makers. Decisions by market makers or authorized participants to reduce their role or step away from these activities in times of market stress could inhibit the effectiveness of the arbitrage process in maintaining the relationship between the underlying values of the Fund's portfolio securities and the Fund's market price. The Fund may rely on a small number of third-party market makers to provide a market for the purchase and sale of shares. Any trading halt or other problem relating to the trading activity of these market makers could result in a dramatic change in the spread between the Fund's net asset value and the price at which the Fund's shares are trading on the Exchange, which could result in a decrease in value of the Fund's shares. This reduced effectiveness could result in Fund shares trading at a discount to net asset value and also in greater than normal intraday bid-ask spreads for Fund shares.

MARKET RISK. Market risk is the risk that a particular investment, or shares of the Fund in general, may fall in value. Securities are subject to market fluctuations caused by real or perceived adverse economic, political, and regulatory factors or market developments, changes in interest rates and perceived trends in securities prices. Shares of the Fund could decline in value or underperform other investments. In addition, local, regional or global events such as war, acts of terrorism, market manipulation, government defaults, government shutdowns, regulatory actions, political changes, diplomatic developments, the imposition of sanctions and other similar measures, spread of infectious diseases or other public health issues, recessions, natural disasters, or other events could have a significant negative impact on the Fund and its investments. Any of such circumstances could have a materially negative impact on the value of the Fund's shares, the liquidity of an investment, and may result in increased market volatility. During any such events, the Fund's shares may trade at increased premiums or discounts to their net asset value, the bid/ask spread on the Fund's shares may widen and the returns on investment may fluctuate.

NON-CORRELATION RISK. The Fund's return may not match the return of the Index for a number of reasons. The Fund incurs operating expenses not applicable to the Index, and may incur costs in buying and selling securities, especially when rebalancing the Fund's portfolio holdings to reflect changes in the composition of the Index. In addition, the Fund's portfolio holdings may not exactly replicate the securities included in the Index or the ratios between the securities included in the Index. Additionally, in order to comply with its investment strategies and policies, the Fund portfolio may deviate from the composition of the Index. Accordingly, the Fund's return may underperform the return of the Index.

OPERATIONAL RISK. The Fund is subject to risks arising from various operational factors, including, but not limited to, human error, processing and communication errors, errors of the Fund's service providers, counterparties or other third-parties, failed or inadequate processes and technology or systems failures. The Fund relies on third-parties for a range of services, including custody. Any delay or failure relating to engaging or maintaining such service providers may affect the Fund's ability to meet its investment objective. Although the Fund and the Fund's investment advisor seek to reduce these operational risks through controls and procedures, there is no way to completely protect against such risks.

PASSIVE INVESTMENT RISK. The Fund is not actively managed. The Fund invests in securities included in or representative of the Index regardless of investment merit. The Fund generally will not attempt to take defensive positions in declining markets. In the event that the Index is no longer calculated, the Index license is terminated or the identity or character of the Index is materially changed, the Fund will seek to engage a replacement index.

PORTFOLIO TURNOVER RISK. High portfolio turnover may result in the Fund paying higher levels of transaction costs and may generate greater tax liabilities for shareholders. Portfolio turnover risk may cause the Fund's performance to be less than expected.

PREMIUM/DISCOUNT RISK. The market price of the Fund's shares will generally fluctuate in accordance with changes in the Fund's net asset value as well as the relative supply of and demand for shares on the Exchange. The Fund's investment advisor cannot predict whether shares will trade below, at or above their net asset value because the shares trade on the Exchange at market prices and not at net asset value. Price differences may be due, in large part, to the fact that supply and demand forces at work in the secondary trading market for shares will be closely related, but not identical, to the same forces influencing the prices of the holdings of the Fund trading individually or in the aggregate at any point in time. However, given that shares can only be purchased and redeemed in Creation Units, and only to and from broker-dealers and large institutional investors that have entered into participation agreements (unlike shares of closed-end funds, which frequently trade at appreciable discounts from, and sometimes at premiums to, their net asset value), the Fund's investment advisor believes that large

First Trust Energy AlphaDEX® Fund (FXN)

discounts or premiums to the net asset value of shares should not be sustained. During stressed market conditions, the market for the Fund's shares may become less liquid in response to deteriorating liquidity in the market for the Fund's underlying portfolio holdings, which could in turn lead to differences between the market price of the Fund's shares and their net asset value and the bid/ask spread on the Fund's shares may widen.

SMALLER COMPANIES RISK. Small and/or mid capitalization companies may be more vulnerable to adverse general market or economic developments, and their securities may be less liquid and may experience greater price volatility than larger, more established companies as a result of several factors, including limited trading volumes, fewer products or financial resources, management inexperience and less publicly available information. Accordingly, such companies are generally subject to greater market risk than larger, more established companies.

TRADING ISSUES RISK. Trading in Fund shares on the Exchange may be halted due to market conditions or for reasons that, in the view of the Exchange, make trading in shares inadvisable. In addition, trading in Fund shares on the Exchange is subject to trading halts caused by extraordinary market volatility pursuant to the Exchange's "circuit breaker" rules. There can be no assurance that the requirements of the Exchange necessary to maintain the listing of the Fund will continue to be met or will remain unchanged. The Fund may have difficulty maintaining its listing on the Exchange in the event the Fund's assets are small, the Fund does not have enough shareholders, or if the Fund is unable to proceed with creation and/or redemption orders.

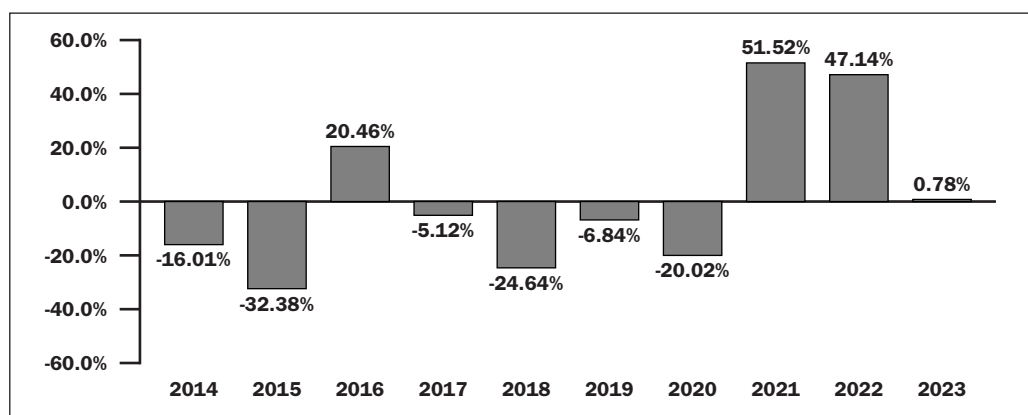
VALUE STOCKS INVESTMENT RISK. The intrinsic value of a stock with value characteristics may not be fully recognized by the market for a long time or a stock judged to be undervalued may actually be appropriately priced at a low level.

Annual Total Return

The bar chart and table below illustrate the annual calendar year returns of the Fund based on net asset value as well as the average annual Fund and Index returns. The bar chart and table provide an indication of the risks of investing in the Fund by showing changes in the Fund's performance from year-to-year and by showing how the Fund's average annual total returns based on net asset value compared to those of the Index, a broad-based market index and three market indices. The Fund's performance information is accessible on the Fund's website at <http://www.ftportfolios.com>.

With respect to the Russell 1000® Energy Index, on or about September 18, 2008, Russell Investment Group ("Russell") began calculating its Russell U.S. Indices using an enhanced Russell sector scheme, the Russell Global Sectors (the "RGS"). The RGS and the former U.S. sector scheme ran in tandem until June 30, 2009, when Russell officially transitioned to the RGS and ceased calculating its indices using the U.S. sector scheme. In addition to the implementation of the RGS, Russell combined the Russell 1000® Integrated Oils Index and the Russell 1000® Other Energy Index into one index, the Russell 1000® Energy Index. Consequently, performance data is not available for all the periods shown in the table for the Russell 1000® Energy Index because this index did not exist until on or about September 18, 2008.

First Trust Energy AlphaDEX® Fund Calendar Year Total Returns as of 12/31 ⁽¹⁾



(1) The Fund's calendar year-to-date total return based on net asset value for the period 12/31/23 to 09/30/24 was -1.02%.

First Trust Energy AlphaDEX® Fund (FXN)

During the periods shown in the chart above:

	Return	Period Ended
Best Quarter	65.48%	June 30, 2020
Worst Quarter	-61.97%	March 31, 2020
Year-to-Date	-1.02%	September 30, 2024

The Fund's past performance (before and after taxes) is not necessarily an indication of how the Fund will perform in the future.

All after-tax returns are calculated using the historical highest individual federal marginal income tax rates and do not reflect the impact of any state or local tax. Returns after taxes on distributions reflect the taxed return on the payment of dividends and capital gains. Returns after taxes on distributions and sale of shares assume you sold your shares at period end, and, therefore, are also adjusted for any capital gains or losses incurred. Returns for an index do not include expenses, which are deducted from Fund returns, or taxes.

Your own actual after-tax returns will depend on your specific tax situation and may differ from what is shown here. After-tax returns are not relevant to investors who hold Fund shares in tax-deferred accounts such as individual retirement accounts (IRAs) or employee-sponsored retirement plans.

Average Annual Total Returns for the Periods Ended December 31, 2023

	1 Year	5 Years	10 Years	Since Inception	Inception Date
Return Before Taxes	0.78%	10.86%	-1.98%	0.44%	5/8/2007
Return After Taxes on Distributions	-0.52%	9.56%	-2.84%	-0.18%	
Return After Taxes on Distributions and Sale of Fund Shares	0.42%	7.87%	-1.90%	0.03%	
StrataQuant® Energy Index (reflects no deduction for fees, expenses or taxes)	1.51%	11.59%	-1.42%	1.07%	
Russell 1000® Index (reflects no deduction for fees, expenses or taxes)	26.53%	15.52%	11.80%	9.31%	
S&P 500® Energy Index (reflects no deduction for fees, expenses or taxes)	-1.33%	13.40%	3.48%	4.58%	
Russell 1000® Energy Index ⁽¹⁾ (reflects no deduction for fees, expenses or taxes)	-2.33%	12.87%	2.81%	N/A	
Russell 3000® Index (reflects no deduction for fees, expenses or taxes)	25.96%	15.16%	11.48%	9.15%	

(1) Performance data is not available for all the periods shown in the table for the index because performance data does not exist for some of the entire periods.

Management

Investment Advisor

First Trust Advisors L.P. ("First Trust" or the "Advisor")

Portfolio Managers

The Fund's portfolio is managed by a team (the "Investment Committee") consisting of:

- Daniel J. Lindquist, Chairman of the Investment Committee and Managing Director of First Trust
- David G. McGarel, Chief Investment Officer, Chief Operating Officer and Managing Director of First Trust
- Jon C. Erickson, Senior Vice President of First Trust
- Roger F. Testin, Senior Vice President of First Trust
- Stan Ueland, Senior Vice President of First Trust
- Chris A. Peterson, Senior Vice President of First Trust
- Erik Russo, Vice President of First Trust

The Investment Committee members are primarily and jointly responsible for the day-to-day management of the Fund. Each Investment Committee member has served as a part of the portfolio management team of the Fund since 2007, except for Chris A. Peterson and Erik Russo who have served as part of the portfolio management team of the Fund since 2016 and 2020, respectively.

Purchase and Sale of Fund Shares

The Fund issues and redeems shares on a continuous basis, at net asset value, only in large blocks of shares called "Creation Units." Individual shares of the Fund may only be purchased and sold on the secondary market through a broker-dealer. Since shares of the Fund trade on securities exchanges in the secondary market at their market price rather than their net asset value, the Fund's shares may trade at a price greater than (premium) or less than (discount) the Fund's net asset value. An investor may incur costs attributable to the difference between the highest price a buyer is willing to pay to purchase shares of the Fund (bid) and the lowest price a seller is willing to accept for shares of the Fund (ask) when buying or selling shares in the secondary market (the "bid-ask spread"). Recent information, including the Fund's net asset value, market price, premiums and discounts, bid-ask spreads and the median bid-ask spread for the Fund's most recent fiscal year, is available online at <http://www.ftportfolios.com/Retail/etf/home.aspx>.

Tax Information

The Fund's distributions are taxable and will generally be taxed as ordinary income or capital gains. Distributions on shares held in a tax-deferred account, while not immediately taxable, will be subject to tax when the shares are no longer held in a tax-deferred account.

Payments to Broker-Dealers and Other Financial Intermediaries

If you purchase shares of the Fund through a broker-dealer, registered investment adviser, bank or other financial intermediary (collectively, "intermediaries"), First Trust and First Trust Portfolios L.P., the Fund's distributor, may pay the intermediary for the sale of Fund shares and related services. These payments may create a conflict of interest by influencing the broker-dealer or other intermediary and your salesperson to recommend the Fund over another investment. Ask your salesperson or visit your financial intermediary's website for more information.

SUMMARY INFORMATION

First Trust Financials AlphaDEX® Fund (FXO)

Investment Objective

The First Trust Financials AlphaDEX® Fund (the “Fund”) seeks investment results that correspond generally to the price and yield (before the Fund’s fees and expenses) of an equity index called the StrataQuant® Financials Index (the “Index”).

Fees and Expenses of the Fund

The following table describes the fees and expenses you may pay if you buy, hold and sell shares of the Fund. **Investors may pay other fees, such as brokerage commissions and other fees to financial intermediaries, which are not reflected in the table and example below.**

Shareholder Fees

(fees paid directly from your investment)

Maximum Sales Charge (Load) Imposed on Purchases (as a percentage of offering price)	None
--------------------------------------------------------------------------------------	------

Annual Fund Operating Expenses

(expenses that you pay each year as a percentage of the value of your investment)

Management Fees	0.50%
Distribution and Service (12b-1) Fees	0.00%
Other Expenses	0.11%
Total Annual Fund Operating Expenses	0.61%
Fee Waiver and Expense Reimbursement ⁽¹⁾	0.00%
Net Annual Fund Operating Expenses	0.61%

(1) First Trust Advisors L.P., the Fund’s investment advisor, has agreed to waive fees and/or reimburse Fund expenses to the extent that the operating expenses of the Fund (excluding interest expense, brokerage commissions and other trading expenses, taxes and extraordinary expenses) exceed 0.70% of its average daily net assets (the “Expense Cap”) at least through November 30, 2025. The agreement may be terminated by the Trust, on behalf of the Fund, at any time and by the Fund’s investment advisor only after November 30, 2025 upon 60 days’ written notice.

Example

The example below is intended to help you compare the cost of investing in the Fund with the cost of investing in other funds.

The example assumes that you invest \$10,000 in the Fund for the time periods indicated and then hold or sell all of your shares at the end of those periods. The example also assumes that your investment has a 5% return each year and that the Fund’s operating expenses remain at current levels. Although your actual costs may be higher or lower, based on these assumptions your costs would be:

	1 Year	3 Years	5 Years	10 Years
	\$62	\$195	\$340	\$762

Portfolio Turnover

The Fund pays transaction costs, such as commissions, when it buys and sells securities (or “turns over” its portfolio). A higher portfolio turnover rate may indicate higher transaction costs and may result in higher taxes when Fund shares are held in a taxable account. These costs, which are not reflected in annual fund operating expenses or in the example, affect the Fund’s performance. During the most recent fiscal year, the Fund’s portfolio turnover rate was 75% of the average value of its portfolio.

Principal Investment Strategies

The Fund will normally invest at least 90% of its net assets (including investment borrowings) in the securities that comprise the Index. The Fund, using an “indexing” investment approach, attempts to replicate, before fees and expenses, the performance of the Index. The Index is part of the “StrataQuant® Series,” a family of custom enhanced indices developed, maintained and owned by ICE Data Indices, LLC or its affiliates (“IDI” or the “Index Provider”). The Index Provider reserves the right to, at any time, change the number of stocks comprising the Index by adding or deleting one or more stocks, or replacing

one or more stocks contained in the Index with one or more substitute stocks of its choice, if in the Index Provider's discretion, such addition, deletion or substitution is necessary or appropriate to maintain the quality and/or character of the Index.

According to the Index Provider, the Index is a modified, equal-dollar weighted index designed to objectively identify and select stocks from the Russell 1000® Index in the financials sector that have the potential for greater capital appreciation. The Index uses the AlphaDEX® selection methodology which aims to select securities that may generate positive alpha, or risk-adjusted returns, relative to traditional indices. Alpha is an indication of how much an investment outperforms or underperforms on a risk-adjusted basis relative to its benchmark. The Russell 1000® Index consists of approximately 1,000 of the largest stocks within the Russell 3000® Index. The Russell 3000® Index is constructed to represent approximately 98% of the investable U.S. equity market.

According to the Index Provider, security selection for the Index will be conducted in the following manner:

1. The selection universe for the Index begins with all stocks in the Russell 1000® Index that meet the Index Provider's share class and liquidity screens.
2. The stocks in the selection universe are ranked on both growth and value factors. Each stock is classified as either a value stock, a growth stock or a combination of growth and value, as determined by the Index Provider. A stock classified as a value stock will receive its value rank as its "selection score" and a stock classified as a growth stock will receive its growth rank as its "selection score." A stock classified as a combination of growth and value will receive the better of the two scores.
3. The selection universe is then divided into respective sectors as defined by the Index Provider. The component stocks contained in the sector for which the Fund is named are ranked according to their selection score from step 2.
4. The number of "selected stocks" for the relevant sector will be the greater of the top 75% of securities from step 3 or 40 stocks. The selected stocks are then split into quintiles based on their selection score, with higher scoring quintiles receiving a greater weight in the Index.

The Index is reconstituted and rebalanced quarterly and the Fund will make corresponding changes to its portfolio shortly after the Index changes are made public. The Index's quarterly rebalance and reconstitution schedule may cause the Fund to experience a higher rate of portfolio turnover. The Fund will be concentrated in an industry or a group of industries to the extent that the Index is so concentrated. As of October 31, 2024, the Index was composed of 103 securities with a market capitalization range of \$647.99 million to \$972.07 billion. As of October 31, 2024, the Fund had significant investments in financial companies. The Fund's investments will change as the Index changes and, as a result, the Fund may have significant investments in jurisdictions or investment sectors that it may not have had as of October 31, 2024. To the extent the Fund invests a significant portion of its assets in a given jurisdiction or investment sector, the Fund may be exposed to the risks associated with that jurisdiction or investment sector.

Principal Risks

You could lose money by investing in the Fund. An investment in the Fund is not a deposit of a bank and is not insured or guaranteed by the Federal Deposit Insurance Corporation or any other governmental agency. There can be no assurance that the Fund's investment objective will be achieved. The order of the below risk factors does not indicate the significance of any particular risk factor.

AUTHORIZED PARTICIPANT CONCENTRATION RISK. Only an authorized participant may engage in creation or redemption transactions directly with the Fund. A limited number of institutions act as authorized participants for the Fund. To the extent that these institutions exit the business or are unable to proceed with creation and/or redemption orders and no other authorized participant steps forward to create or redeem, the Fund's shares may trade at a premium or discount (the difference between the market price of the Fund's shares and the Fund's net asset value) and possibly face delisting and the bid/ask spread (the difference between the price that someone is willing to pay for shares of the Fund at a specific point in time versus the price at which someone is willing to sell) on the Fund's shares may widen.

CURRENT MARKET CONDITIONS RISK. Current market conditions risk is the risk that a particular investment, or shares of the Fund in general, may fall in value due to current market conditions. As a means to fight inflation, which remains at elevated levels, the Federal Reserve and certain foreign central banks have raised interest rates; however, the Federal Reserve has recently lowered interest rates and may continue to do so. U.S. regulators have proposed several changes to market and issuer regulations which would directly impact the Fund, and any regulatory changes could adversely impact the Fund's ability to achieve its investment strategies or make certain investments. Recent and potential future bank failures could result in

disruption to the broader banking industry or markets generally and reduce confidence in financial institutions and the economy as a whole, which may also heighten market volatility and reduce liquidity. Additionally, challenges in commercial real estate markets, including rising interest rates, declining valuations and increasing vacancies, could have a broader impact on financial markets. The ongoing adversarial political climate in the United States, as well as political and diplomatic events both domestic and abroad, have and may continue to have an adverse impact the U.S. regulatory landscape, markets and investor behavior, which could have a negative impact on the Fund's investments and operations. The change in administration resulting from the 2024 United States national elections could result in significant impacts to international trade relations, tax and immigration policies, and other aspects of the national and international political and financial landscape, which could affect, among other things, inflation and the securities markets generally. Other unexpected political, regulatory and diplomatic events within the U.S. and abroad may affect investor and consumer confidence and may adversely impact financial markets and the broader economy. For example, ongoing armed conflicts between Russia and Ukraine in Europe and among Israel, Iran, Hamas and other militant groups in the Middle East, have caused and could continue to cause significant market disruptions and volatility within the markets in Russia, Europe, the Middle East and the United States. The hostilities and sanctions resulting from those hostilities have and could continue to have a significant impact on certain Fund investments as well as Fund performance and liquidity. The economies of the United States and its trading partners, as well as the financial markets generally, may be adversely impacted by trade disputes and other matters. For example, the United States has imposed trade barriers and restrictions on China. In addition, the Chinese government is engaged in a longstanding dispute with Taiwan, continually threatening an invasion. If the political climate between the United States and China does not improve or continues to deteriorate, if China were to attempt invading Taiwan, or if other geopolitical conflicts develop or worsen, economies, markets and individual securities may be adversely affected, and the value of the Fund's assets may go down. A public health crisis and the ensuing policies enacted by governments and central banks may cause significant volatility and uncertainty in global financial markets, negatively impacting global growth prospects. As the COVID-19 global pandemic illustrated, such events may affect certain geographic regions, countries, sectors and industries more significantly than others. Advancements in technology may also adversely impact markets and the overall performance of the Fund. For instance, the economy may be significantly impacted by the advanced development and increased regulation of artificial intelligence. Additionally, cyber security breaches of both government and non-government entities could have negative impacts on infrastructure and the ability of such entities, including the Fund, to operate properly. These events, and any other future events, may adversely affect the prices and liquidity of the Fund's portfolio investments and could result in disruptions in the trading markets.

CYBER SECURITY RISK. The Fund is susceptible to operational risks through breaches in cyber security. A breach in cyber security refers to both intentional and unintentional events that may cause the Fund to lose proprietary information, suffer data corruption or lose operational capacity. Such events could cause the Fund to incur regulatory penalties, reputational damage, additional compliance costs associated with corrective measures and/or financial loss. Cyber security breaches may involve unauthorized access to the Fund's digital information systems through "hacking" or malicious software coding but may also result from outside attacks such as denial-of-service attacks through efforts to make network services unavailable to intended users. In addition, cyber security breaches of the issuers of securities in which the Fund invests or the Fund's third-party service providers, such as its administrator, transfer agent, custodian, or sub-advisor, as applicable, can also subject the Fund to many of the same risks associated with direct cyber security breaches. Although the Fund has established risk management systems designed to reduce the risks associated with cyber security, there is no guarantee that such efforts will succeed, especially because the Fund does not directly control the cyber security systems of issuers or third-party service providers.

EQUITY SECURITIES RISK. The value of the Fund's shares will fluctuate with changes in the value of the equity securities in which it invests. Equity securities prices fluctuate for several reasons, including changes in investors' perceptions of the financial condition of an issuer or the general condition of the relevant equity market, such as market volatility, or when political or economic events affecting an issuer occur. Common stock prices may be particularly sensitive to rising interest rates, as the cost of capital rises and borrowing costs increase. Equity securities may decline significantly in price over short or extended periods of time, and such declines may occur in the equity market as a whole, or they may occur in only a particular country, company, industry or sector of the market.

FINANCIAL COMPANIES RISK. Financial companies, such as retail and commercial banks, insurance companies and financial services companies, are especially subject to the adverse effects of economic recession, currency exchange rates, extensive government regulation, decreases in the availability of capital, volatile interest rates, portfolio concentrations in geographic markets, industries or products (such as commercial and residential real estate loans), competition from new entrants and blurred distinctions in their fields of business.

GROWTH STOCKS INVESTMENT RISK. Stocks exhibiting growth characteristics tend to be more volatile than certain other types of stocks and their prices usually fluctuate more dramatically than the overall stock market. A stock with growth characteristics can have sharp price declines due to decreases in current or expected earnings and may lack dividend payments that can help cushion its share price during declining markets.

INDEX CONCENTRATION RISK. The Fund will be concentrated in an industry or a group of industries to the extent that the Index is so concentrated. To the extent that the Fund invests a significant percentage of its assets in a single asset class or the securities of issuers within the same country, state, region, industry or sector, an adverse economic, business or political development may affect the value of the Fund's investments more than if the Fund were more broadly diversified. A significant exposure makes the Fund more susceptible to any single occurrence and may subject the Fund to greater market risk than a fund that is more broadly diversified. There may be instances in which the Index, for a variety of reasons including changes in the prices of individual securities held by the Fund, has a larger exposure to a small number of stocks or a single stock relative to the rest of the stocks in the Index. Under such circumstances, the Fund will not deviate from the Index except in rare circumstances or in an immaterial way and therefore the Fund's returns would be more greatly influenced by the returns of the stock(s) with the larger exposure.

INDEX OR MODEL CONSTITUENT RISK. The Fund may be a constituent of one or more indices or ETF models. As a result, the Fund may be included in one or more index-tracking exchange-traded funds or mutual funds. Being a component security of such a vehicle could greatly affect the trading activity involving the Fund's shares, the size of the Fund and the market volatility of the Fund. Inclusion in an index could increase demand for the Fund and removal from an index could result in outsized selling activity in a relatively short period of time. As a result, the Fund's net asset value could be negatively impacted and the Fund's market price may be below the Fund's net asset value during certain periods. In addition, index rebalances may potentially result in increased trading activity in the Fund's shares.

INDEX PROVIDER RISK. There is no assurance that the Index Provider, or any agents that act on its behalf, will compile the Index accurately, or that the Index will be determined, maintained, constructed, reconstituted, rebalanced, composed, calculated or disseminated accurately. The Index Provider and its agents do not provide any representation or warranty in relation to the quality, accuracy or completeness of data in the Index, and do not guarantee that the Index will be calculated in accordance with its stated methodology. The Advisor's mandate as described in this prospectus is to manage the Fund consistently with the Index provided by the Index Provider. The Advisor relies upon the Index provider and its agents to accurately compile, maintain, construct, reconstitute, rebalance, compose, calculate and disseminate the Index accurately. Therefore, losses or costs associated with any Index Provider or agent errors generally will be borne by the Fund and its shareholders. To correct any such error, the Index Provider or its agents may carry out an unscheduled rebalance of the Index or other modification of Index constituents or weightings. When the Fund in turn rebalances its portfolio, any transaction costs and market exposure arising from such portfolio rebalancing will be borne by the Fund and its shareholders. Unscheduled rebalances also expose the Fund to additional tracking error risk. Errors in respect of the quality, accuracy and completeness of the data used to compile the Index may occur from time to time and may not be identified and corrected by the Index Provider for a period of time or at all, particularly where the Index is less commonly used as a benchmark by funds or advisors. For example, during a period where the Index contains incorrect constituents, the Fund tracking the Index would have market exposure to such constituents and would be underexposed to the Index's other constituents. Such errors may negatively impact the Fund and its shareholders. The Index Provider and its agents rely on various sources of information to assess the criteria of issuers included in the Index, including information that may be based on assumptions and estimates. Neither the Fund nor the Advisor can offer assurances that the Index's calculation methodology or sources of information will provide an accurate assessment of included issuers. Unusual market conditions or issuer-specific events may cause the Index Provider to postpone a scheduled rebalance, exclude or substitute a security in the Index or undertake other measures which could cause the Index to vary from its normal or expected composition. The postponement of a scheduled rebalance in a time of market volatility could mean that constituents that would otherwise be removed at rebalance due to changes in market capitalizations, issuer credit ratings, or other reasons may remain, causing the performance and constituents of the Index to vary from those expected under normal conditions. Apart from scheduled rebalances, the Index Provider or its agents may carry out additional ad hoc rebalances to the Index due to unusual market conditions or in order, for example, to correct an error in the selection of index constituents.

MARKET MAKER RISK. The Fund faces numerous market trading risks, including the potential lack of an active market for Fund shares due to a limited number of market makers. Decisions by market makers or authorized participants to reduce their role or step away from these activities in times of market stress could inhibit the effectiveness of the arbitrage process in maintaining the relationship between the underlying values of the Fund's portfolio securities and the Fund's market price. The Fund may rely on a small number of third-party market makers to provide a market for the purchase and sale of shares.

Any trading halt or other problem relating to the trading activity of these market makers could result in a dramatic change in the spread between the Fund's net asset value and the price at which the Fund's shares are trading on the Exchange, which could result in a decrease in value of the Fund's shares. This reduced effectiveness could result in Fund shares trading at a discount to net asset value and also in greater than normal intraday bid-ask spreads for Fund shares.

MARKET RISK. Market risk is the risk that a particular investment, or shares of the Fund in general, may fall in value. Securities are subject to market fluctuations caused by real or perceived adverse economic, political, and regulatory factors or market developments, changes in interest rates and perceived trends in securities prices. Shares of the Fund could decline in value or underperform other investments. In addition, local, regional or global events such as war, acts of terrorism, market manipulation, government defaults, government shutdowns, regulatory actions, political changes, diplomatic developments, the imposition of sanctions and other similar measures, spread of infectious diseases or other public health issues, recessions, natural disasters, or other events could have a significant negative impact on the Fund and its investments. Any of such circumstances could have a materially negative impact on the value of the Fund's shares, the liquidity of an investment, and may result in increased market volatility. During any such events, the Fund's shares may trade at increased premiums or discounts to their net asset value, the bid/ask spread on the Fund's shares may widen and the returns on investment may fluctuate.

NON-CORRELATION RISK. The Fund's return may not match the return of the Index for a number of reasons. The Fund incurs operating expenses not applicable to the Index, and may incur costs in buying and selling securities, especially when rebalancing the Fund's portfolio holdings to reflect changes in the composition of the Index. In addition, the Fund's portfolio holdings may not exactly replicate the securities included in the Index or the ratios between the securities included in the Index. Additionally, in order to comply with its investment strategies and policies, the Fund portfolio may deviate from the composition of the Index. Accordingly, the Fund's return may underperform the return of the Index.

OPERATIONAL RISK. The Fund is subject to risks arising from various operational factors, including, but not limited to, human error, processing and communication errors, errors of the Fund's service providers, counterparties or other third-parties, failed or inadequate processes and technology or systems failures. The Fund relies on third-parties for a range of services, including custody. Any delay or failure relating to engaging or maintaining such service providers may affect the Fund's ability to meet its investment objective. Although the Fund and the Fund's investment advisor seek to reduce these operational risks through controls and procedures, there is no way to completely protect against such risks.

PASSIVE INVESTMENT RISK. The Fund is not actively managed. The Fund invests in securities included in or representative of the Index regardless of investment merit. The Fund generally will not attempt to take defensive positions in declining markets. In the event that the Index is no longer calculated, the Index license is terminated or the identity or character of the Index is materially changed, the Fund will seek to engage a replacement index.

PORTFOLIO TURNOVER RISK. High portfolio turnover may result in the Fund paying higher levels of transaction costs and may generate greater tax liabilities for shareholders. Portfolio turnover risk may cause the Fund's performance to be less than expected.

PREMIUM/DISCOUNT RISK. The market price of the Fund's shares will generally fluctuate in accordance with changes in the Fund's net asset value as well as the relative supply of and demand for shares on the Exchange. The Fund's investment advisor cannot predict whether shares will trade below, at or above their net asset value because the shares trade on the Exchange at market prices and not at net asset value. Price differences may be due, in large part, to the fact that supply and demand forces at work in the secondary trading market for shares will be closely related, but not identical, to the same forces influencing the prices of the holdings of the Fund trading individually or in the aggregate at any point in time. However, given that shares can only be purchased and redeemed in Creation Units, and only to and from broker-dealers and large institutional investors that have entered into participation agreements (unlike shares of closed-end funds, which frequently trade at appreciable discounts from, and sometimes at premiums to, their net asset value), the Fund's investment advisor believes that large discounts or premiums to the net asset value of shares should not be sustained. During stressed market conditions, the market for the Fund's shares may become less liquid in response to deteriorating liquidity in the market for the Fund's underlying portfolio holdings, which could in turn lead to differences between the market price of the Fund's shares and their net asset value and the bid/ask spread on the Fund's shares may widen.

SMALLER COMPANIES RISK. Small and/or mid capitalization companies may be more vulnerable to adverse general market or economic developments, and their securities may be less liquid and may experience greater price volatility than larger, more established companies as a result of several factors, including limited trading volumes, fewer products or financial

First Trust Financials AlphaDEX® Fund (FXO)

resources, management inexperience and less publicly available information. Accordingly, such companies are generally subject to greater market risk than larger, more established companies.

TRADING ISSUES RISK. Trading in Fund shares on the Exchange may be halted due to market conditions or for reasons that, in the view of the Exchange, make trading in shares inadvisable. In addition, trading in Fund shares on the Exchange is subject to trading halts caused by extraordinary market volatility pursuant to the Exchange's "circuit breaker" rules. There can be no assurance that the requirements of the Exchange necessary to maintain the listing of the Fund will continue to be met or will remain unchanged. The Fund may have difficulty maintaining its listing on the Exchange in the event the Fund's assets are small, the Fund does not have enough shareholders, or if the Fund is unable to proceed with creation and/or redemption orders.

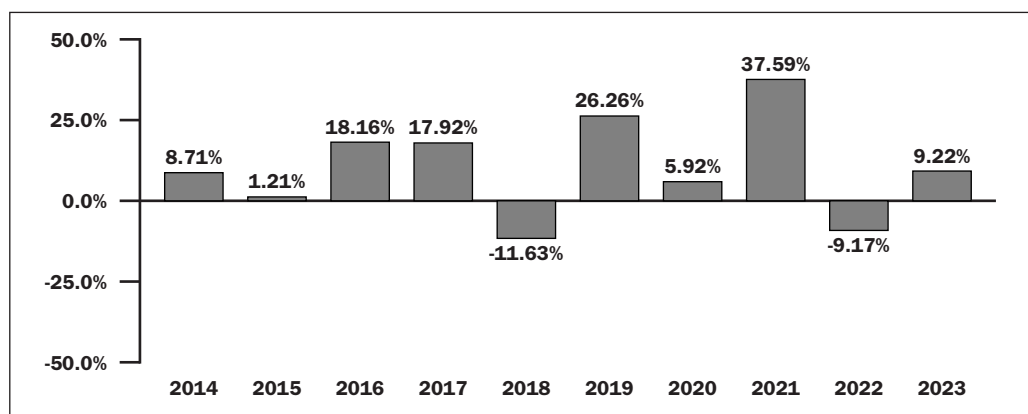
VALUE STOCKS INVESTMENT RISK. The intrinsic value of a stock with value characteristics may not be fully recognized by the market for a long time or a stock judged to be undervalued may actually be appropriately priced at a low level.

Annual Total Return

The bar chart and table below illustrate the annual calendar year returns of the Fund based on net asset value as well as the average annual Fund and Index returns. The bar chart and table provide an indication of the risks of investing in the Fund by showing changes in the Fund's performance from year-to-year and by showing how the Fund's average annual total returns based on net asset value compared to those of the Index, a broad-based market index and three market indices. The Fund's performance information is accessible on the Fund's website at <http://www.ftportfolios.com>.

With respect to the Russell 1000® Financial Services Index, on or about September 18, 2008, Russell Investment Group ("Russell") began calculating its Russell U.S. Indices using an enhanced Russell sector scheme, the Russell Global Sectors (the "RGS"). The RGS and the former U.S. sector scheme ran in tandem until June 30, 2009, when Russell officially transitioned to the RGS and ceased calculating its indices using the U.S. sector scheme. Consequently, performance data is not available for the Russell 1000® Financial Services Index for the "Since Inception" period set forth in the table because performance data does not exist using solely the U.S. sector scheme or alternatively, using solely the RGS.

First Trust Financials AlphaDEX® Fund Calendar Year Total Returns as of 12/31 ⁽¹⁾



(1) The Fund's calendar year-to-date total return based on net asset value for the period 12/31/23 to 09/30/24 was 19.89%.

During the periods shown in the chart above:

	Return	Period Ended
Best Quarter	36.00%	December 31, 2020
Worst Quarter	-36.22%	March 31, 2020
Year-to-Date	19.89%	September 30, 2024

The Fund's past performance (before and after taxes) is not necessarily an indication of how the Fund will perform in the future.

All after-tax returns are calculated using the historical highest individual federal marginal income tax rates and do not reflect the impact of any state or local tax. Returns after taxes on distributions reflect the taxed return on the payment of dividends and capital gains. Returns after taxes on distributions and sale of shares assume you sold your shares at period end, and,

First Trust Financials AlphaDEX® Fund (FXO)

therefore, are also adjusted for any capital gains or losses incurred. Returns for an index do not include expenses, which are deducted from Fund returns, or taxes.

Your own actual after-tax returns will depend on your specific tax situation and may differ from what is shown here. After-tax returns are not relevant to investors who hold Fund shares in tax-deferred accounts such as individual retirement accounts (IRAs) or employee-sponsored retirement plans.

Average Annual Total Returns for the Periods Ended December 31, 2023

	1 Year	5 Years	10 Years	Since Inception	Inception Date
Return Before Taxes	9.22%	12.79%	9.48%	6.85%	5/8/2007
Return After Taxes on Distributions	7.77%	11.60%	8.50%	6.02%	
Return After Taxes on Distributions and Sale of Fund Shares	5.36%	9.60%	7.22%	5.19%	
StrataQuant® Financials Index (reflects no deduction for fees, expenses or taxes)	9.90%	13.55%	10.21%	7.68%	
Russell 1000® Index (reflects no deduction for fees, expenses or taxes)	26.53%	15.52%	11.80%	9.31%	
S&P 500® Financials Index (reflects no deduction for fees, expenses or taxes)	12.15%	11.97%	10.05%	3.42%	
Russell 1000® Financials Index ⁽¹⁾ (reflects no deduction for fees, expenses or taxes)	15.46%	14.78%	11.59%	N/A	
Russell 3000® Index (reflects no deduction for fees, expenses or taxes)	25.96%	15.16%	11.48%	9.15%	

(1) Performance data is not available for all the periods shown in the table for the index because performance data does not exist for some of the entire periods.

Management

Investment Advisor

First Trust Advisors L.P. ("First Trust" or the "Advisor")

Portfolio Managers

The Fund's portfolio is managed by a team (the "Investment Committee") consisting of:

- Daniel J. Lindquist, Chairman of the Investment Committee and Managing Director of First Trust
- David G. McGarel, Chief Investment Officer, Chief Operating Officer and Managing Director of First Trust
- Jon C. Erickson, Senior Vice President of First Trust
- Roger F. Testin, Senior Vice President of First Trust
- Stan Ueland, Senior Vice President of First Trust
- Chris A. Peterson, Senior Vice President of First Trust
- Erik Russo, Vice President of First Trust

The Investment Committee members are primarily and jointly responsible for the day-to-day management of the Fund. Each Investment Committee member has served as a part of the portfolio management team of the Fund since 2007, except for Chris A. Peterson and Erik Russo who have served as part of the portfolio management team of the Fund since 2016 and 2020, respectively.

Purchase and Sale of Fund Shares

The Fund issues and redeems shares on a continuous basis, at net asset value, only in large blocks of shares called "Creation Units." Individual shares of the Fund may only be purchased and sold on the secondary market through a broker-dealer. Since shares of the Fund trade on securities exchanges in the secondary market at their market price rather than their net asset value, the Fund's shares may trade at a price greater than (premium) or less than (discount) the Fund's net asset value. An

investor may incur costs attributable to the difference between the highest price a buyer is willing to pay to purchase shares of the Fund (bid) and the lowest price a seller is willing to accept for shares of the Fund (ask) when buying or selling shares in the secondary market (the "*bid-ask spread*"). Recent information, including the Fund's net asset value, market price, premiums and discounts, bid-ask spreads and the median bid-ask spread for the Fund's most recent fiscal year, is available online at <http://www.ftportfolios.com/Retail/etf/home.aspx>.

Tax Information

The Fund's distributions are taxable and will generally be taxed as ordinary income or capital gains. Distributions on shares held in a tax-deferred account, while not immediately taxable, will be subject to tax when the shares are no longer held in a tax-deferred account.

Payments to Broker-Dealers and Other Financial Intermediaries

If you purchase shares of the Fund through a broker-dealer, registered investment adviser, bank or other financial intermediary (collectively, "intermediaries"), First Trust and First Trust Portfolios L.P., the Fund's distributor, may pay the intermediary for the sale of Fund shares and related services. These payments may create a conflict of interest by influencing the broker-dealer or other intermediary and your salesperson to recommend the Fund over another investment. Ask your salesperson or visit your financial intermediary's website for more information.

SUMMARY INFORMATION

First Trust Health Care AlphaDEX® Fund (FXH)

Investment Objective

The First Trust Health Care AlphaDEX® Fund (the “Fund”) seeks investment results that correspond generally to the price and yield (before the Fund’s fees and expenses) of an equity index called the StrataQuant® Health Care Index (the “Index”).

Fees and Expenses of the Fund

The following table describes the fees and expenses you may pay if you buy, hold and sell shares of the Fund. **Investors may pay other fees, such as brokerage commissions and other fees to financial intermediaries, which are not reflected in the table and example below.**

Shareholder Fees

(fees paid directly from your investment)

Maximum Sales Charge (Load) Imposed on Purchases (as a percentage of offering price)	None
--------------------------------------------------------------------------------------	------

Annual Fund Operating Expenses

(expenses that you pay each year as a percentage of the value of your investment)

Management Fees	0.50%
Distribution and Service (12b-1) Fees	0.00%
Other Expenses	0.10%
Total Annual Fund Operating Expenses	0.60%
Fee Waiver and Expense Reimbursement ⁽¹⁾	0.00%
Net Annual Fund Operating Expenses	0.60%

⁽¹⁾ First Trust Advisors L.P., the Fund’s investment advisor, has agreed to waive fees and/or reimburse Fund expenses to the extent that the operating expenses of the Fund (excluding interest expense, brokerage commissions and other trading expenses, taxes and extraordinary expenses) exceed 0.70% of its average daily net assets (the “Expense Cap”) at least through November 30, 2025. The agreement may be terminated by the Trust, on behalf of the Fund, at any time and by the Fund’s investment advisor only after November 30, 2025 upon 60 days’ written notice.

Example

The example below is intended to help you compare the cost of investing in the Fund with the cost of investing in other funds.

The example assumes that you invest \$10,000 in the Fund for the time periods indicated and then hold or sell all of your shares at the end of those periods. The example also assumes that your investment has a 5% return each year and that the Fund’s operating expenses remain at current levels. Although your actual costs may be higher or lower, based on these assumptions your costs would be:

1 Year	3 Years	5 Years	10 Years
\$61	\$192	\$335	\$750

Portfolio Turnover

The Fund pays transaction costs, such as commissions, when it buys and sells securities (or “turns over” its portfolio). A higher portfolio turnover rate may indicate higher transaction costs and may result in higher taxes when Fund shares are held in a taxable account. These costs, which are not reflected in annual fund operating expenses or in the example, affect the Fund’s performance. During the most recent fiscal year, the Fund’s portfolio turnover rate was 98% of the average value of its portfolio.

Principal Investment Strategies

The Fund will normally invest at least 90% of its net assets (including investment borrowings) in the securities that comprise the Index. The Fund, using an “indexing” investment approach, attempts to replicate, before fees and expenses, the performance of the Index. The Index is part of the “StrataQuant® Series,” a family of custom enhanced indices developed, maintained and owned by ICE Data Indices, LLC or its affiliates (“IDI” or the “Index Provider”). The Index Provider reserves the right to, at any time, change the number of stocks comprising the Index by adding or deleting one or more stocks, or replacing

First Trust Health Care AlphaDEX® Fund (FXH)

one or more stocks contained in the Index with one or more substitute stocks of its choice, if in the Index Provider's discretion, such addition, deletion or substitution is necessary or appropriate to maintain the quality and/or character of the Index.

According to the Index Provider, the Index is a modified, equal-dollar weighted index designed to objectively identify and select stocks from the Russell 1000® Index in the health care sector that have the potential for greater capital appreciation. The Index uses the AlphaDEX® selection methodology which aims to select securities that may generate positive alpha, or risk-adjusted returns, relative to traditional indices. Alpha is an indication of how much an investment outperforms or underperforms on a risk-adjusted basis relative to its benchmark. The Russell 1000® Index consists of approximately 1,000 of the largest stocks within the Russell 3000® Index. The Russell 3000® Index is constructed to represent approximately 98% of the investable U.S. equity market.

According to the Index Provider, security selection for the Index will be conducted in the following manner:

1. The selection universe for the Index begins with all stocks in the Russell 1000® Index that meet the Index Provider's share class and liquidity screens.
2. The stocks in the selection universe are ranked on both growth and value factors. Each stock is classified as either a value stock, a growth stock or a combination of growth and value, as determined by the Index Provider. A stock classified as a value stock will receive its value rank as its "selection score" and a stock classified as a growth stock will receive its growth rank as its "selection score." A stock classified as a combination of growth and value will receive the better of the two scores.
3. The selection universe is then divided into respective sectors as defined by the Index Provider. The component stocks contained in the sector for which the Fund is named are ranked according to their selection score from step 2.
4. The number of "selected stocks" for the relevant sector will be the greater of the top 75% of securities from step 3 or 40 stocks. The selected stocks are then split into quintiles based on their selection score, with higher scoring quintiles receiving a greater weight in the Index.

The Index is reconstituted and rebalanced quarterly and the Fund will make corresponding changes to its portfolio shortly after the Index changes are made public. The Index's quarterly rebalance and reconstitution schedule may cause the Fund to experience a higher rate of portfolio turnover. The Fund will be concentrated in an industry or a group of industries to the extent that the Index is so concentrated. As of October 31, 2024, the Index was composed of 78 securities with a market capitalization range of \$1.94 billion to \$746.2 billion. As of October 31, 2024, the Fund had significant investments in health care companies. The Fund's investments will change as the Index changes and, as a result, the Fund may have significant investments in jurisdictions or investment sectors that it may not have had as of October 31, 2024. To the extent the Fund invests a significant portion of its assets in a given jurisdiction or investment sector, the Fund may be exposed to the risks associated with that jurisdiction or investment sector.

Principal Risks

You could lose money by investing in the Fund. An investment in the Fund is not a deposit of a bank and is not insured or guaranteed by the Federal Deposit Insurance Corporation or any other governmental agency. There can be no assurance that the Fund's investment objective will be achieved. The order of the below risk factors does not indicate the significance of any particular risk factor.

AUTHORIZED PARTICIPANT CONCENTRATION RISK. Only an authorized participant may engage in creation or redemption transactions directly with the Fund. A limited number of institutions act as authorized participants for the Fund. To the extent that these institutions exit the business or are unable to proceed with creation and/or redemption orders and no other authorized participant steps forward to create or redeem, the Fund's shares may trade at a premium or discount (the difference between the market price of the Fund's shares and the Fund's net asset value) and possibly face delisting and the bid/ask spread (the difference between the price that someone is willing to pay for shares of the Fund at a specific point in time versus the price at which someone is willing to sell) on the Fund's shares may widen.

CURRENT MARKET CONDITIONS RISK. Current market conditions risk is the risk that a particular investment, or shares of the Fund in general, may fall in value due to current market conditions. As a means to fight inflation, which remains at elevated levels, the Federal Reserve and certain foreign central banks have raised interest rates; however, the Federal Reserve has recently lowered interest rates and may continue to do so. U.S. regulators have proposed several changes to market and issuer regulations which would directly impact the Fund, and any regulatory changes could adversely impact the Fund's ability to achieve its investment strategies or make certain investments. Recent and potential future bank failures could result in

disruption to the broader banking industry or markets generally and reduce confidence in financial institutions and the economy as a whole, which may also heighten market volatility and reduce liquidity. Additionally, challenges in commercial real estate markets, including rising interest rates, declining valuations and increasing vacancies, could have a broader impact on financial markets. The ongoing adversarial political climate in the United States, as well as political and diplomatic events both domestic and abroad, have and may continue to have an adverse impact the U.S. regulatory landscape, markets and investor behavior, which could have a negative impact on the Fund's investments and operations. The change in administration resulting from the 2024 United States national elections could result in significant impacts to international trade relations, tax and immigration policies, and other aspects of the national and international political and financial landscape, which could affect, among other things, inflation and the securities markets generally. Other unexpected political, regulatory and diplomatic events within the U.S. and abroad may affect investor and consumer confidence and may adversely impact financial markets and the broader economy. For example, ongoing armed conflicts between Russia and Ukraine in Europe and among Israel, Iran, Hamas and other militant groups in the Middle East, have caused and could continue to cause significant market disruptions and volatility within the markets in Russia, Europe, the Middle East and the United States. The hostilities and sanctions resulting from those hostilities have and could continue to have a significant impact on certain Fund investments as well as Fund performance and liquidity. The economies of the United States and its trading partners, as well as the financial markets generally, may be adversely impacted by trade disputes and other matters. For example, the United States has imposed trade barriers and restrictions on China. In addition, the Chinese government is engaged in a longstanding dispute with Taiwan, continually threatening an invasion. If the political climate between the United States and China does not improve or continues to deteriorate, if China were to attempt invading Taiwan, or if other geopolitical conflicts develop or worsen, economies, markets and individual securities may be adversely affected, and the value of the Fund's assets may go down. A public health crisis and the ensuing policies enacted by governments and central banks may cause significant volatility and uncertainty in global financial markets, negatively impacting global growth prospects. As the COVID-19 global pandemic illustrated, such events may affect certain geographic regions, countries, sectors and industries more significantly than others. Advancements in technology may also adversely impact markets and the overall performance of the Fund. For instance, the economy may be significantly impacted by the advanced development and increased regulation of artificial intelligence. Additionally, cyber security breaches of both government and non-government entities could have negative impacts on infrastructure and the ability of such entities, including the Fund, to operate properly. These events, and any other future events, may adversely affect the prices and liquidity of the Fund's portfolio investments and could result in disruptions in the trading markets.

CYBER SECURITY RISK. The Fund is susceptible to operational risks through breaches in cyber security. A breach in cyber security refers to both intentional and unintentional events that may cause the Fund to lose proprietary information, suffer data corruption or lose operational capacity. Such events could cause the Fund to incur regulatory penalties, reputational damage, additional compliance costs associated with corrective measures and/or financial loss. Cyber security breaches may involve unauthorized access to the Fund's digital information systems through "hacking" or malicious software coding but may also result from outside attacks such as denial-of-service attacks through efforts to make network services unavailable to intended users. In addition, cyber security breaches of the issuers of securities in which the Fund invests or the Fund's third-party service providers, such as its administrator, transfer agent, custodian, or sub-advisor, as applicable, can also subject the Fund to many of the same risks associated with direct cyber security breaches. Although the Fund has established risk management systems designed to reduce the risks associated with cyber security, there is no guarantee that such efforts will succeed, especially because the Fund does not directly control the cyber security systems of issuers or third-party service providers.

EQUITY SECURITIES RISK. The value of the Fund's shares will fluctuate with changes in the value of the equity securities in which it invests. Equity securities prices fluctuate for several reasons, including changes in investors' perceptions of the financial condition of an issuer or the general condition of the relevant equity market, such as market volatility, or when political or economic events affecting an issuer occur. Common stock prices may be particularly sensitive to rising interest rates, as the cost of capital rises and borrowing costs increase. Equity securities may decline significantly in price over short or extended periods of time, and such declines may occur in the equity market as a whole, or they may occur in only a particular country, company, industry or sector of the market.

GROWTH STOCKS INVESTMENT RISK. Stocks exhibiting growth characteristics tend to be more volatile than certain other types of stocks and their prices usually fluctuate more dramatically than the overall stock market. A stock with growth characteristics can have sharp price declines due to decreases in current or expected earnings and may lack dividend payments that can help cushion its share price during declining markets.

HEALTH CARE COMPANIES RISK. Health care companies, such as companies providing medical and healthcare goods and services, companies engaged in manufacturing medical equipment, supplies and pharmaceuticals, as well as operating health

care facilities and the provision of managed health care, may be affected by government regulations and government health care programs, increases or decreases in the cost of medical products and services and product liability claims, among other factors. Many health care companies are heavily dependent on patent protection, and the expiration of a company's patent may adversely affect that company's profitability. Health care companies are also subject to competitive forces that may result in price discounting, may be thinly capitalized and susceptible to product obsolescence.

INDEX CONCENTRATION RISK. The Fund will be concentrated in an industry or a group of industries to the extent that the Index is so concentrated. To the extent that the Fund invests a significant percentage of its assets in a single asset class or the securities of issuers within the same country, state, region, industry or sector, an adverse economic, business or political development may affect the value of the Fund's investments more than if the Fund were more broadly diversified. A significant exposure makes the Fund more susceptible to any single occurrence and may subject the Fund to greater market risk than a fund that is more broadly diversified. There may be instances in which the Index, for a variety of reasons including changes in the prices of individual securities held by the Fund, has a larger exposure to a small number of stocks or a single stock relative to the rest of the stocks in the Index. Under such circumstances, the Fund will not deviate from the Index except in rare circumstances or in an immaterial way and therefore the Fund's returns would be more greatly influenced by the returns of the stock(s) with the larger exposure.

INDEX OR MODEL CONSTITUENT RISK. The Fund may be a constituent of one or more indices or ETF models. As a result, the Fund may be included in one or more index-tracking exchange-traded funds or mutual funds. Being a component security of such a vehicle could greatly affect the trading activity involving the Fund's shares, the size of the Fund and the market volatility of the Fund. Inclusion in an index could increase demand for the Fund and removal from an index could result in outsized selling activity in a relatively short period of time. As a result, the Fund's net asset value could be negatively impacted and the Fund's market price may be below the Fund's net asset value during certain periods. In addition, index rebalances may potentially result in increased trading activity in the Fund's shares.

INDEX PROVIDER RISK. There is no assurance that the Index Provider, or any agents that act on its behalf, will compile the Index accurately, or that the Index will be determined, maintained, constructed, reconstituted, rebalanced, composed, calculated or disseminated accurately. The Index Provider and its agents do not provide any representation or warranty in relation to the quality, accuracy or completeness of data in the Index, and do not guarantee that the Index will be calculated in accordance with its stated methodology. The Advisor's mandate as described in this prospectus is to manage the Fund consistently with the Index provided by the Index Provider. The Advisor relies upon the Index provider and its agents to accurately compile, maintain, construct, reconstitute, rebalance, compose, calculate and disseminate the Index accurately. Therefore, losses or costs associated with any Index Provider or agent errors generally will be borne by the Fund and its shareholders. To correct any such error, the Index Provider or its agents may carry out an unscheduled rebalance of the Index or other modification of Index constituents or weightings. When the Fund in turn rebalances its portfolio, any transaction costs and market exposure arising from such portfolio rebalancing will be borne by the Fund and its shareholders. Unscheduled rebalances also expose the Fund to additional tracking error risk. Errors in respect of the quality, accuracy and completeness of the data used to compile the Index may occur from time to time and may not be identified and corrected by the Index Provider for a period of time or at all, particularly where the Index is less commonly used as a benchmark by funds or advisors. For example, during a period where the Index contains incorrect constituents, the Fund tracking the Index would have market exposure to such constituents and would be underexposed to the Index's other constituents. Such errors may negatively impact the Fund and its shareholders. The Index Provider and its agents rely on various sources of information to assess the criteria of issuers included in the Index, including information that may be based on assumptions and estimates. Neither the Fund nor the Advisor can offer assurances that the Index's calculation methodology or sources of information will provide an accurate assessment of included issuers. Unusual market conditions or issuer-specific events may cause the Index Provider to postpone a scheduled rebalance, exclude or substitute a security in the Index or undertake other measures which could cause the Index to vary from its normal or expected composition. The postponement of a scheduled rebalance in a time of market volatility could mean that constituents that would otherwise be removed at rebalance due to changes in market capitalizations, issuer credit ratings, or other reasons may remain, causing the performance and constituents of the Index to vary from those expected under normal conditions. Apart from scheduled rebalances, the Index Provider or its agents may carry out additional ad hoc rebalances to the Index due to unusual market conditions or in order, for example, to correct an error in the selection of index constituents.

MARKET MAKER RISK. The Fund faces numerous market trading risks, including the potential lack of an active market for Fund shares due to a limited number of market makers. Decisions by market makers or authorized participants to reduce their role or step away from these activities in times of market stress could inhibit the effectiveness of the arbitrage process in maintaining the relationship between the underlying values of the Fund's portfolio securities and the Fund's market price.

The Fund may rely on a small number of third-party market makers to provide a market for the purchase and sale of shares. Any trading halt or other problem relating to the trading activity of these market makers could result in a dramatic change in the spread between the Fund's net asset value and the price at which the Fund's shares are trading on the Exchange, which could result in a decrease in value of the Fund's shares. This reduced effectiveness could result in Fund shares trading at a discount to net asset value and also in greater than normal intraday bid-ask spreads for Fund shares.

MARKET RISK. Market risk is the risk that a particular investment, or shares of the Fund in general, may fall in value. Securities are subject to market fluctuations caused by real or perceived adverse economic, political, and regulatory factors or market developments, changes in interest rates and perceived trends in securities prices. Shares of the Fund could decline in value or underperform other investments. In addition, local, regional or global events such as war, acts of terrorism, market manipulation, government defaults, government shutdowns, regulatory actions, political changes, diplomatic developments, the imposition of sanctions and other similar measures, spread of infectious diseases or other public health issues, recessions, natural disasters, or other events could have a significant negative impact on the Fund and its investments. Any of such circumstances could have a materially negative impact on the value of the Fund's shares, the liquidity of an investment, and may result in increased market volatility. During any such events, the Fund's shares may trade at increased premiums or discounts to their net asset value, the bid/ask spread on the Fund's shares may widen and the returns on investment may fluctuate.

NON-CORRELATION RISK. The Fund's return may not match the return of the Index for a number of reasons. The Fund incurs operating expenses not applicable to the Index, and may incur costs in buying and selling securities, especially when rebalancing the Fund's portfolio holdings to reflect changes in the composition of the Index. In addition, the Fund's portfolio holdings may not exactly replicate the securities included in the Index or the ratios between the securities included in the Index. Additionally, in order to comply with its investment strategies and policies, the Fund portfolio may deviate from the composition of the Index. Accordingly, the Fund's return may underperform the return of the Index.

OPERATIONAL RISK. The Fund is subject to risks arising from various operational factors, including, but not limited to, human error, processing and communication errors, errors of the Fund's service providers, counterparties or other third-parties, failed or inadequate processes and technology or systems failures. The Fund relies on third-parties for a range of services, including custody. Any delay or failure relating to engaging or maintaining such service providers may affect the Fund's ability to meet its investment objective. Although the Fund and the Fund's investment advisor seek to reduce these operational risks through controls and procedures, there is no way to completely protect against such risks.

PASSIVE INVESTMENT RISK. The Fund is not actively managed. The Fund invests in securities included in or representative of the Index regardless of investment merit. The Fund generally will not attempt to take defensive positions in declining markets. In the event that the Index is no longer calculated, the Index license is terminated or the identity or character of the Index is materially changed, the Fund will seek to engage a replacement index.

PORTFOLIO TURNOVER RISK. High portfolio turnover may result in the Fund paying higher levels of transaction costs and may generate greater tax liabilities for shareholders. Portfolio turnover risk may cause the Fund's performance to be less than expected.

PREMIUM/DISCOUNT RISK. The market price of the Fund's shares will generally fluctuate in accordance with changes in the Fund's net asset value as well as the relative supply of and demand for shares on the Exchange. The Fund's investment advisor cannot predict whether shares will trade below, at or above their net asset value because the shares trade on the Exchange at market prices and not at net asset value. Price differences may be due, in large part, to the fact that supply and demand forces at work in the secondary trading market for shares will be closely related, but not identical, to the same forces influencing the prices of the holdings of the Fund trading individually or in the aggregate at any point in time. However, given that shares can only be purchased and redeemed in Creation Units, and only to and from broker-dealers and large institutional investors that have entered into participation agreements (unlike shares of closed-end funds, which frequently trade at appreciable discounts from, and sometimes at premiums to, their net asset value), the Fund's investment advisor believes that large discounts or premiums to the net asset value of shares should not be sustained. During stressed market conditions, the market for the Fund's shares may become less liquid in response to deteriorating liquidity in the market for the Fund's underlying portfolio holdings, which could in turn lead to differences between the market price of the Fund's shares and their net asset value and the bid/ask spread on the Fund's shares may widen.

SMALLER COMPANIES RISK. Small and/or mid capitalization companies may be more vulnerable to adverse general market or economic developments, and their securities may be less liquid and may experience greater price volatility than larger, more established companies as a result of several factors, including limited trading volumes, fewer products or financial

First Trust Health Care AlphaDEX® Fund (FXH)

resources, management inexperience and less publicly available information. Accordingly, such companies are generally subject to greater market risk than larger, more established companies.

TRADING ISSUES RISK. Trading in Fund shares on the Exchange may be halted due to market conditions or for reasons that, in the view of the Exchange, make trading in shares inadvisable. In addition, trading in Fund shares on the Exchange is subject to trading halts caused by extraordinary market volatility pursuant to the Exchange's "circuit breaker" rules. There can be no assurance that the requirements of the Exchange necessary to maintain the listing of the Fund will continue to be met or will remain unchanged. The Fund may have difficulty maintaining its listing on the Exchange in the event the Fund's assets are small, the Fund does not have enough shareholders, or if the Fund is unable to proceed with creation and/or redemption orders.

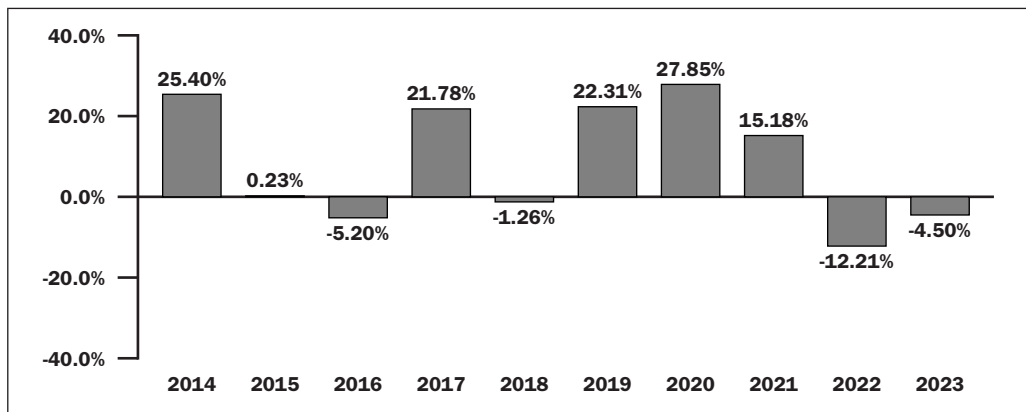
VALUE STOCKS INVESTMENT RISK. The intrinsic value of a stock with value characteristics may not be fully recognized by the market for a long time or a stock judged to be undervalued may actually be appropriately priced at a low level.

Annual Total Return

The bar chart and table below illustrate the annual calendar year returns of the Fund based on net asset value as well as the average annual Fund and Index returns. The bar chart and table provide an indication of the risks of investing in the Fund by showing changes in the Fund's performance from year-to-year and by showing how the Fund's average annual total returns based on net asset value compared to those of the Index, a broad-based market index and three market indices. The Fund's performance information is accessible on the Fund's website at <http://www.ftportfolios.com>.

With respect to the Russell 1000® Health Care Index, on or about September 18, 2008, Russell Investment Group ("Russell") began calculating its Russell U.S. Indices using an enhanced Russell sector scheme, the Russell Global Sectors (the "RGS"). The RGS and the former U.S. sector scheme ran in tandem until June 30, 2009, when Russell officially transitioned to the RGS and ceased calculating its indices using the U.S. sector scheme. Consequently, performance data is not available for the Russell 1000® Health Care Index for the "Since Inception" period set forth in the table because performance data does not exist using solely the U.S. sector scheme or alternatively, using solely the RGS.

First Trust Health Care AlphaDEX® Fund Calendar Year Total Returns as of 12/31 ⁽¹⁾



(1) The Fund's calendar year-to-date total return based on net asset value for the period 12/31/23 to 09/30/24 was 8.40%.

During the periods shown in the chart above:

	Return	Period Ended
Best Quarter	22.21%	June 30, 2020
Worst Quarter	-19.65%	December 31, 2018
Year-to-Date	8.40%	September 30, 2024

The Fund's past performance (before and after taxes) is not necessarily an indication of how the Fund will perform in the future.

All after-tax returns are calculated using the historical highest individual federal marginal income tax rates and do not reflect the impact of any state or local tax. Returns after taxes on distributions reflect the taxed return on the payment of dividends and capital gains. Returns after taxes on distributions and sale of shares assume you sold your shares at period end, and,

First Trust Health Care AlphaDEX® Fund (FXH)

therefore, are also adjusted for any capital gains or losses incurred. Returns for an index do not include expenses, which are deducted from Fund returns, or taxes.

Your own actual after-tax returns will depend on your specific tax situation and may differ from what is shown here. After-tax returns are not relevant to investors who hold Fund shares in tax-deferred accounts such as individual retirement accounts (IRAs) or employee-sponsored retirement plans.

Average Annual Total Returns for the Periods Ended December 31, 2023

	1 Year	5 Years	10 Years	Since Inception	Inception Date
Return Before Taxes	-4.50%	8.59%	8.02%	10.46%	5/8/2007
Return After Taxes on Distributions	-4.60%	8.55%	8.00%	10.43%	
Return After Taxes on Distributions and Sale of Fund Shares	-2.67%	6.77%	6.54%	9.03%	
StrataQuant® Health Care Index (reflects no deduction for fees, expenses or taxes)	-3.88%	9.32%	8.73%	11.23%	
Russell 1000® Index (reflects no deduction for fees, expenses or taxes)	26.53%	15.52%	11.80%	9.31%	
S&P 500® Health Care Index (reflects no deduction for fees, expenses or taxes)	2.06%	11.59%	11.35%	10.28%	
Russell 1000® Health Care Index ⁽¹⁾ (reflects no deduction for fees, expenses or taxes)	2.44%	11.51%	11.37%	N/A	
Russell 3000® Index (reflects no deduction for fees, expenses or taxes)	25.96%	15.16%	11.48%	9.15%	

(1) Performance data is not available for all the periods shown in the table for the index because performance data does not exist for some of the entire periods.

Management

Investment Advisor

First Trust Advisors L.P. ("First Trust" or the "Advisor")

Portfolio Managers

The Fund's portfolio is managed by a team (the "Investment Committee") consisting of:

- Daniel J. Lindquist, Chairman of the Investment Committee and Managing Director of First Trust
- David G. McGarel, Chief Investment Officer, Chief Operating Officer and Managing Director of First Trust
- Jon C. Erickson, Senior Vice President of First Trust
- Roger F. Testin, Senior Vice President of First Trust
- Stan Ueland, Senior Vice President of First Trust
- Chris A. Peterson, Senior Vice President of First Trust
- Erik Russo, Vice President of First Trust

The Investment Committee members are primarily and jointly responsible for the day-to-day management of the Fund. Each Investment Committee member has served as a part of the portfolio management team of the Fund since 2007, except for Chris A. Peterson and Erik Russo who have served as part of the portfolio management team of the Fund since 2016 and 2020, respectively.

Purchase and Sale of Fund Shares

The Fund issues and redeems shares on a continuous basis, at net asset value, only in large blocks of shares called "Creation Units." Individual shares of the Fund may only be purchased and sold on the secondary market through a broker-dealer. Since shares of the Fund trade on securities exchanges in the secondary market at their market price rather than their net asset value, the Fund's shares may trade at a price greater than (premium) or less than (discount) the Fund's net asset value. An

First Trust Health Care AlphaDEX® Fund (FXH)

investor may incur costs attributable to the difference between the highest price a buyer is willing to pay to purchase shares of the Fund (bid) and the lowest price a seller is willing to accept for shares of the Fund (ask) when buying or selling shares in the secondary market (the "*bid-ask spread*"). Recent information, including the Fund's net asset value, market price, premiums and discounts, bid-ask spreads and the median bid-ask spread for the Fund's most recent fiscal year, is available online at <http://www.ftportfolios.com/Retail/etf/home.aspx>.

Tax Information

The Fund's distributions are taxable and will generally be taxed as ordinary income or capital gains. Distributions on shares held in a tax-deferred account, while not immediately taxable, will be subject to tax when the shares are no longer held in a tax-deferred account.

Payments to Broker-Dealers and Other Financial Intermediaries

If you purchase shares of the Fund through a broker-dealer, registered investment adviser, bank or other financial intermediary (collectively, "intermediaries"), First Trust and First Trust Portfolios L.P., the Fund's distributor, may pay the intermediary for the sale of Fund shares and related services. These payments may create a conflict of interest by influencing the broker-dealer or other intermediary and your salesperson to recommend the Fund over another investment. Ask your salesperson or visit your financial intermediary's website for more information.

SUMMARY INFORMATION

First Trust Industrials/Producer Durables AlphaDEX® Fund (FXR)

Investment Objective

The First Trust Industrials/Producer Durables AlphaDEX® Fund (the "Fund") seeks investment results that correspond generally to the price and yield (before the Fund's fees and expenses) of an equity index called the StrataQuant® Industrials Index (the "Index").

Fees and Expenses of the Fund

The following table describes the fees and expenses you may pay if you buy, hold and sell shares of the Fund. **Investors may pay other fees, such as brokerage commissions and other fees to financial intermediaries, which are not reflected in the table and example below.**

Shareholder Fees

(fees paid directly from your investment)

Maximum Sales Charge (Load) Imposed on Purchases (as a percentage of offering price)	None
--------------------------------------------------------------------------------------	------

Annual Fund Operating Expenses

(expenses that you pay each year as a percentage of the value of your investment)

Management Fees	0.50%
Distribution and Service (12b-1) Fees	0.00%
Other Expenses	0.10%
Total Annual Fund Operating Expenses	0.60%
Fee Waiver and Expense Reimbursement ⁽¹⁾	0.00%
Net Annual Fund Operating Expenses	0.60%

⁽¹⁾ First Trust Advisors L.P., the Fund's investment advisor, has agreed to waive fees and/or reimburse Fund expenses to the extent that the operating expenses of the Fund (excluding interest expense, brokerage commissions and other trading expenses, taxes and extraordinary expenses) exceed 0.70% of its average daily net assets (the "Expense Cap") at least through November 30, 2025. The agreement may be terminated by the Trust, on behalf of the Fund, at any time and by the Fund's investment advisor only after November 30, 2025 upon 60 days' written notice.

Example

The example below is intended to help you compare the cost of investing in the Fund with the cost of investing in other funds.

The example assumes that you invest \$10,000 in the Fund for the time periods indicated and then hold or sell all of your shares at the end of those periods. The example also assumes that your investment has a 5% return each year and that the Fund's operating expenses remain at current levels. Although your actual costs may be higher or lower, based on these assumptions your costs would be:

	1 Year	3 Years	5 Years	10 Years
	\$61	\$192	\$335	\$750

Portfolio Turnover

The Fund pays transaction costs, such as commissions, when it buys and sells securities (or "turns over" its portfolio). A higher portfolio turnover rate may indicate higher transaction costs and may result in higher taxes when Fund shares are held in a taxable account. These costs, which are not reflected in annual fund operating expenses or in the example, affect the Fund's performance. During the most recent fiscal year, the Fund's portfolio turnover rate was 78% of the average value of its portfolio.

Principal Investment Strategies

The Fund will normally invest at least 90% of its net assets (including investment borrowings) in the securities that comprise the Index. The Fund, using an "indexing" investment approach, attempts to replicate, before fees and expenses, the performance of the Index. The Index is part of the "StrataQuant® Series," a family of custom enhanced indices developed, maintained and owned by ICE Data Indices, LLC or its affiliates ("IDI" or the "Index Provider"). The Index Provider reserves the

right to, at any time, change the number of stocks comprising the Index by adding or deleting one or more stocks, or replacing one or more stocks contained in the Index with one or more substitute stocks of its choice, if in the Index Provider's discretion, such addition, deletion or substitution is necessary or appropriate to maintain the quality and/or character of the Index.

According to the Index Provider, the Index is a modified, equal-dollar weighted index designed to objectively identify and select stocks from the Russell 1000® Index in the industrials sector that have the potential for greater capital appreciation. The Index uses the AlphaDEX® selection methodology which aims to select securities that may generate positive alpha, or risk-adjusted returns, relative to traditional indices. Alpha is an indication of how much an investment outperforms or underperforms on a risk-adjusted basis relative to its benchmark. The Russell 1000® Index consists of approximately 1,000 of the largest stocks within the Russell 3000® Index. The Russell 3000® Index is constructed to represent approximately 98% of the investable U.S. equity market.

According to the Index Provider, security selection for the Index will be conducted in the following manner:

1. The selection universe for the Index begins with all stocks in the Russell 1000® Index that meet the Index Provider's share class and liquidity screens.
2. The stocks in the selection universe are ranked on both growth and value factors. Each stock is classified as either a value stock, a growth stock or a combination of growth and value, as determined by the Index Provider. A stock classified as a value stock will receive its value rank as its "selection score" and a stock classified as a growth stock will receive its growth rank as its "selection score." A stock classified as a combination of growth and value will receive the better of the two scores.
3. The selection universe is then divided into respective sectors as defined by the Index Provider. The component stocks contained in the sector for which the Fund is named are ranked according to their selection score from step 2.
4. The number of "selected stocks" for the relevant sector will be the greater of the top 75% of securities from step 3 or 40 stocks. The selected stocks are then split into quintiles based on their selection score, with higher scoring quintiles receiving a greater weight in the Index.

The Index is reconstituted and rebalanced quarterly and the Fund will make corresponding changes to its portfolio shortly after the Index changes are made public. The Index's quarterly rebalance and reconstitution schedule may cause the Fund to experience a higher rate of portfolio turnover. The Fund will be concentrated in an industry or a group of industries to the extent that the Index is so concentrated. As of October 31, 2024, the Index was composed of 138 securities with a market capitalization range of \$1.78 billion to \$190.26 billion. As of October 31, 2024, the Fund had significant investments in industrials companies. The Fund's investments will change as the Index changes and, as a result, the Fund may have significant investments in jurisdictions or investment sectors that it may not have had as of October 31, 2024. To the extent the Fund invests a significant portion of its assets in a given jurisdiction or investment sector, the Fund may be exposed to the risks associated with that jurisdiction or investment sector.

Principal Risks

You could lose money by investing in the Fund. An investment in the Fund is not a deposit of a bank and is not insured or guaranteed by the Federal Deposit Insurance Corporation or any other governmental agency. There can be no assurance that the Fund's investment objective will be achieved. The order of the below risk factors does not indicate the significance of any particular risk factor.

AUTHORIZED PARTICIPANT CONCENTRATION RISK. Only an authorized participant may engage in creation or redemption transactions directly with the Fund. A limited number of institutions act as authorized participants for the Fund. To the extent that these institutions exit the business or are unable to proceed with creation and/or redemption orders and no other authorized participant steps forward to create or redeem, the Fund's shares may trade at a premium or discount (the difference between the market price of the Fund's shares and the Fund's net asset value) and possibly face delisting and the bid/ask spread (the difference between the price that someone is willing to pay for shares of the Fund at a specific point in time versus the price at which someone is willing to sell) on the Fund's shares may widen.

CURRENT MARKET CONDITIONS RISK. Current market conditions risk is the risk that a particular investment, or shares of the Fund in general, may fall in value due to current market conditions. As a means to fight inflation, which remains at elevated levels, the Federal Reserve and certain foreign central banks have raised interest rates; however, the Federal Reserve has recently lowered interest rates and may continue to do so. U.S. regulators have proposed several changes to market and issuer regulations which would directly impact the Fund, and any regulatory changes could adversely impact the Fund's ability to

achieve its investment strategies or make certain investments. Recent and potential future bank failures could result in disruption to the broader banking industry or markets generally and reduce confidence in financial institutions and the economy as a whole, which may also heighten market volatility and reduce liquidity. Additionally, challenges in commercial real estate markets, including rising interest rates, declining valuations and increasing vacancies, could have a broader impact on financial markets. The ongoing adversarial political climate in the United States, as well as political and diplomatic events both domestic and abroad, have and may continue to have an adverse impact the U.S. regulatory landscape, markets and investor behavior, which could have a negative impact on the Fund's investments and operations. The change in administration resulting from the 2024 United States national elections could result in significant impacts to international trade relations, tax and immigration policies, and other aspects of the national and international political and financial landscape, which could affect, among other things, inflation and the securities markets generally. Other unexpected political, regulatory and diplomatic events within the U.S. and abroad may affect investor and consumer confidence and may adversely impact financial markets and the broader economy. For example, ongoing armed conflicts between Russia and Ukraine in Europe and among Israel, Iran, Hamas and other militant groups in the Middle East, have caused and could continue to cause significant market disruptions and volatility within the markets in Russia, Europe, the Middle East and the United States. The hostilities and sanctions resulting from those hostilities have and could continue to have a significant impact on certain Fund investments as well as Fund performance and liquidity. The economies of the United States and its trading partners, as well as the financial markets generally, may be adversely impacted by trade disputes and other matters. For example, the United States has imposed trade barriers and restrictions on China. In addition, the Chinese government is engaged in a longstanding dispute with Taiwan, continually threatening an invasion. If the political climate between the United States and China does not improve or continues to deteriorate, if China were to attempt invading Taiwan, or if other geopolitical conflicts develop or worsen, economies, markets and individual securities may be adversely affected, and the value of the Fund's assets may go down. A public health crisis and the ensuing policies enacted by governments and central banks may cause significant volatility and uncertainty in global financial markets, negatively impacting global growth prospects. As the COVID-19 global pandemic illustrated, such events may affect certain geographic regions, countries, sectors and industries more significantly than others. Advancements in technology may also adversely impact markets and the overall performance of the Fund. For instance, the economy may be significantly impacted by the advanced development and increased regulation of artificial intelligence. Additionally, cyber security breaches of both government and non-government entities could have negative impacts on infrastructure and the ability of such entities, including the Fund, to operate properly. These events, and any other future events, may adversely affect the prices and liquidity of the Fund's portfolio investments and could result in disruptions in the trading markets.

CYBER SECURITY RISK. The Fund is susceptible to operational risks through breaches in cyber security. A breach in cyber security refers to both intentional and unintentional events that may cause the Fund to lose proprietary information, suffer data corruption or lose operational capacity. Such events could cause the Fund to incur regulatory penalties, reputational damage, additional compliance costs associated with corrective measures and/or financial loss. Cyber security breaches may involve unauthorized access to the Fund's digital information systems through "hacking" or malicious software coding but may also result from outside attacks such as denial-of-service attacks through efforts to make network services unavailable to intended users. In addition, cyber security breaches of the issuers of securities in which the Fund invests or the Fund's third-party service providers, such as its administrator, transfer agent, custodian, or sub-advisor, as applicable, can also subject the Fund to many of the same risks associated with direct cyber security breaches. Although the Fund has established risk management systems designed to reduce the risks associated with cyber security, there is no guarantee that such efforts will succeed, especially because the Fund does not directly control the cyber security systems of issuers or third-party service providers.

EQUITY SECURITIES RISK. The value of the Fund's shares will fluctuate with changes in the value of the equity securities in which it invests. Equity securities prices fluctuate for several reasons, including changes in investors' perceptions of the financial condition of an issuer or the general condition of the relevant equity market, such as market volatility, or when political or economic events affecting an issuer occur. Common stock prices may be particularly sensitive to rising interest rates, as the cost of capital rises and borrowing costs increase. Equity securities may decline significantly in price over short or extended periods of time, and such declines may occur in the equity market as a whole, or they may occur in only a particular country, company, industry or sector of the market.

GROWTH STOCKS INVESTMENT RISK. Stocks exhibiting growth characteristics tend to be more volatile than certain other types of stocks and their prices usually fluctuate more dramatically than the overall stock market. A stock with growth characteristics can have sharp price declines due to decreases in current or expected earnings and may lack dividend payments that can help cushion its share price during declining markets.

INDEX CONCENTRATION RISK. The Fund will be concentrated in an industry or a group of industries to the extent that the Index is so concentrated. To the extent that the Fund invests a significant percentage of its assets in a single asset class or the securities of issuers within the same country, state, region, industry or sector, an adverse economic, business or political development may affect the value of the Fund's investments more than if the Fund were more broadly diversified. A significant exposure makes the Fund more susceptible to any single occurrence and may subject the Fund to greater market risk than a fund that is more broadly diversified. There may be instances in which the Index, for a variety of reasons including changes in the prices of individual securities held by the Fund, has a larger exposure to a small number of stocks or a single stock relative to the rest of the stocks in the Index. Under such circumstances, the Fund will not deviate from the Index except in rare circumstances or in an immaterial way and therefore the Fund's returns would be more greatly influenced by the returns of the stock(s) with the larger exposure.

INDEX OR MODEL CONSTITUENT RISK. The Fund may be a constituent of one or more indices or ETF models. As a result, the Fund may be included in one or more index-tracking exchange-traded funds or mutual funds. Being a component security of such a vehicle could greatly affect the trading activity involving the Fund's shares, the size of the Fund and the market volatility of the Fund. Inclusion in an index could increase demand for the Fund and removal from an index could result in outsized selling activity in a relatively short period of time. As a result, the Fund's net asset value could be negatively impacted and the Fund's market price may be below the Fund's net asset value during certain periods. In addition, index rebalances may potentially result in increased trading activity in the Fund's shares.

INDEX PROVIDER RISK. There is no assurance that the Index Provider, or any agents that act on its behalf, will compile the Index accurately, or that the Index will be determined, maintained, constructed, reconstituted, rebalanced, composed, calculated or disseminated accurately. The Index Provider and its agents do not provide any representation or warranty in relation to the quality, accuracy or completeness of data in the Index, and do not guarantee that the Index will be calculated in accordance with its stated methodology. The Advisor's mandate as described in this prospectus is to manage the Fund consistently with the Index provided by the Index Provider. The Advisor relies upon the Index provider and its agents to accurately compile, maintain, construct, reconstitute, rebalance, compose, calculate and disseminate the Index accurately. Therefore, losses or costs associated with any Index Provider or agent errors generally will be borne by the Fund and its shareholders. To correct any such error, the Index Provider or its agents may carry out an unscheduled rebalance of the Index or other modification of Index constituents or weightings. When the Fund in turn rebalances its portfolio, any transaction costs and market exposure arising from such portfolio rebalancing will be borne by the Fund and its shareholders. Unscheduled rebalances also expose the Fund to additional tracking error risk. Errors in respect of the quality, accuracy and completeness of the data used to compile the Index may occur from time to time and may not be identified and corrected by the Index Provider for a period of time or at all, particularly where the Index is less commonly used as a benchmark by funds or advisors. For example, during a period where the Index contains incorrect constituents, the Fund tracking the Index would have market exposure to such constituents and would be underexposed to the Index's other constituents. Such errors may negatively impact the Fund and its shareholders. The Index Provider and its agents rely on various sources of information to assess the criteria of issuers included in the Index, including information that may be based on assumptions and estimates. Neither the Fund nor the Advisor can offer assurances that the Index's calculation methodology or sources of information will provide an accurate assessment of included issuers. Unusual market conditions or issuer-specific events may cause the Index Provider to postpone a scheduled rebalance, exclude or substitute a security in the Index or undertake other measures which could cause the Index to vary from its normal or expected composition. The postponement of a scheduled rebalance in a time of market volatility could mean that constituents that would otherwise be removed at rebalance due to changes in market capitalizations, issuer credit ratings, or other reasons may remain, causing the performance and constituents of the Index to vary from those expected under normal conditions. Apart from scheduled rebalances, the Index Provider or its agents may carry out additional ad hoc rebalances to the Index due to unusual market conditions or in order, for example, to correct an error in the selection of index constituents.

INDUSTRIALS COMPANIES RISK. Industrials companies convert unfinished goods into finished durables used to manufacture other goods or provide services. Examples of industrials companies include companies involved in the production of electrical equipment and components, industrial products, manufactured housing and telecommunications equipment, as well as defense and aerospace companies. General risks of industrials companies include the general state of the economy, exchange rates, commodity prices, intense competition, consolidation, domestic and international politics, government regulation, import controls, excess capacity, consumer demand and spending trends. In addition, industrials companies may also be significantly affected by overall capital spending levels, economic cycles, rapid technological changes, delays in modernization, labor relations, environmental liabilities, governmental and product liability and e-commerce initiatives.

MARKET MAKER RISK. The Fund faces numerous market trading risks, including the potential lack of an active market for Fund shares due to a limited number of market makers. Decisions by market makers or authorized participants to reduce their role or step away from these activities in times of market stress could inhibit the effectiveness of the arbitrage process in maintaining the relationship between the underlying values of the Fund's portfolio securities and the Fund's market price. The Fund may rely on a small number of third-party market makers to provide a market for the purchase and sale of shares. Any trading halt or other problem relating to the trading activity of these market makers could result in a dramatic change in the spread between the Fund's net asset value and the price at which the Fund's shares are trading on the Exchange, which could result in a decrease in value of the Fund's shares. This reduced effectiveness could result in Fund shares trading at a discount to net asset value and also in greater than normal intraday bid-ask spreads for Fund shares.

MARKET RISK. Market risk is the risk that a particular investment, or shares of the Fund in general, may fall in value. Securities are subject to market fluctuations caused by real or perceived adverse economic, political, and regulatory factors or market developments, changes in interest rates and perceived trends in securities prices. Shares of the Fund could decline in value or underperform other investments. In addition, local, regional or global events such as war, acts of terrorism, market manipulation, government defaults, government shutdowns, regulatory actions, political changes, diplomatic developments, the imposition of sanctions and other similar measures, spread of infectious diseases or other public health issues, recessions, natural disasters, or other events could have a significant negative impact on the Fund and its investments. Any of such circumstances could have a materially negative impact on the value of the Fund's shares, the liquidity of an investment, and may result in increased market volatility. During any such events, the Fund's shares may trade at increased premiums or discounts to their net asset value, the bid/ask spread on the Fund's shares may widen and the returns on investment may fluctuate.

NON-CORRELATION RISK. The Fund's return may not match the return of the Index for a number of reasons. The Fund incurs operating expenses not applicable to the Index, and may incur costs in buying and selling securities, especially when rebalancing the Fund's portfolio holdings to reflect changes in the composition of the Index. In addition, the Fund's portfolio holdings may not exactly replicate the securities included in the Index or the ratios between the securities included in the Index. Additionally, in order to comply with its investment strategies and policies, the Fund portfolio may deviate from the composition of the Index. Accordingly, the Fund's return may underperform the return of the Index.

OPERATIONAL RISK. The Fund is subject to risks arising from various operational factors, including, but not limited to, human error, processing and communication errors, errors of the Fund's service providers, counterparties or other third-parties, failed or inadequate processes and technology or systems failures. The Fund relies on third-parties for a range of services, including custody. Any delay or failure relating to engaging or maintaining such service providers may affect the Fund's ability to meet its investment objective. Although the Fund and the Fund's investment advisor seek to reduce these operational risks through controls and procedures, there is no way to completely protect against such risks.

PASSIVE INVESTMENT RISK. The Fund is not actively managed. The Fund invests in securities included in or representative of the Index regardless of investment merit. The Fund generally will not attempt to take defensive positions in declining markets. In the event that the Index is no longer calculated, the Index license is terminated or the identity or character of the Index is materially changed, the Fund will seek to engage a replacement index.

PORTFOLIO TURNOVER RISK. High portfolio turnover may result in the Fund paying higher levels of transaction costs and may generate greater tax liabilities for shareholders. Portfolio turnover risk may cause the Fund's performance to be less than expected.

PREMIUM/DISCOUNT RISK. The market price of the Fund's shares will generally fluctuate in accordance with changes in the Fund's net asset value as well as the relative supply of and demand for shares on the Exchange. The Fund's investment advisor cannot predict whether shares will trade below, at or above their net asset value because the shares trade on the Exchange at market prices and not at net asset value. Price differences may be due, in large part, to the fact that supply and demand forces at work in the secondary trading market for shares will be closely related, but not identical, to the same forces influencing the prices of the holdings of the Fund trading individually or in the aggregate at any point in time. However, given that shares can only be purchased and redeemed in Creation Units, and only to and from broker-dealers and large institutional investors that have entered into participation agreements (unlike shares of closed-end funds, which frequently trade at appreciable discounts from, and sometimes at premiums to, their net asset value), the Fund's investment advisor believes that large discounts or premiums to the net asset value of shares should not be sustained. During stressed market conditions, the market for the Fund's shares may become less liquid in response to deteriorating liquidity in the market for the Fund's underlying portfolio holdings, which could in turn lead to differences between the market price of the Fund's shares and their net asset value and the bid/ask spread on the Fund's shares may widen.

First Trust Industrials/Producer Durables AlphaDEX® Fund (FXR)

SMALLER COMPANIES RISK. Small and/or mid capitalization companies may be more vulnerable to adverse general market or economic developments, and their securities may be less liquid and may experience greater price volatility than larger, more established companies as a result of several factors, including limited trading volumes, fewer products or financial resources, management inexperience and less publicly available information. Accordingly, such companies are generally subject to greater market risk than larger, more established companies.

TRADING ISSUES RISK. Trading in Fund shares on the Exchange may be halted due to market conditions or for reasons that, in the view of the Exchange, make trading in shares inadvisable. In addition, trading in Fund shares on the Exchange is subject to trading halts caused by extraordinary market volatility pursuant to the Exchange's "circuit breaker" rules. There can be no assurance that the requirements of the Exchange necessary to maintain the listing of the Fund will continue to be met or will remain unchanged. The Fund may have difficulty maintaining its listing on the Exchange in the event the Fund's assets are small, the Fund does not have enough shareholders, or if the Fund is unable to proceed with creation and/or redemption orders.

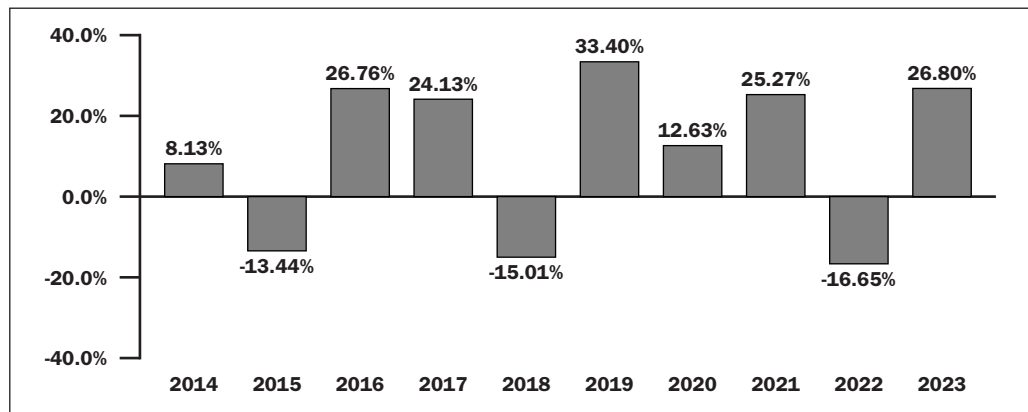
VALUE STOCKS INVESTMENT RISK. The intrinsic value of a stock with value characteristics may not be fully recognized by the market for a long time or a stock judged to be undervalued may actually be appropriately priced at a low level.

Annual Total Return

The bar chart and table below illustrate the annual calendar year returns of the Fund based on net asset value as well as the average annual Fund and Index returns. The bar chart and table provide an indication of the risks of investing in the Fund by showing changes in the Fund's performance from year-to-year and by showing how the Fund's average annual total returns based on net asset value compared to those of the Index, a broad-based market index and three market indices. The Fund's performance information is accessible on the Fund's website at <http://www.ftportfolios.com>.

With respect to the Russell 1000® Producer Durables Index, on or about September 18, 2008, Russell Investment Group ("Russell") began calculating its Russell U.S. Indices using an enhanced Russell sector scheme, the Russell Global Sectors (the "RGS"). The RGS and the former U.S. sector scheme ran in tandem until June 30, 2009, when Russell officially transitioned to the RGS and ceased calculating its indices using the U.S. sector scheme. Consequently, performance data is not available for the Russell 1000® Producer Durables Index for the "Since Inception" period set forth in the table because performance data does not exist using solely the U.S. sector scheme or alternatively, using solely the RGS.

First Trust Industrials/Producer Durables AlphaDEX® Fund Calendar Year Total Returns as of 12/31 ⁽¹⁾



(1) The Fund's calendar year-to-date total return based on net asset value for the period 12/31/23 to 09/30/24 was 17.53%.

During the periods shown in the chart above:

	Return	Period Ended
Best Quarter	24.70%	June 30, 2020
Worst Quarter	-32.06%	March 31, 2020
Year-to-Date	17.53%	September 30, 2024

The Fund's past performance (before and after taxes) is not necessarily an indication of how the Fund will perform in the future.

First Trust Industrials/Producer Durables AlphaDEX® Fund (FXR)

All after-tax returns are calculated using the historical highest individual federal marginal income tax rates and do not reflect the impact of any state or local tax. Returns after taxes on distributions reflect the taxed return on the payment of dividends and capital gains. Returns after taxes on distributions and sale of shares assume you sold your shares at period end, and, therefore, are also adjusted for any capital gains or losses incurred. Returns for an index do not include expenses, which are deducted from Fund returns, or taxes.

Your own actual after-tax returns will depend on your specific tax situation and may differ from what is shown here. After-tax returns are not relevant to investors who hold Fund shares in tax-deferred accounts such as individual retirement accounts (IRAs) or employee-sponsored retirement plans.

Average Annual Total Returns for the Periods Ended December 31, 2023

	1 Year	5 Years	10 Years	Since Inception	Inception Date
Return Before Taxes	26.80%	14.74%	9.55%	8.21%	5/8/2007
Return After Taxes on Distributions	26.37%	14.32%	9.16%	7.86%	
Return After Taxes on Distributions and Sale of Fund Shares	15.85%	11.65%	7.63%	6.73%	
StrataQuant® Industrials Index (reflects no deduction for fees, expenses or taxes)	27.67%	15.53%	10.29%	8.98%	
Russell 1000® Index (reflects no deduction for fees, expenses or taxes)	26.53%	15.52%	11.80%	9.31%	
S&P 500® Industrials Index (reflects no deduction for fees, expenses or taxes)	18.13%	14.21%	10.00%	8.69%	
Russell 1000® Industrials Index ⁽¹⁾ (reflects no deduction for fees, expenses or taxes)	20.35%	12.16%	9.34%	N/A	
Russell 3000® Index (reflects no deduction for fees, expenses or taxes)	25.96%	15.16%	11.48%	9.15%	

(1) Performance data is not available for all the periods shown in the table for the index because performance data does not exist for some of the entire periods.

Management

Investment Advisor

First Trust Advisors L.P. ("First Trust" or the "Advisor")

Portfolio Managers

The Fund's portfolio is managed by a team (the "Investment Committee") consisting of:

- Daniel J. Lindquist, Chairman of the Investment Committee and Managing Director of First Trust
- David G. McGarel, Chief Investment Officer, Chief Operating Officer and Managing Director of First Trust
- Jon C. Erickson, Senior Vice President of First Trust
- Roger F. Testin, Senior Vice President of First Trust
- Stan Ueland, Senior Vice President of First Trust
- Chris A. Peterson, Senior Vice President of First Trust
- Erik Russo, Vice President of First Trust

The Investment Committee members are primarily and jointly responsible for the day-to-day management of the Fund. Each Investment Committee member has served as a part of the portfolio management team of the Fund since 2007, except for Chris A. Peterson and Erik Russo who have served as part of the portfolio management team of the Fund since 2016 and 2020, respectively.

Purchase and Sale of Fund Shares

The Fund issues and redeems shares on a continuous basis, at net asset value, only in large blocks of shares called "Creation Units." Individual shares of the Fund may only be purchased and sold on the secondary market through a broker-dealer. Since shares of the Fund trade on securities exchanges in the secondary market at their market price rather than their net asset value, the Fund's shares may trade at a price greater than (premium) or less than (discount) the Fund's net asset value. An investor may incur costs attributable to the difference between the highest price a buyer is willing to pay to purchase shares of the Fund (bid) and the lowest price a seller is willing to accept for shares of the Fund (ask) when buying or selling shares in the secondary market (the "*bid-ask spread*"). Recent information, including the Fund's net asset value, market price, premiums and discounts, bid-ask spreads and the median bid-ask spread for the Fund's most recent fiscal year, is available online at <http://www.ftportfolios.com/Retail/etf/home.aspx>.

Tax Information

The Fund's distributions are taxable and will generally be taxed as ordinary income or capital gains. Distributions on shares held in a tax-deferred account, while not immediately taxable, will be subject to tax when the shares are no longer held in a tax-deferred account.

Payments to Broker-Dealers and Other Financial Intermediaries

If you purchase shares of the Fund through a broker-dealer, registered investment adviser, bank or other financial intermediary (collectively, "intermediaries"), First Trust and First Trust Portfolios L.P., the Fund's distributor, may pay the intermediary for the sale of Fund shares and related services. These payments may create a conflict of interest by influencing the broker-dealer or other intermediary and your salesperson to recommend the Fund over another investment. Ask your salesperson or visit your financial intermediary's website for more information.

SUMMARY INFORMATION

First Trust Materials AlphaDEX® Fund (FXZ)

Investment Objective

The First Trust Materials AlphaDEX® Fund (the “Fund”) seeks investment results that correspond generally to the price and yield (before the Fund’s fees and expenses) of an equity index called the StrataQuant® Materials Index (the “Index”).

Fees and Expenses of the Fund

The following table describes the fees and expenses you may pay if you buy, hold and sell shares of the Fund. **Investors may pay other fees, such as brokerage commissions and other fees to financial intermediaries, which are not reflected in the table and example below.**

Shareholder Fees

(fees paid directly from your investment)

Maximum Sales Charge (Load) Imposed on Purchases (as a percentage of offering price)	None
--------------------------------------------------------------------------------------	------

Annual Fund Operating Expenses

(expenses that you pay each year as a percentage of the value of your investment)

Management Fees	0.50%
Distribution and Service (12b-1) Fees	0.00%
Other Expenses	0.11%
Total Annual Fund Operating Expenses	0.61%
Fee Waiver and Expense Reimbursement ⁽¹⁾	0.00%
Net Annual Fund Operating Expenses	0.61%

(1) First Trust Advisors L.P., the Fund’s investment advisor, has agreed to waive fees and/or reimburse Fund expenses to the extent that the operating expenses of the Fund (excluding interest expense, brokerage commissions and other trading expenses, taxes and extraordinary expenses) exceed 0.70% of its average daily net assets (the “Expense Cap”) at least through November 30, 2025. The agreement may be terminated by the Trust, on behalf of the Fund, at any time and by the Fund’s investment advisor only after November 30, 2025 upon 60 days’ written notice.

Example

The example below is intended to help you compare the cost of investing in the Fund with the cost of investing in other funds.

The example assumes that you invest \$10,000 in the Fund for the time periods indicated and then hold or sell all of your shares at the end of those periods. The example also assumes that your investment has a 5% return each year and that the Fund’s operating expenses remain at current levels. Although your actual costs may be higher or lower, based on these assumptions your costs would be:

1 Year	3 Years	5 Years	10 Years
\$62	\$195	\$340	\$762

Portfolio Turnover

The Fund pays transaction costs, such as commissions, when it buys and sells securities (or “turns over” its portfolio). A higher portfolio turnover rate may indicate higher transaction costs and may result in higher taxes when Fund shares are held in a taxable account. These costs, which are not reflected in annual fund operating expenses or in the example, affect the Fund’s performance. During the most recent fiscal year, the Fund’s portfolio turnover rate was 53% of the average value of its portfolio.

Principal Investment Strategies

The Fund will normally invest at least 90% of its net assets (including investment borrowings) in the securities that comprise the Index. The Fund, using an “indexing” investment approach, attempts to replicate, before fees and expenses, the performance of the Index. The Index is part of the “StrataQuant® Series,” a family of custom enhanced indices developed, maintained and owned by ICE Data Indices, LLC or its affiliates (“IDI” or the “Index Provider”). The Index Provider reserves the right to, at any time, change the number of stocks comprising the Index by adding or deleting one or more stocks, or replacing

First Trust Materials AlphaDEX® Fund (FXZ)

one or more stocks contained in the Index with one or more substitute stocks of its choice, if in the Index Provider's discretion, such addition, deletion or substitution is necessary or appropriate to maintain the quality and/or character of the Index.

According to the Index Provider, the Index is a modified, equal-dollar weighted index designed to objectively identify and select stocks from the Russell 1000® Index in the materials sector that have the potential for greater capital appreciation. The Index uses the AlphaDEX® selection methodology which aims to select securities that may generate positive alpha, or risk-adjusted returns, relative to traditional indices. Alpha is an indication of how much an investment outperforms or underperforms on a risk-adjusted basis relative to its benchmark. The Russell 1000® Index consists of approximately 1,000 of the largest stocks within the Russell 3000® Index. The Russell 3000® Index is constructed to represent approximately 98% of the investable U.S. equity market.

According to the Index Provider, security selection for the Index will be conducted in the following manner:

1. The selection universe for the Index begins with all stocks in the Russell 1000® Index that meet the Index Provider's share class and liquidity screens.
2. The stocks in the selection universe are ranked on both growth and value factors. Each stock is classified as either a value stock, a growth stock or a combination of growth and value, as determined by the Index Provider. A stock classified as a value stock will receive its value rank as its "selection score" and a stock classified as a growth stock will receive its growth rank as its "selection score." A stock classified as a combination of growth and value will receive the better of the two scores.
3. The selection universe is then divided into respective sectors as defined by the Index Provider. The component stocks contained in the sector for which the Fund is named are ranked according to their selection score from step 2.
4. The number of "selected stocks" for the relevant sector will be the greater of the top 75% of securities from step 3 or 40 stocks. The selected stocks are then split into quintiles based on their selection score, with higher scoring quintiles receiving a greater weight in the Index.

The Index is reconstituted and rebalanced quarterly and the Fund will make corresponding changes to its portfolio shortly after the Index changes are made public. The Index's quarterly rebalance and reconstitution schedule may cause the Fund to experience a higher rate of portfolio turnover. The Fund will be concentrated in an industry or a group of industries to the extent that the Index is so concentrated. As of October 31, 2024, the Index was composed of 36 securities with a market capitalization range of \$2.71 billion to \$217.81 billion. As of October 31, 2024, the Fund had significant investments in materials companies. The Fund's investments will change as the Index changes and, as a result, the Fund may have significant investments in jurisdictions or investment sectors that it may not have had as of October 31, 2024. To the extent the Fund invests a significant portion of its assets in a given jurisdiction or investment sector, the Fund may be exposed to the risks associated with that jurisdiction or investment sector.

Principal Risks

You could lose money by investing in the Fund. An investment in the Fund is not a deposit of a bank and is not insured or guaranteed by the Federal Deposit Insurance Corporation or any other governmental agency. There can be no assurance that the Fund's investment objective will be achieved. The order of the below risk factors does not indicate the significance of any particular risk factor.

AUTHORIZED PARTICIPANT CONCENTRATION RISK. Only an authorized participant may engage in creation or redemption transactions directly with the Fund. A limited number of institutions act as authorized participants for the Fund. To the extent that these institutions exit the business or are unable to proceed with creation and/or redemption orders and no other authorized participant steps forward to create or redeem, the Fund's shares may trade at a premium or discount (the difference between the market price of the Fund's shares and the Fund's net asset value) and possibly face delisting and the bid/ask spread (the difference between the price that someone is willing to pay for shares of the Fund at a specific point in time versus the price at which someone is willing to sell) on the Fund's shares may widen.

CURRENT MARKET CONDITIONS RISK. Current market conditions risk is the risk that a particular investment, or shares of the Fund in general, may fall in value due to current market conditions. As a means to fight inflation, which remains at elevated levels, the Federal Reserve and certain foreign central banks have raised interest rates; however, the Federal Reserve has recently lowered interest rates and may continue to do so. U.S. regulators have proposed several changes to market and issuer regulations which would directly impact the Fund, and any regulatory changes could adversely impact the Fund's ability to achieve its investment strategies or make certain investments. Recent and potential future bank failures could result in

disruption to the broader banking industry or markets generally and reduce confidence in financial institutions and the economy as a whole, which may also heighten market volatility and reduce liquidity. Additionally, challenges in commercial real estate markets, including rising interest rates, declining valuations and increasing vacancies, could have a broader impact on financial markets. The ongoing adversarial political climate in the United States, as well as political and diplomatic events both domestic and abroad, have and may continue to have an adverse impact the U.S. regulatory landscape, markets and investor behavior, which could have a negative impact on the Fund's investments and operations. The change in administration resulting from the 2024 United States national elections could result in significant impacts to international trade relations, tax and immigration policies, and other aspects of the national and international political and financial landscape, which could affect, among other things, inflation and the securities markets generally. Other unexpected political, regulatory and diplomatic events within the U.S. and abroad may affect investor and consumer confidence and may adversely impact financial markets and the broader economy. For example, ongoing armed conflicts between Russia and Ukraine in Europe and among Israel, Iran, Hamas and other militant groups in the Middle East, have caused and could continue to cause significant market disruptions and volatility within the markets in Russia, Europe, the Middle East and the United States. The hostilities and sanctions resulting from those hostilities have and could continue to have a significant impact on certain Fund investments as well as Fund performance and liquidity. The economies of the United States and its trading partners, as well as the financial markets generally, may be adversely impacted by trade disputes and other matters. For example, the United States has imposed trade barriers and restrictions on China. In addition, the Chinese government is engaged in a longstanding dispute with Taiwan, continually threatening an invasion. If the political climate between the United States and China does not improve or continues to deteriorate, if China were to attempt invading Taiwan, or if other geopolitical conflicts develop or worsen, economies, markets and individual securities may be adversely affected, and the value of the Fund's assets may go down. A public health crisis and the ensuing policies enacted by governments and central banks may cause significant volatility and uncertainty in global financial markets, negatively impacting global growth prospects. As the COVID-19 global pandemic illustrated, such events may affect certain geographic regions, countries, sectors and industries more significantly than others. Advancements in technology may also adversely impact markets and the overall performance of the Fund. For instance, the economy may be significantly impacted by the advanced development and increased regulation of artificial intelligence. Additionally, cyber security breaches of both government and non-government entities could have negative impacts on infrastructure and the ability of such entities, including the Fund, to operate properly. These events, and any other future events, may adversely affect the prices and liquidity of the Fund's portfolio investments and could result in disruptions in the trading markets.

CYBER SECURITY RISK. The Fund is susceptible to operational risks through breaches in cyber security. A breach in cyber security refers to both intentional and unintentional events that may cause the Fund to lose proprietary information, suffer data corruption or lose operational capacity. Such events could cause the Fund to incur regulatory penalties, reputational damage, additional compliance costs associated with corrective measures and/or financial loss. Cyber security breaches may involve unauthorized access to the Fund's digital information systems through "hacking" or malicious software coding but may also result from outside attacks such as denial-of-service attacks through efforts to make network services unavailable to intended users. In addition, cyber security breaches of the issuers of securities in which the Fund invests or the Fund's third-party service providers, such as its administrator, transfer agent, custodian, or sub-advisor, as applicable, can also subject the Fund to many of the same risks associated with direct cyber security breaches. Although the Fund has established risk management systems designed to reduce the risks associated with cyber security, there is no guarantee that such efforts will succeed, especially because the Fund does not directly control the cyber security systems of issuers or third-party service providers.

EQUITY SECURITIES RISK. The value of the Fund's shares will fluctuate with changes in the value of the equity securities in which it invests. Equity securities prices fluctuate for several reasons, including changes in investors' perceptions of the financial condition of an issuer or the general condition of the relevant equity market, such as market volatility, or when political or economic events affecting an issuer occur. Common stock prices may be particularly sensitive to rising interest rates, as the cost of capital rises and borrowing costs increase. Equity securities may decline significantly in price over short or extended periods of time, and such declines may occur in the equity market as a whole, or they may occur in only a particular country, company, industry or sector of the market.

GROWTH STOCKS INVESTMENT RISK. Stocks exhibiting growth characteristics tend to be more volatile than certain other types of stocks and their prices usually fluctuate more dramatically than the overall stock market. A stock with growth characteristics can have sharp price declines due to decreases in current or expected earnings and may lack dividend payments that can help cushion its share price during declining markets.

INDEX CONCENTRATION RISK. The Fund will be concentrated in an industry or a group of industries to the extent that the Index is so concentrated. To the extent that the Fund invests a significant percentage of its assets in a single asset class or

the securities of issuers within the same country, state, region, industry or sector, an adverse economic, business or political development may affect the value of the Fund's investments more than if the Fund were more broadly diversified. A significant exposure makes the Fund more susceptible to any single occurrence and may subject the Fund to greater market risk than a fund that is more broadly diversified. There may be instances in which the Index, for a variety of reasons including changes in the prices of individual securities held by the Fund, has a larger exposure to a small number of stocks or a single stock relative to the rest of the stocks in the Index. Under such circumstances, the Fund will not deviate from the Index except in rare circumstances or in an immaterial way and therefore the Fund's returns would be more greatly influenced by the returns of the stock(s) with the larger exposure.

INDEX OR MODEL CONSTITUENT RISK. The Fund may be a constituent of one or more indices or ETF models. As a result, the Fund may be included in one or more index-tracking exchange-traded funds or mutual funds. Being a component security of such a vehicle could greatly affect the trading activity involving the Fund's shares, the size of the Fund and the market volatility of the Fund. Inclusion in an index could increase demand for the Fund and removal from an index could result in outsized selling activity in a relatively short period of time. As a result, the Fund's net asset value could be negatively impacted and the Fund's market price may be below the Fund's net asset value during certain periods. In addition, index rebalances may potentially result in increased trading activity in the Fund's shares.

INDEX PROVIDER RISK. There is no assurance that the Index Provider, or any agents that act on its behalf, will compile the Index accurately, or that the Index will be determined, maintained, constructed, reconstituted, rebalanced, composed, calculated or disseminated accurately. The Index Provider and its agents do not provide any representation or warranty in relation to the quality, accuracy or completeness of data in the Index, and do not guarantee that the Index will be calculated in accordance with its stated methodology. The Advisor's mandate as described in this prospectus is to manage the Fund consistently with the Index provided by the Index Provider. The Advisor relies upon the Index provider and its agents to accurately compile, maintain, construct, reconstitute, rebalance, compose, calculate and disseminate the Index accurately. Therefore, losses or costs associated with any Index Provider or agent errors generally will be borne by the Fund and its shareholders. To correct any such error, the Index Provider or its agents may carry out an unscheduled rebalance of the Index or other modification of Index constituents or weightings. When the Fund in turn rebalances its portfolio, any transaction costs and market exposure arising from such portfolio rebalancing will be borne by the Fund and its shareholders. Unscheduled rebalances also expose the Fund to additional tracking error risk. Errors in respect of the quality, accuracy and completeness of the data used to compile the Index may occur from time to time and may not be identified and corrected by the Index Provider for a period of time or at all, particularly where the Index is less commonly used as a benchmark by funds or advisors. For example, during a period where the Index contains incorrect constituents, the Fund tracking the Index would have market exposure to such constituents and would be underexposed to the Index's other constituents. Such errors may negatively impact the Fund and its shareholders. The Index Provider and its agents rely on various sources of information to assess the criteria of issuers included in the Index, including information that may be based on assumptions and estimates. Neither the Fund nor the Advisor can offer assurances that the Index's calculation methodology or sources of information will provide an accurate assessment of included issuers. Unusual market conditions or issuer-specific events may cause the Index Provider to postpone a scheduled rebalance, exclude or substitute a security in the Index or undertake other measures which could cause the Index to vary from its normal or expected composition. The postponement of a scheduled rebalance in a time of market volatility could mean that constituents that would otherwise be removed at rebalance due to changes in market capitalizations, issuer credit ratings, or other reasons may remain, causing the performance and constituents of the Index to vary from those expected under normal conditions. Apart from scheduled rebalances, the Index Provider or its agents may carry out additional ad hoc rebalances to the Index due to unusual market conditions or in order, for example, to correct an error in the selection of index constituents.

MARKET MAKER RISK. The Fund faces numerous market trading risks, including the potential lack of an active market for Fund shares due to a limited number of market makers. Decisions by market makers or authorized participants to reduce their role or step away from these activities in times of market stress could inhibit the effectiveness of the arbitrage process in maintaining the relationship between the underlying values of the Fund's portfolio securities and the Fund's market price. The Fund may rely on a small number of third-party market makers to provide a market for the purchase and sale of shares. Any trading halt or other problem relating to the trading activity of these market makers could result in a dramatic change in the spread between the Fund's net asset value and the price at which the Fund's shares are trading on the Exchange, which could result in a decrease in value of the Fund's shares. This reduced effectiveness could result in Fund shares trading at a discount to net asset value and also in greater than normal intraday bid-ask spreads for Fund shares.

MARKET RISK. Market risk is the risk that a particular investment, or shares of the Fund in general, may fall in value. Securities are subject to market fluctuations caused by real or perceived adverse economic, political, and regulatory factors or market

developments, changes in interest rates and perceived trends in securities prices. Shares of the Fund could decline in value or underperform other investments. In addition, local, regional or global events such as war, acts of terrorism, market manipulation, government defaults, government shutdowns, regulatory actions, political changes, diplomatic developments, the imposition of sanctions and other similar measures, spread of infectious diseases or other public health issues, recessions, natural disasters, or other events could have a significant negative impact on the Fund and its investments. Any of such circumstances could have a materially negative impact on the value of the Fund's shares, the liquidity of an investment, and may result in increased market volatility. During any such events, the Fund's shares may trade at increased premiums or discounts to their net asset value, the bid/ask spread on the Fund's shares may widen and the returns on investment may fluctuate.

MATERIALS COMPANIES RISK. Materials and processing companies are involved in the extraction or processing of raw materials such as metals, ore and forestry products. These companies are sensitive to changes in the business cycle and fluctuations in the supply and demand for raw materials. Further, certain materials and processing companies can be affected by shifts in the housing market, as many produced raw materials are components of construction projects. Rising wage costs can also impact companies that rely on skilled labor. In addition, materials and processing companies may be significantly affected by volatility of commodity prices, import controls, worldwide competition, liability for environmental damage, depletion of resources and mandated expenditures for safety and pollution control devices.

NON-CORRELATION RISK. The Fund's return may not match the return of the Index for a number of reasons. The Fund incurs operating expenses not applicable to the Index, and may incur costs in buying and selling securities, especially when rebalancing the Fund's portfolio holdings to reflect changes in the composition of the Index. In addition, the Fund's portfolio holdings may not exactly replicate the securities included in the Index or the ratios between the securities included in the Index. Additionally, in order to comply with its investment strategies and policies, the Fund portfolio may deviate from the composition of the Index. Accordingly, the Fund's return may underperform the return of the Index.

OPERATIONAL RISK. The Fund is subject to risks arising from various operational factors, including, but not limited to, human error, processing and communication errors, errors of the Fund's service providers, counterparties or other third-parties, failed or inadequate processes and technology or systems failures. The Fund relies on third-parties for a range of services, including custody. Any delay or failure relating to engaging or maintaining such service providers may affect the Fund's ability to meet its investment objective. Although the Fund and the Fund's investment advisor seek to reduce these operational risks through controls and procedures, there is no way to completely protect against such risks.

PASSIVE INVESTMENT RISK. The Fund is not actively managed. The Fund invests in securities included in or representative of the Index regardless of investment merit. The Fund generally will not attempt to take defensive positions in declining markets. In the event that the Index is no longer calculated, the Index license is terminated or the identity or character of the Index is materially changed, the Fund will seek to engage a replacement index.

PORTFOLIO TURNOVER RISK. High portfolio turnover may result in the Fund paying higher levels of transaction costs and may generate greater tax liabilities for shareholders. Portfolio turnover risk may cause the Fund's performance to be less than expected.

PREMIUM/DISCOUNT RISK. The market price of the Fund's shares will generally fluctuate in accordance with changes in the Fund's net asset value as well as the relative supply of and demand for shares on the Exchange. The Fund's investment advisor cannot predict whether shares will trade below, at or above their net asset value because the shares trade on the Exchange at market prices and not at net asset value. Price differences may be due, in large part, to the fact that supply and demand forces at work in the secondary trading market for shares will be closely related, but not identical, to the same forces influencing the prices of the holdings of the Fund trading individually or in the aggregate at any point in time. However, given that shares can only be purchased and redeemed in Creation Units, and only to and from broker-dealers and large institutional investors that have entered into participation agreements (unlike shares of closed-end funds, which frequently trade at appreciable discounts from, and sometimes at premiums to, their net asset value), the Fund's investment advisor believes that large discounts or premiums to the net asset value of shares should not be sustained. During stressed market conditions, the market for the Fund's shares may become less liquid in response to deteriorating liquidity in the market for the Fund's underlying portfolio holdings, which could in turn lead to differences between the market price of the Fund's shares and their net asset value and the bid/ask spread on the Fund's shares may widen.

SMALLER COMPANIES RISK. Small and/or mid capitalization companies may be more vulnerable to adverse general market or economic developments, and their securities may be less liquid and may experience greater price volatility than larger, more established companies as a result of several factors, including limited trading volumes, fewer products or financial

First Trust Materials AlphaDEX® Fund (FXZ)

resources, management inexperience and less publicly available information. Accordingly, such companies are generally subject to greater market risk than larger, more established companies.

TRADING ISSUES RISK. Trading in Fund shares on the Exchange may be halted due to market conditions or for reasons that, in the view of the Exchange, make trading in shares inadvisable. In addition, trading in Fund shares on the Exchange is subject to trading halts caused by extraordinary market volatility pursuant to the Exchange's "circuit breaker" rules. There can be no assurance that the requirements of the Exchange necessary to maintain the listing of the Fund will continue to be met or will remain unchanged. The Fund may have difficulty maintaining its listing on the Exchange in the event the Fund's assets are small, the Fund does not have enough shareholders, or if the Fund is unable to proceed with creation and/or redemption orders.

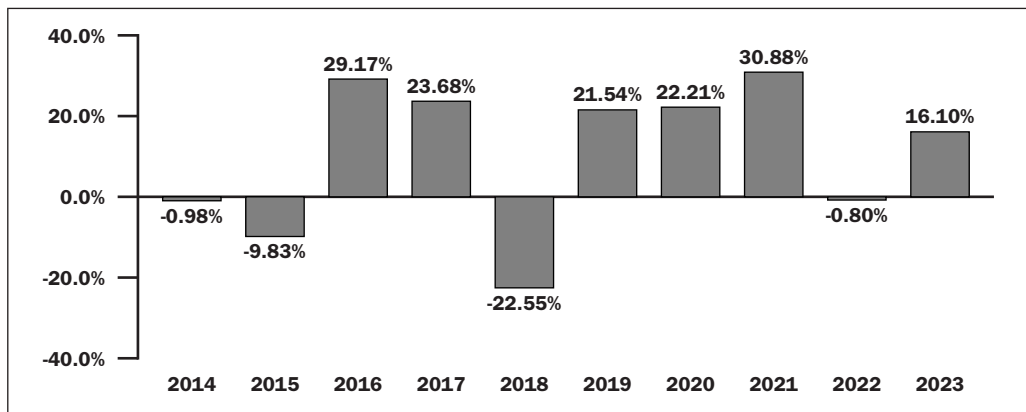
VALUE STOCKS INVESTMENT RISK. The intrinsic value of a stock with value characteristics may not be fully recognized by the market for a long time or a stock judged to be undervalued may actually be appropriately priced at a low level.

Annual Total Return

The bar chart and table below illustrate the annual calendar year returns of the Fund based on net asset value as well as the average annual Fund and Index returns. The bar chart and table provide an indication of the risks of investing in the Fund by showing changes in the Fund's performance from year-to-year and by showing how the Fund's average annual total returns based on net asset value compared to those of the Index, a broad-based market index and three market indices. The Fund's performance information is accessible on the Fund's website at <http://www.ftportfolios.com>.

With respect to the Russell 1000® Materials and Processing Index, on or about September 18, 2008, Russell Investment Group ("Russell") began calculating its Russell U.S. Indices using an enhanced Russell sector scheme, the Russell Global Sectors (the "RGS"). The RGS and the former U.S. sector scheme ran in tandem until June 30, 2009, when Russell officially transitioned to the RGS and ceased calculating its indices using the U.S. sector scheme. Consequently, performance data is not available for the Russell 1000® Materials and Processing Index for the "Since Inception" period set forth in the table because performance data does not exist using solely the U.S. sector scheme or alternatively, using solely the RGS.

First Trust Materials AlphaDEX® Fund Calendar Year Total Returns as of 12/31 ⁽¹⁾



(1) The Fund's calendar year-to-date total return based on net asset value for the period 12/31/23 to 09/30/24 was -1.82%.

During the periods shown in the chart above:

	Return	Period Ended
Best Quarter	28.72%	December 31, 2020
Worst Quarter	-31.31%	March 31, 2020
Year-to-Date	-1.82%	September 30, 2024

The Fund's past performance (before and after taxes) is not necessarily an indication of how the Fund will perform in the future.

All after-tax returns are calculated using the historical highest individual federal marginal income tax rates and do not reflect the impact of any state or local tax. Returns after taxes on distributions reflect the taxed return on the payment of dividends and capital gains. Returns after taxes on distributions and sale of shares assume you sold your shares at period end, and,

First Trust Materials AlphaDEX® Fund (FXZ)

therefore, are also adjusted for any capital gains or losses incurred. Returns for an index do not include expenses, which are deducted from Fund returns, or taxes.

Your own actual after-tax returns will depend on your specific tax situation and may differ from what is shown here. After-tax returns are not relevant to investors who hold Fund shares in tax-deferred accounts such as individual retirement accounts (IRAs) or employee-sponsored retirement plans.

Average Annual Total Returns for the Periods Ended December 31, 2023

	1 Year	5 Years	10 Years	Since Inception	Inception Date
Return Before Taxes	16.10%	17.49%	9.48%	9.30%	5/8/2007
Return After Taxes on Distributions	15.12%	16.68%	8.80%	8.67%	
Return After Taxes on Distributions and Sale of Fund Shares	9.50%	13.75%	7.38%	7.52%	
StrataQuant® Materials Index (reflects no deduction for fees, expenses or taxes)	16.80%	18.31%	10.22%	10.09%	
Russell 1000® Index (reflects no deduction for fees, expenses or taxes)	26.53%	15.52%	11.80%	9.31%	
S&P 500® Materials Index (reflects no deduction for fees, expenses or taxes)	12.55%	13.58%	8.60%	7.11%	
Russell 1000® Basic Materials Index ⁽¹⁾ (reflects no deduction for fees, expenses or taxes)	13.35%	14.02%	8.86%	N/A	
Russell 3000® Index (reflects no deduction for fees, expenses or taxes)	25.96%	15.16%	11.48%	9.15%	

(1) Performance data is not available for all the periods shown in the table for the index because performance data does not exist for some of the entire periods.

Management

Investment Advisor

First Trust Advisors L.P. ("First Trust" or the "Advisor")

Portfolio Managers

The Fund's portfolio is managed by a team (the "Investment Committee") consisting of:

- Daniel J. Lindquist, Chairman of the Investment Committee and Managing Director of First Trust
- David G. McGarel, Chief Investment Officer, Chief Operating Officer and Managing Director of First Trust
- Jon C. Erickson, Senior Vice President of First Trust
- Roger F. Testin, Senior Vice President of First Trust
- Stan Ueland, Senior Vice President of First Trust
- Chris A. Peterson, Senior Vice President of First Trust
- Erik Russo, Vice President of First Trust

The Investment Committee members are primarily and jointly responsible for the day-to-day management of the Fund. Each Investment Committee member has served as a part of the portfolio management team of the Fund since 2007, except for Chris A. Peterson and Erik Russo who have served as part of the portfolio management team of the Fund since 2016 and 2020, respectively.

Purchase and Sale of Fund Shares

The Fund issues and redeems shares on a continuous basis, at net asset value, only in large blocks of shares called "Creation Units." Individual shares of the Fund may only be purchased and sold on the secondary market through a broker-dealer. Since shares of the Fund trade on securities exchanges in the secondary market at their market price rather than their net asset value, the Fund's shares may trade at a price greater than (premium) or less than (discount) the Fund's net asset value. An

First Trust Materials AlphaDEX® Fund (FXZ)

investor may incur costs attributable to the difference between the highest price a buyer is willing to pay to purchase shares of the Fund (bid) and the lowest price a seller is willing to accept for shares of the Fund (ask) when buying or selling shares in the secondary market (the "*bid-ask spread*"). Recent information, including the Fund's net asset value, market price, premiums and discounts, bid-ask spreads and the median bid-ask spread for the Fund's most recent fiscal year, is available online at <http://www.ftportfolios.com/Retail/etf/home.aspx>.

Tax Information

The Fund's distributions are taxable and will generally be taxed as ordinary income or capital gains. Distributions on shares held in a tax-deferred account, while not immediately taxable, will be subject to tax when the shares are no longer held in a tax-deferred account.

Payments to Broker-Dealers and Other Financial Intermediaries

If you purchase shares of the Fund through a broker-dealer, registered investment adviser, bank or other financial intermediary (collectively, "intermediaries"), First Trust and First Trust Portfolios L.P., the Fund's distributor, may pay the intermediary for the sale of Fund shares and related services. These payments may create a conflict of interest by influencing the broker-dealer or other intermediary and your salesperson to recommend the Fund over another investment. Ask your salesperson or visit your financial intermediary's website for more information.

SUMMARY INFORMATION

First Trust Technology AlphaDEX® Fund (FXL)

Investment Objective

The First Trust Technology AlphaDEX® Fund (the “Fund”) seeks investment results that correspond generally to the price and yield (before the Fund’s fees and expenses) of an equity index called the StrataQuant® Technology Index (the “Index”).

Fees and Expenses of the Fund

The following table describes the fees and expenses you may pay if you buy, hold and sell shares of the Fund. **Investors may pay other fees, such as brokerage commissions and other fees to financial intermediaries, which are not reflected in the table and example below.**

Shareholder Fees

(fees paid directly from your investment)

Maximum Sales Charge (Load) Imposed on Purchases (as a percentage of offering price)	None
--------------------------------------------------------------------------------------	------

Annual Fund Operating Expenses

(expenses that you pay each year as a percentage of the value of your investment)

Management Fees	0.50%
Distribution and Service (12b-1) Fees	0.00%
Other Expenses	0.10%
Total Annual Fund Operating Expenses	0.60%
Fee Waiver and Expense Reimbursement ⁽¹⁾	0.00%
Net Annual Fund Operating Expenses	0.60%

⁽¹⁾ First Trust Advisors L.P., the Fund’s investment advisor, has agreed to waive fees and/or reimburse Fund expenses to the extent that the operating expenses of the Fund (excluding interest expense, brokerage commissions and other trading expenses, taxes and extraordinary expenses) exceed 0.70% of its average daily net assets (the “Expense Cap”) at least through November 30, 2025. The agreement may be terminated by the Trust, on behalf of the Fund, at any time and by the Fund’s investment advisor only after November 30, 2025 upon 60 days’ written notice.

Example

The example below is intended to help you compare the cost of investing in the Fund with the cost of investing in other funds.

The example assumes that you invest \$10,000 in the Fund for the time periods indicated and then hold or sell all of your shares at the end of those periods. The example also assumes that your investment has a 5% return each year and that the Fund’s operating expenses remain at current levels. Although your actual costs may be higher or lower, based on these assumptions your costs would be:

1 Year	3 Years	5 Years	10 Years
\$61	\$192	\$335	\$750

Portfolio Turnover

The Fund pays transaction costs, such as commissions, when it buys and sells securities (or “turns over” its portfolio). A higher portfolio turnover rate may indicate higher transaction costs and may result in higher taxes when Fund shares are held in a taxable account. These costs, which are not reflected in annual fund operating expenses or in the example, affect the Fund’s performance. During the most recent fiscal year, the Fund’s portfolio turnover rate was 119% of the average value of its portfolio.

Principal Investment Strategies

The Fund will normally invest at least 90% of its net assets (including investment borrowings) in the securities that comprise the Index. The Fund, using an “indexing” investment approach, attempts to replicate, before fees and expenses, the performance of the Index. The Index is part of the “StrataQuant® Series,” a family of custom enhanced indices developed, maintained and owned by ICE Data Indices, LLC or its affiliates (“IDI” or the “Index Provider”). The Index Provider reserves the

First Trust Technology AlphaDEX® Fund (FXL)

right to, at any time, change the number of stocks comprising the Index by adding or deleting one or more stocks, or replacing one or more stocks contained in the Index with one or more substitute stocks of its choice, if in the Index Provider's discretion, such addition, deletion or substitution is necessary or appropriate to maintain the quality and/or character of the Index.

According to the Index Provider, the Index is a modified, equal-dollar weighted index designed to objectively identify and select stocks from the Russell 1000® Index in the technology sector that have the potential for greater capital appreciation. The Index uses the AlphaDEX® selection methodology which aims to select securities that may generate positive alpha, or risk-adjusted returns, relative to traditional indices. Alpha is an indication of how much an investment outperforms or underperforms on a risk-adjusted basis relative to its benchmark. The Russell 1000® Index consists of approximately 1,000 of the largest stocks within the Russell 3000® Index. The Russell 3000® Index is constructed to represent approximately 98% of the investable U.S. equity market.

According to the Index Provider, security selection for the Index will be conducted in the following manner:

1. The selection universe for the Index begins with all stocks in the Russell 1000® Index that meet the Index Provider's share class and liquidity screens.
2. The stocks in the selection universe are ranked on both growth and value factors. Each stock is classified as either a value stock, a growth stock or a combination of growth and value, as determined by the Index Provider. A stock classified as a value stock will receive its value rank as its "selection score" and a stock classified as a growth stock will receive its growth rank as its "selection score." A stock classified as a combination of growth and value will receive the better of the two scores.
3. The selection universe is then divided into respective sectors as defined by the Index Provider. The component stocks contained in the sector for which the Fund is named are ranked according to their selection score from step 2.
4. The number of "selected stocks" for the relevant sector will be the greater of the top 75% of securities from step 3 or 40 stocks. The selected stocks are then split into quintiles based on their selection score, with higher scoring quintiles receiving a greater weight in the Index.

The Index is reconstituted and rebalanced quarterly and the Fund will make corresponding changes to its portfolio shortly after the Index changes are made public. The Index's quarterly rebalance and reconstitution schedule may cause the Fund to experience a higher rate of portfolio turnover. The Fund will be concentrated in an industry or a group of industries to the extent that the Index is so concentrated. As of October 31, 2024, the Index was composed of 103 securities with a market capitalization range of \$2.7 billion to \$3.43 trillion. As of October 31, 2024, the Fund had significant investments in information technology companies. The Fund's investments will change as the Index changes and, as a result, the Fund may have significant investments in jurisdictions or investment sectors that it may not have had as of October 31, 2024. To the extent the Fund invests a significant portion of its assets in a given jurisdiction or investment sector, the Fund may be exposed to the risks associated with that jurisdiction or investment sector.

Principal Risks

You could lose money by investing in the Fund. An investment in the Fund is not a deposit of a bank and is not insured or guaranteed by the Federal Deposit Insurance Corporation or any other governmental agency. There can be no assurance that the Fund's investment objective will be achieved. The order of the below risk factors does not indicate the significance of any particular risk factor.

AUTHORIZED PARTICIPANT CONCENTRATION RISK. Only an authorized participant may engage in creation or redemption transactions directly with the Fund. A limited number of institutions act as authorized participants for the Fund. To the extent that these institutions exit the business or are unable to proceed with creation and/or redemption orders and no other authorized participant steps forward to create or redeem, the Fund's shares may trade at a premium or discount (the difference between the market price of the Fund's shares and the Fund's net asset value) and possibly face delisting and the bid/ask spread (the difference between the price that someone is willing to pay for shares of the Fund at a specific point in time versus the price at which someone is willing to sell) on the Fund's shares may widen.

CURRENT MARKET CONDITIONS RISK. Current market conditions risk is the risk that a particular investment, or shares of the Fund in general, may fall in value due to current market conditions. As a means to fight inflation, which remains at elevated levels, the Federal Reserve and certain foreign central banks have raised interest rates; however, the Federal Reserve has recently lowered interest rates and may continue to do so. U.S. regulators have proposed several changes to market and issuer regulations which would directly impact the Fund, and any regulatory changes could adversely impact the Fund's ability to

achieve its investment strategies or make certain investments. Recent and potential future bank failures could result in disruption to the broader banking industry or markets generally and reduce confidence in financial institutions and the economy as a whole, which may also heighten market volatility and reduce liquidity. Additionally, challenges in commercial real estate markets, including rising interest rates, declining valuations and increasing vacancies, could have a broader impact on financial markets. The ongoing adversarial political climate in the United States, as well as political and diplomatic events both domestic and abroad, have and may continue to have an adverse impact the U.S. regulatory landscape, markets and investor behavior, which could have a negative impact on the Fund's investments and operations. The change in administration resulting from the 2024 United States national elections could result in significant impacts to international trade relations, tax and immigration policies, and other aspects of the national and international political and financial landscape, which could affect, among other things, inflation and the securities markets generally. Other unexpected political, regulatory and diplomatic events within the U.S. and abroad may affect investor and consumer confidence and may adversely impact financial markets and the broader economy. For example, ongoing armed conflicts between Russia and Ukraine in Europe and among Israel, Iran, Hamas and other militant groups in the Middle East, have caused and could continue to cause significant market disruptions and volatility within the markets in Russia, Europe, the Middle East and the United States. The hostilities and sanctions resulting from those hostilities have and could continue to have a significant impact on certain Fund investments as well as Fund performance and liquidity. The economies of the United States and its trading partners, as well as the financial markets generally, may be adversely impacted by trade disputes and other matters. For example, the United States has imposed trade barriers and restrictions on China. In addition, the Chinese government is engaged in a longstanding dispute with Taiwan, continually threatening an invasion. If the political climate between the United States and China does not improve or continues to deteriorate, if China were to attempt invading Taiwan, or if other geopolitical conflicts develop or worsen, economies, markets and individual securities may be adversely affected, and the value of the Fund's assets may go down. A public health crisis and the ensuing policies enacted by governments and central banks may cause significant volatility and uncertainty in global financial markets, negatively impacting global growth prospects. As the COVID-19 global pandemic illustrated, such events may affect certain geographic regions, countries, sectors and industries more significantly than others. Advancements in technology may also adversely impact markets and the overall performance of the Fund. For instance, the economy may be significantly impacted by the advanced development and increased regulation of artificial intelligence. Additionally, cyber security breaches of both government and non-government entities could have negative impacts on infrastructure and the ability of such entities, including the Fund, to operate properly. These events, and any other future events, may adversely affect the prices and liquidity of the Fund's portfolio investments and could result in disruptions in the trading markets.

CYBER SECURITY RISK. The Fund is susceptible to operational risks through breaches in cyber security. A breach in cyber security refers to both intentional and unintentional events that may cause the Fund to lose proprietary information, suffer data corruption or lose operational capacity. Such events could cause the Fund to incur regulatory penalties, reputational damage, additional compliance costs associated with corrective measures and/or financial loss. Cyber security breaches may involve unauthorized access to the Fund's digital information systems through "hacking" or malicious software coding but may also result from outside attacks such as denial-of-service attacks through efforts to make network services unavailable to intended users. In addition, cyber security breaches of the issuers of securities in which the Fund invests or the Fund's third-party service providers, such as its administrator, transfer agent, custodian, or sub-advisor, as applicable, can also subject the Fund to many of the same risks associated with direct cyber security breaches. Although the Fund has established risk management systems designed to reduce the risks associated with cyber security, there is no guarantee that such efforts will succeed, especially because the Fund does not directly control the cyber security systems of issuers or third-party service providers.

EQUITY SECURITIES RISK. The value of the Fund's shares will fluctuate with changes in the value of the equity securities in which it invests. Equity securities prices fluctuate for several reasons, including changes in investors' perceptions of the financial condition of an issuer or the general condition of the relevant equity market, such as market volatility, or when political or economic events affecting an issuer occur. Common stock prices may be particularly sensitive to rising interest rates, as the cost of capital rises and borrowing costs increase. Equity securities may decline significantly in price over short or extended periods of time, and such declines may occur in the equity market as a whole, or they may occur in only a particular country, company, industry or sector of the market.

GROWTH STOCKS INVESTMENT RISK. Stocks exhibiting growth characteristics tend to be more volatile than certain other types of stocks and their prices usually fluctuate more dramatically than the overall stock market. A stock with growth characteristics can have sharp price declines due to decreases in current or expected earnings and may lack dividend payments that can help cushion its share price during declining markets.

INDEX CONCENTRATION RISK. The Fund will be concentrated in an industry or a group of industries to the extent that the Index is so concentrated. To the extent that the Fund invests a significant percentage of its assets in a single asset class or the securities of issuers within the same country, state, region, industry or sector, an adverse economic, business or political development may affect the value of the Fund's investments more than if the Fund were more broadly diversified. A significant exposure makes the Fund more susceptible to any single occurrence and may subject the Fund to greater market risk than a fund that is more broadly diversified. There may be instances in which the Index, for a variety of reasons including changes in the prices of individual securities held by the Fund, has a larger exposure to a small number of stocks or a single stock relative to the rest of the stocks in the Index. Under such circumstances, the Fund will not deviate from the Index except in rare circumstances or in an immaterial way and therefore the Fund's returns would be more greatly influenced by the returns of the stock(s) with the larger exposure.

INDEX OR MODEL CONSTITUENT RISK. The Fund may be a constituent of one or more indices or ETF models. As a result, the Fund may be included in one or more index-tracking exchange-traded funds or mutual funds. Being a component security of such a vehicle could greatly affect the trading activity involving the Fund's shares, the size of the Fund and the market volatility of the Fund. Inclusion in an index could increase demand for the Fund and removal from an index could result in outsized selling activity in a relatively short period of time. As a result, the Fund's net asset value could be negatively impacted and the Fund's market price may be below the Fund's net asset value during certain periods. In addition, index rebalances may potentially result in increased trading activity in the Fund's shares.

INDEX PROVIDER RISK. There is no assurance that the Index Provider, or any agents that act on its behalf, will compile the Index accurately, or that the Index will be determined, maintained, constructed, reconstituted, rebalanced, composed, calculated or disseminated accurately. The Index Provider and its agents do not provide any representation or warranty in relation to the quality, accuracy or completeness of data in the Index, and do not guarantee that the Index will be calculated in accordance with its stated methodology. The Advisor's mandate as described in this prospectus is to manage the Fund consistently with the Index provided by the Index Provider. The Advisor relies upon the Index provider and its agents to accurately compile, maintain, construct, reconstitute, rebalance, compose, calculate and disseminate the Index accurately. Therefore, losses or costs associated with any Index Provider or agent errors generally will be borne by the Fund and its shareholders. To correct any such error, the Index Provider or its agents may carry out an unscheduled rebalance of the Index or other modification of Index constituents or weightings. When the Fund in turn rebalances its portfolio, any transaction costs and market exposure arising from such portfolio rebalancing will be borne by the Fund and its shareholders. Unscheduled rebalances also expose the Fund to additional tracking error risk. Errors in respect of the quality, accuracy and completeness of the data used to compile the Index may occur from time to time and may not be identified and corrected by the Index Provider for a period of time or at all, particularly where the Index is less commonly used as a benchmark by funds or advisors. For example, during a period where the Index contains incorrect constituents, the Fund tracking the Index would have market exposure to such constituents and would be underexposed to the Index's other constituents. Such errors may negatively impact the Fund and its shareholders. The Index Provider and its agents rely on various sources of information to assess the criteria of issuers included in the Index, including information that may be based on assumptions and estimates. Neither the Fund nor the Advisor can offer assurances that the Index's calculation methodology or sources of information will provide an accurate assessment of included issuers. Unusual market conditions or issuer-specific events may cause the Index Provider to postpone a scheduled rebalance, exclude or substitute a security in the Index or undertake other measures which could cause the Index to vary from its normal or expected composition. The postponement of a scheduled rebalance in a time of market volatility could mean that constituents that would otherwise be removed at rebalance due to changes in market capitalizations, issuer credit ratings, or other reasons may remain, causing the performance and constituents of the Index to vary from those expected under normal conditions. Apart from scheduled rebalances, the Index Provider or its agents may carry out additional ad hoc rebalances to the Index due to unusual market conditions or in order, for example, to correct an error in the selection of index constituents.

INFORMATION TECHNOLOGY COMPANIES RISK. Information technology companies produce and provide hardware, software and information technology systems and services. These companies may be adversely affected by rapidly changing technologies, short product life cycles, fierce competition, aggressive pricing and reduced profit margins, the loss of patent, copyright and trademark protections, cyclical market patterns, evolving industry standards and frequent new product introductions. In addition, information technology companies are particularly vulnerable to federal, state and local government regulation, and competition and consolidation, both domestically and internationally, including competition from foreign competitors with lower production costs. Information technology companies also heavily rely on intellectual property rights and may be adversely affected by the loss or impairment of those rights.

MARKET MAKER RISK. The Fund faces numerous market trading risks, including the potential lack of an active market for Fund shares due to a limited number of market makers. Decisions by market makers or authorized participants to reduce their role or step away from these activities in times of market stress could inhibit the effectiveness of the arbitrage process in maintaining the relationship between the underlying values of the Fund's portfolio securities and the Fund's market price. The Fund may rely on a small number of third-party market makers to provide a market for the purchase and sale of shares. Any trading halt or other problem relating to the trading activity of these market makers could result in a dramatic change in the spread between the Fund's net asset value and the price at which the Fund's shares are trading on the Exchange, which could result in a decrease in value of the Fund's shares. This reduced effectiveness could result in Fund shares trading at a discount to net asset value and also in greater than normal intraday bid-ask spreads for Fund shares.

MARKET RISK. Market risk is the risk that a particular investment, or shares of the Fund in general, may fall in value. Securities are subject to market fluctuations caused by real or perceived adverse economic, political, and regulatory factors or market developments, changes in interest rates and perceived trends in securities prices. Shares of the Fund could decline in value or underperform other investments. In addition, local, regional or global events such as war, acts of terrorism, market manipulation, government defaults, government shutdowns, regulatory actions, political changes, diplomatic developments, the imposition of sanctions and other similar measures, spread of infectious diseases or other public health issues, recessions, natural disasters, or other events could have a significant negative impact on the Fund and its investments. Any of such circumstances could have a materially negative impact on the value of the Fund's shares, the liquidity of an investment, and may result in increased market volatility. During any such events, the Fund's shares may trade at increased premiums or discounts to their net asset value, the bid/ask spread on the Fund's shares may widen and the returns on investment may fluctuate.

NON-CORRELATION RISK. The Fund's return may not match the return of the Index for a number of reasons. The Fund incurs operating expenses not applicable to the Index, and may incur costs in buying and selling securities, especially when rebalancing the Fund's portfolio holdings to reflect changes in the composition of the Index. In addition, the Fund's portfolio holdings may not exactly replicate the securities included in the Index or the ratios between the securities included in the Index. Additionally, in order to comply with its investment strategies and policies, the Fund portfolio may deviate from the composition of the Index. Accordingly, the Fund's return may underperform the return of the Index.

OPERATIONAL RISK. The Fund is subject to risks arising from various operational factors, including, but not limited to, human error, processing and communication errors, errors of the Fund's service providers, counterparties or other third-parties, failed or inadequate processes and technology or systems failures. The Fund relies on third-parties for a range of services, including custody. Any delay or failure relating to engaging or maintaining such service providers may affect the Fund's ability to meet its investment objective. Although the Fund and the Fund's investment advisor seek to reduce these operational risks through controls and procedures, there is no way to completely protect against such risks.

PASSIVE INVESTMENT RISK. The Fund is not actively managed. The Fund invests in securities included in or representative of the Index regardless of investment merit. The Fund generally will not attempt to take defensive positions in declining markets. In the event that the Index is no longer calculated, the Index license is terminated or the identity or character of the Index is materially changed, the Fund will seek to engage a replacement index.

PORTFOLIO TURNOVER RISK. High portfolio turnover may result in the Fund paying higher levels of transaction costs and may generate greater tax liabilities for shareholders. Portfolio turnover risk may cause the Fund's performance to be less than expected.

PREMIUM/DISCOUNT RISK. The market price of the Fund's shares will generally fluctuate in accordance with changes in the Fund's net asset value as well as the relative supply of and demand for shares on the Exchange. The Fund's investment advisor cannot predict whether shares will trade below, at or above their net asset value because the shares trade on the Exchange at market prices and not at net asset value. Price differences may be due, in large part, to the fact that supply and demand forces at work in the secondary trading market for shares will be closely related, but not identical, to the same forces influencing the prices of the holdings of the Fund trading individually or in the aggregate at any point in time. However, given that shares can only be purchased and redeemed in Creation Units, and only to and from broker-dealers and large institutional investors that have entered into participation agreements (unlike shares of closed-end funds, which frequently trade at appreciable discounts from, and sometimes at premiums to, their net asset value), the Fund's investment advisor believes that large discounts or premiums to the net asset value of shares should not be sustained. During stressed market conditions, the market for the Fund's shares may become less liquid in response to deteriorating liquidity in the market for the Fund's underlying portfolio holdings, which could in turn lead to differences between the market price of the Fund's shares and their net asset value and the bid/ask spread on the Fund's shares may widen.

First Trust Technology AlphaDEX® Fund (FXL)

SMALLER COMPANIES RISK. Small and/or mid capitalization companies may be more vulnerable to adverse general market or economic developments, and their securities may be less liquid and may experience greater price volatility than larger, more established companies as a result of several factors, including limited trading volumes, fewer products or financial resources, management inexperience and less publicly available information. Accordingly, such companies are generally subject to greater market risk than larger, more established companies.

TRADING ISSUES RISK. Trading in Fund shares on the Exchange may be halted due to market conditions or for reasons that, in the view of the Exchange, make trading in shares inadvisable. In addition, trading in Fund shares on the Exchange is subject to trading halts caused by extraordinary market volatility pursuant to the Exchange's "circuit breaker" rules. There can be no assurance that the requirements of the Exchange necessary to maintain the listing of the Fund will continue to be met or will remain unchanged. The Fund may have difficulty maintaining its listing on the Exchange in the event the Fund's assets are small, the Fund does not have enough shareholders, or if the Fund is unable to proceed with creation and/or redemption orders.

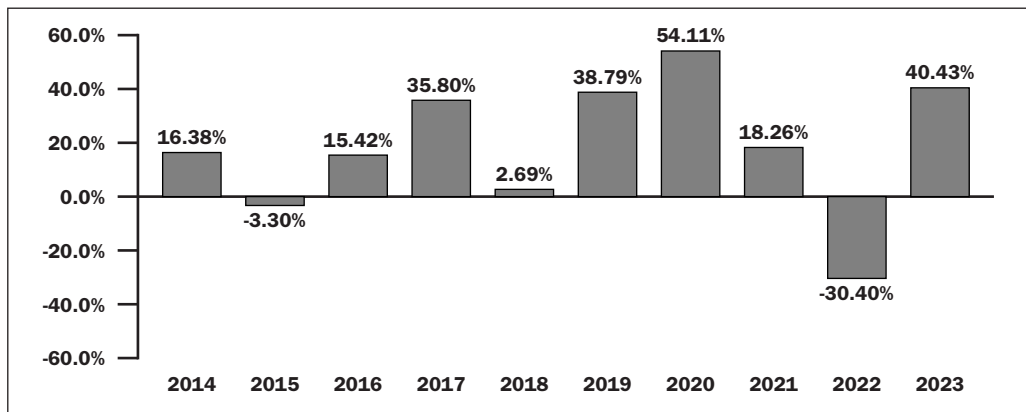
VALUE STOCKS INVESTMENT RISK. The intrinsic value of a stock with value characteristics may not be fully recognized by the market for a long time or a stock judged to be undervalued may actually be appropriately priced at a low level.

Annual Total Return

The bar chart and table below illustrate the annual calendar year returns of the Fund based on net asset value as well as the average annual Fund and Index returns. The bar chart and table provide an indication of the risks of investing in the Fund by showing changes in the Fund's performance from year-to-year and by showing how the Fund's average annual total returns based on net asset value compared to those of the Index, a broad-based market index and three market indices. The Fund's performance information is accessible on the Fund's website at <http://www.ftportfolios.com>.

With respect to the Russell 1000® Technology Index, on or about September 18, 2008, Russell Investment Group ("Russell") began calculating its Russell U.S. Indices using an enhanced Russell sector scheme, the Russell Global Sectors (the "RGS"). The RGS and the former U.S. sector scheme ran in tandem until June 30, 2009, when Russell officially transitioned to the RGS and ceased calculating its indices using the U.S. sector scheme. Consequently, performance data is not available for the Russell 1000® Technology Index for the "Since Inception" period set forth in the table because performance data does not exist using solely the U.S. sector scheme or alternatively, using solely the RGS.

First Trust Technology AlphaDEX® Fund Calendar Year Total Returns as of 12/31 ⁽¹⁾



(1) The Fund's calendar year-to-date total return based on net asset value for the period 12/31/23 to 09/30/24 was 8.19%.

During the periods shown in the chart above:

	Return	Period Ended
Best Quarter	40.67%	June 30, 2020
Worst Quarter	-18.87%	June 30, 2022
Year-to-Date	8.19%	September 30, 2024

The Fund's past performance (before and after taxes) is not necessarily an indication of how the Fund will perform in the future.

First Trust Technology AlphaDEX® Fund (FXL)

All after-tax returns are calculated using the historical highest individual federal marginal income tax rates and do not reflect the impact of any state or local tax. Returns after taxes on distributions reflect the taxed return on the payment of dividends and capital gains. Returns after taxes on distributions and sale of shares assume you sold your shares at period end, and, therefore, are also adjusted for any capital gains or losses incurred. Returns for an index do not include expenses, which are deducted from Fund returns, or taxes.

Your own actual after-tax returns will depend on your specific tax situation and may differ from what is shown here. After-tax returns are not relevant to investors who hold Fund shares in tax-deferred accounts such as individual retirement accounts (IRAs) or employee-sponsored retirement plans.

Average Annual Total Returns for the Periods Ended December 31, 2023

	1 Year	5 Years	10 Years	Since Inception	Inception Date
Return Before Taxes	40.43%	19.84%	16.17%	12.13%	5/8/2007
Return After Taxes on Distributions	40.19%	19.71%	15.97%	11.99%	
Return After Taxes on Distributions and Sale of Fund Shares	23.93%	16.16%	13.67%	10.51%	
StrataQuant® Technology Index (reflects no deduction for fees, expenses or taxes)	40.85%	20.55%	16.82%	12.89%	
Russell 1000® Index (reflects no deduction for fees, expenses or taxes)	26.53%	15.52%	11.80%	9.31%	
S&P 500® Information Technology Index (reflects no deduction for fees, expenses or taxes)	57.84%	26.95%	20.79%	15.48%	
Russell 1000® Technology Index ⁽¹⁾ (reflects no deduction for fees, expenses or taxes)	66.89%	26.45%	20.26%	N/A	
Russell 3000® Index (reflects no deduction for fees, expenses or taxes)	25.96%	15.16%	11.48%	9.15%	

(1) Performance data is not available for all the periods shown in the table for the index because performance data does not exist for some of the entire periods.

Management

Investment Advisor

First Trust Advisors L.P. ("First Trust" or the "Advisor")

Portfolio Managers

The Fund's portfolio is managed by a team (the "Investment Committee") consisting of:

- Daniel J. Lindquist, Chairman of the Investment Committee and Managing Director of First Trust
- David G. McGarel, Chief Investment Officer, Chief Operating Officer and Managing Director of First Trust
- Jon C. Erickson, Senior Vice President of First Trust
- Roger F. Testin, Senior Vice President of First Trust
- Stan Ueland, Senior Vice President of First Trust
- Chris A. Peterson, Senior Vice President of First Trust
- Erik Russo, Vice President of First Trust

The Investment Committee members are primarily and jointly responsible for the day-to-day management of the Fund. Each Investment Committee member has served as a part of the portfolio management team of the Fund since 2007, except for Chris A. Peterson and Erik Russo who have served as part of the portfolio management team of the Fund since 2016 and 2020, respectively.

Purchase and Sale of Fund Shares

The Fund issues and redeems shares on a continuous basis, at net asset value, only in large blocks of shares called "Creation Units." Individual shares of the Fund may only be purchased and sold on the secondary market through a broker-dealer. Since shares of the Fund trade on securities exchanges in the secondary market at their market price rather than their net asset value, the Fund's shares may trade at a price greater than (premium) or less than (discount) the Fund's net asset value. An investor may incur costs attributable to the difference between the highest price a buyer is willing to pay to purchase shares of the Fund (bid) and the lowest price a seller is willing to accept for shares of the Fund (ask) when buying or selling shares in the secondary market (the "*bid-ask spread*"). Recent information, including the Fund's net asset value, market price, premiums and discounts, bid-ask spreads and the median bid-ask spread for the Fund's most recent fiscal year, is available online at <http://www.ftportfolios.com/Retail/etf/home.aspx>.

Tax Information

The Fund's distributions are taxable and will generally be taxed as ordinary income or capital gains. Distributions on shares held in a tax-deferred account, while not immediately taxable, will be subject to tax when the shares are no longer held in a tax-deferred account.

Payments to Broker-Dealers and Other Financial Intermediaries

If you purchase shares of the Fund through a broker-dealer, registered investment adviser, bank or other financial intermediary (collectively, "intermediaries"), First Trust and First Trust Portfolios L.P., the Fund's distributor, may pay the intermediary for the sale of Fund shares and related services. These payments may create a conflict of interest by influencing the broker-dealer or other intermediary and your salesperson to recommend the Fund over another investment. Ask your salesperson or visit your financial intermediary's website for more information.

SUMMARY INFORMATION

First Trust Utilities AlphaDEX® Fund (FXU)

Investment Objective

The First Trust Utilities AlphaDEX® Fund (the “Fund”) seeks investment results that correspond generally to the price and yield (before the Fund’s fees and expenses) of an equity index called the StrataQuant® Utilities Index (the “Index”).

Fees and Expenses of the Fund

The following table describes the fees and expenses you may pay if you buy, hold and sell shares of the Fund. **Investors may pay other fees, such as brokerage commissions and other fees to financial intermediaries, which are not reflected in the table and example below.**

Shareholder Fees

(fees paid directly from your investment)

Maximum Sales Charge (Load) Imposed on Purchases (as a percentage of offering price)	None
--------------------------------------------------------------------------------------	------

Annual Fund Operating Expenses

(expenses that you pay each year as a percentage of the value of your investment)

Management Fees	0.50%
Distribution and Service (12b-1) Fees	0.00%
Other Expenses	0.13%
Total Annual Fund Operating Expenses	0.63%
Fee Waiver and Expense Reimbursement ⁽¹⁾	0.00%
Net Annual Fund Operating Expenses	0.63%

⁽¹⁾ First Trust Advisors L.P., the Fund’s investment advisor, has agreed to waive fees and/or reimburse Fund expenses to the extent that the operating expenses of the Fund (excluding interest expense, brokerage commissions and other trading expenses, taxes and extraordinary expenses) exceed 0.70% of its average daily net assets (the “Expense Cap”) at least through November 30, 2025. The agreement may be terminated by the Trust, on behalf of the Fund, at any time and by the Fund’s investment advisor only after November 30, 2025 upon 60 days’ written notice.

Example

The example below is intended to help you compare the cost of investing in the Fund with the cost of investing in other funds.

The example assumes that you invest \$10,000 in the Fund for the time periods indicated and then hold or sell all of your shares at the end of those periods. The example also assumes that your investment has a 5% return each year and that the Fund’s operating expenses remain at current levels. Although your actual costs may be higher or lower, based on these assumptions your costs would be:

1 Year	3 Years	5 Years	10 Years
\$64	\$202	\$351	\$787

Portfolio Turnover

The Fund pays transaction costs, such as commissions, when it buys and sells securities (or “turns over” its portfolio). A higher portfolio turnover rate may indicate higher transaction costs and may result in higher taxes when Fund shares are held in a taxable account. These costs, which are not reflected in annual fund operating expenses or in the example, affect the Fund’s performance. During the most recent fiscal year, the Fund’s portfolio turnover rate was 53% of the average value of its portfolio.

Principal Investment Strategies

The Fund will normally invest at least 90% of its net assets (including investment borrowings) in the securities that comprise the Index. The Fund, using an “indexing” investment approach, attempts to replicate, before fees and expenses, the performance of the Index. The Index is part of the “StrataQuant® Series,” a family of custom enhanced indices developed, maintained and owned by ICE Data Indices, LLC or its affiliates (“IDI” or the “Index Provider”). The Index Provider reserves the right to, at any time, change the number of stocks comprising the Index by adding or deleting one or more stocks, or replacing

First Trust Utilities AlphaDEX® Fund (FXU)

one or more stocks contained in the Index with one or more substitute stocks of its choice, if in the Index Provider's discretion, such addition, deletion or substitution is necessary or appropriate to maintain the quality and/or character of the Index.

According to the Index Provider, the Index is a modified, equal-dollar weighted index designed to objectively identify and select stocks from the Russell 1000® Index in the utilities sector that have the potential for greater capital appreciation. The Index uses the AlphaDEX® selection methodology which aims to select securities that may generate positive alpha, or risk-adjusted returns, relative to traditional indices. Alpha is an indication of how much an investment outperforms or underperforms on a risk-adjusted basis relative to its benchmark. The Russell 1000® Index consists of approximately 1,000 of the largest stocks within the Russell 3000® Index. The Russell 3000® Index is constructed to represent approximately 98% of the investable U.S. equity market.

According to the Index Provider, security selection for the Index will be conducted in the following manner:

1. The selection universe for the Index begins with all stocks in the Russell 1000® Index that meet the Index Provider's share class and liquidity screens.
2. The stocks in the selection universe are ranked on both growth and value factors. Each stock is classified as either a value stock, a growth stock or a combination of growth and value, as determined by the Index Provider. A stock classified as a value stock will receive its value rank as its "selection score" and a stock classified as a growth stock will receive its growth rank as its "selection score." A stock classified as a combination of growth and value will receive the better of the two scores.
3. The selection universe is then divided into respective sectors as defined by the Index Provider. The component stocks contained in the sector for which the Fund is named are ranked according to their selection score from step 2.
4. The number of "selected stocks" for the relevant sector will be the greater of the top 75% of securities from step 3 or 40 stocks. The selected stocks are then split into quintiles based on their selection score, with higher scoring quintiles receiving a greater weight in the Index.

The Index is reconstituted and rebalanced quarterly and the Fund will make corresponding changes to its portfolio shortly after the Index changes are made public. The Index's quarterly rebalance and reconstitution schedule may cause the Fund to experience a higher rate of portfolio turnover. The Fund will be concentrated in an industry or a group of industries to the extent that the Index is so concentrated. As of October 31, 2024, the Index was composed of 40 securities with a market capitalization range of \$3.27 billion to \$162.97 billion. As of October 31, 2024, the Fund had significant investments in utilities companies. The Fund's investments will change as the Index changes and, as a result, the Fund may have significant investments in jurisdictions or investment sectors that it may not have had as of October 31, 2024. To the extent the Fund invests a significant portion of its assets in a given jurisdiction or investment sector, the Fund may be exposed to the risks associated with that jurisdiction or investment sector.

Principal Risks

You could lose money by investing in the Fund. An investment in the Fund is not a deposit of a bank and is not insured or guaranteed by the Federal Deposit Insurance Corporation or any other governmental agency. There can be no assurance that the Fund's investment objective will be achieved. The order of the below risk factors does not indicate the significance of any particular risk factor.

AUTHORIZED PARTICIPANT CONCENTRATION RISK. Only an authorized participant may engage in creation or redemption transactions directly with the Fund. A limited number of institutions act as authorized participants for the Fund. To the extent that these institutions exit the business or are unable to proceed with creation and/or redemption orders and no other authorized participant steps forward to create or redeem, the Fund's shares may trade at a premium or discount (the difference between the market price of the Fund's shares and the Fund's net asset value) and possibly face delisting and the bid/ask spread (the difference between the price that someone is willing to pay for shares of the Fund at a specific point in time versus the price at which someone is willing to sell) on the Fund's shares may widen.

CURRENT MARKET CONDITIONS RISK. Current market conditions risk is the risk that a particular investment, or shares of the Fund in general, may fall in value due to current market conditions. As a means to fight inflation, which remains at elevated levels, the Federal Reserve and certain foreign central banks have raised interest rates; however, the Federal Reserve has recently lowered interest rates and may continue to do so. U.S. regulators have proposed several changes to market and issuer regulations which would directly impact the Fund, and any regulatory changes could adversely impact the Fund's ability to achieve its investment strategies or make certain investments. Recent and potential future bank failures could result in

disruption to the broader banking industry or markets generally and reduce confidence in financial institutions and the economy as a whole, which may also heighten market volatility and reduce liquidity. Additionally, challenges in commercial real estate markets, including rising interest rates, declining valuations and increasing vacancies, could have a broader impact on financial markets. The ongoing adversarial political climate in the United States, as well as political and diplomatic events both domestic and abroad, have and may continue to have an adverse impact the U.S. regulatory landscape, markets and investor behavior, which could have a negative impact on the Fund's investments and operations. The change in administration resulting from the 2024 United States national elections could result in significant impacts to international trade relations, tax and immigration policies, and other aspects of the national and international political and financial landscape, which could affect, among other things, inflation and the securities markets generally. Other unexpected political, regulatory and diplomatic events within the U.S. and abroad may affect investor and consumer confidence and may adversely impact financial markets and the broader economy. For example, ongoing armed conflicts between Russia and Ukraine in Europe and among Israel, Iran, Hamas and other militant groups in the Middle East, have caused and could continue to cause significant market disruptions and volatility within the markets in Russia, Europe, the Middle East and the United States. The hostilities and sanctions resulting from those hostilities have and could continue to have a significant impact on certain Fund investments as well as Fund performance and liquidity. The economies of the United States and its trading partners, as well as the financial markets generally, may be adversely impacted by trade disputes and other matters. For example, the United States has imposed trade barriers and restrictions on China. In addition, the Chinese government is engaged in a longstanding dispute with Taiwan, continually threatening an invasion. If the political climate between the United States and China does not improve or continues to deteriorate, if China were to attempt invading Taiwan, or if other geopolitical conflicts develop or worsen, economies, markets and individual securities may be adversely affected, and the value of the Fund's assets may go down. A public health crisis and the ensuing policies enacted by governments and central banks may cause significant volatility and uncertainty in global financial markets, negatively impacting global growth prospects. As the COVID-19 global pandemic illustrated, such events may affect certain geographic regions, countries, sectors and industries more significantly than others. Advancements in technology may also adversely impact markets and the overall performance of the Fund. For instance, the economy may be significantly impacted by the advanced development and increased regulation of artificial intelligence. Additionally, cyber security breaches of both government and non-government entities could have negative impacts on infrastructure and the ability of such entities, including the Fund, to operate properly. These events, and any other future events, may adversely affect the prices and liquidity of the Fund's portfolio investments and could result in disruptions in the trading markets.

CYBER SECURITY RISK. The Fund is susceptible to operational risks through breaches in cyber security. A breach in cyber security refers to both intentional and unintentional events that may cause the Fund to lose proprietary information, suffer data corruption or lose operational capacity. Such events could cause the Fund to incur regulatory penalties, reputational damage, additional compliance costs associated with corrective measures and/or financial loss. Cyber security breaches may involve unauthorized access to the Fund's digital information systems through "hacking" or malicious software coding but may also result from outside attacks such as denial-of-service attacks through efforts to make network services unavailable to intended users. In addition, cyber security breaches of the issuers of securities in which the Fund invests or the Fund's third-party service providers, such as its administrator, transfer agent, custodian, or sub-advisor, as applicable, can also subject the Fund to many of the same risks associated with direct cyber security breaches. Although the Fund has established risk management systems designed to reduce the risks associated with cyber security, there is no guarantee that such efforts will succeed, especially because the Fund does not directly control the cyber security systems of issuers or third-party service providers.

EQUITY SECURITIES RISK. The value of the Fund's shares will fluctuate with changes in the value of the equity securities in which it invests. Equity securities prices fluctuate for several reasons, including changes in investors' perceptions of the financial condition of an issuer or the general condition of the relevant equity market, such as market volatility, or when political or economic events affecting an issuer occur. Common stock prices may be particularly sensitive to rising interest rates, as the cost of capital rises and borrowing costs increase. Equity securities may decline significantly in price over short or extended periods of time, and such declines may occur in the equity market as a whole, or they may occur in only a particular country, company, industry or sector of the market.

GROWTH STOCKS INVESTMENT RISK. Stocks exhibiting growth characteristics tend to be more volatile than certain other types of stocks and their prices usually fluctuate more dramatically than the overall stock market. A stock with growth characteristics can have sharp price declines due to decreases in current or expected earnings and may lack dividend payments that can help cushion its share price during declining markets.

INDEX CONCENTRATION RISK. The Fund will be concentrated in an industry or a group of industries to the extent that the Index is so concentrated. To the extent that the Fund invests a significant percentage of its assets in a single asset class or

the securities of issuers within the same country, state, region, industry or sector, an adverse economic, business or political development may affect the value of the Fund's investments more than if the Fund were more broadly diversified. A significant exposure makes the Fund more susceptible to any single occurrence and may subject the Fund to greater market risk than a fund that is more broadly diversified. There may be instances in which the Index, for a variety of reasons including changes in the prices of individual securities held by the Fund, has a larger exposure to a small number of stocks or a single stock relative to the rest of the stocks in the Index. Under such circumstances, the Fund will not deviate from the Index except in rare circumstances or in an immaterial way and therefore the Fund's returns would be more greatly influenced by the returns of the stock(s) with the larger exposure.

INDEX OR MODEL CONSTITUENT RISK. The Fund may be a constituent of one or more indices or ETF models. As a result, the Fund may be included in one or more index-tracking exchange-traded funds or mutual funds. Being a component security of such a vehicle could greatly affect the trading activity involving the Fund's shares, the size of the Fund and the market volatility of the Fund. Inclusion in an index could increase demand for the Fund and removal from an index could result in outsized selling activity in a relatively short period of time. As a result, the Fund's net asset value could be negatively impacted and the Fund's market price may be below the Fund's net asset value during certain periods. In addition, index rebalances may potentially result in increased trading activity in the Fund's shares.

INDEX PROVIDER RISK. There is no assurance that the Index Provider, or any agents that act on its behalf, will compile the Index accurately, or that the Index will be determined, maintained, constructed, reconstituted, rebalanced, composed, calculated or disseminated accurately. The Index Provider and its agents do not provide any representation or warranty in relation to the quality, accuracy or completeness of data in the Index, and do not guarantee that the Index will be calculated in accordance with its stated methodology. The Advisor's mandate as described in this prospectus is to manage the Fund consistently with the Index provided by the Index Provider. The Advisor relies upon the Index provider and its agents to accurately compile, maintain, construct, reconstitute, rebalance, compose, calculate and disseminate the Index accurately. Therefore, losses or costs associated with any Index Provider or agent errors generally will be borne by the Fund and its shareholders. To correct any such error, the Index Provider or its agents may carry out an unscheduled rebalance of the Index or other modification of Index constituents or weightings. When the Fund in turn rebalances its portfolio, any transaction costs and market exposure arising from such portfolio rebalancing will be borne by the Fund and its shareholders. Unscheduled rebalances also expose the Fund to additional tracking error risk. Errors in respect of the quality, accuracy and completeness of the data used to compile the Index may occur from time to time and may not be identified and corrected by the Index Provider for a period of time or at all, particularly where the Index is less commonly used as a benchmark by funds or advisors. For example, during a period where the Index contains incorrect constituents, the Fund tracking the Index would have market exposure to such constituents and would be underexposed to the Index's other constituents. Such errors may negatively impact the Fund and its shareholders. The Index Provider and its agents rely on various sources of information to assess the criteria of issuers included in the Index, including information that may be based on assumptions and estimates. Neither the Fund nor the Advisor can offer assurances that the Index's calculation methodology or sources of information will provide an accurate assessment of included issuers. Unusual market conditions or issuer-specific events may cause the Index Provider to postpone a scheduled rebalance, exclude or substitute a security in the Index or undertake other measures which could cause the Index to vary from its normal or expected composition. The postponement of a scheduled rebalance in a time of market volatility could mean that constituents that would otherwise be removed at rebalance due to changes in market capitalizations, issuer credit ratings, or other reasons may remain, causing the performance and constituents of the Index to vary from those expected under normal conditions. Apart from scheduled rebalances, the Index Provider or its agents may carry out additional ad hoc rebalances to the Index due to unusual market conditions or in order, for example, to correct an error in the selection of index constituents.

MARKET MAKER RISK. The Fund faces numerous market trading risks, including the potential lack of an active market for Fund shares due to a limited number of market makers. Decisions by market makers or authorized participants to reduce their role or step away from these activities in times of market stress could inhibit the effectiveness of the arbitrage process in maintaining the relationship between the underlying values of the Fund's portfolio securities and the Fund's market price. The Fund may rely on a small number of third-party market makers to provide a market for the purchase and sale of shares. Any trading halt or other problem relating to the trading activity of these market makers could result in a dramatic change in the spread between the Fund's net asset value and the price at which the Fund's shares are trading on the Exchange, which could result in a decrease in value of the Fund's shares. This reduced effectiveness could result in Fund shares trading at a discount to net asset value and also in greater than normal intraday bid-ask spreads for Fund shares.

MARKET RISK. Market risk is the risk that a particular investment, or shares of the Fund in general, may fall in value. Securities are subject to market fluctuations caused by real or perceived adverse economic, political, and regulatory factors or market

developments, changes in interest rates and perceived trends in securities prices. Shares of the Fund could decline in value or underperform other investments. In addition, local, regional or global events such as war, acts of terrorism, market manipulation, government defaults, government shutdowns, regulatory actions, political changes, diplomatic developments, the imposition of sanctions and other similar measures, spread of infectious diseases or other public health issues, recessions, natural disasters, or other events could have a significant negative impact on the Fund and its investments. Any of such circumstances could have a materially negative impact on the value of the Fund's shares, the liquidity of an investment, and may result in increased market volatility. During any such events, the Fund's shares may trade at increased premiums or discounts to their net asset value, the bid/ask spread on the Fund's shares may widen and the returns on investment may fluctuate.

NON-CORRELATION RISK. The Fund's return may not match the return of the Index for a number of reasons. The Fund incurs operating expenses not applicable to the Index, and may incur costs in buying and selling securities, especially when rebalancing the Fund's portfolio holdings to reflect changes in the composition of the Index. In addition, the Fund's portfolio holdings may not exactly replicate the securities included in the Index or the ratios between the securities included in the Index. Additionally, in order to comply with its investment strategies and policies, the Fund portfolio may deviate from the composition of the Index. Accordingly, the Fund's return may underperform the return of the Index.

OPERATIONAL RISK. The Fund is subject to risks arising from various operational factors, including, but not limited to, human error, processing and communication errors, errors of the Fund's service providers, counterparties or other third-parties, failed or inadequate processes and technology or systems failures. The Fund relies on third-parties for a range of services, including custody. Any delay or failure relating to engaging or maintaining such service providers may affect the Fund's ability to meet its investment objective. Although the Fund and the Fund's investment advisor seek to reduce these operational risks through controls and procedures, there is no way to completely protect against such risks.

PASSIVE INVESTMENT RISK. The Fund is not actively managed. The Fund invests in securities included in or representative of the Index regardless of investment merit. The Fund generally will not attempt to take defensive positions in declining markets. In the event that the Index is no longer calculated, the Index license is terminated or the identity or character of the Index is materially changed, the Fund will seek to engage a replacement index.

PORTFOLIO TURNOVER RISK. High portfolio turnover may result in the Fund paying higher levels of transaction costs and may generate greater tax liabilities for shareholders. Portfolio turnover risk may cause the Fund's performance to be less than expected.

PREMIUM/DISCOUNT RISK. The market price of the Fund's shares will generally fluctuate in accordance with changes in the Fund's net asset value as well as the relative supply of and demand for shares on the Exchange. The Fund's investment advisor cannot predict whether shares will trade below, at or above their net asset value because the shares trade on the Exchange at market prices and not at net asset value. Price differences may be due, in large part, to the fact that supply and demand forces at work in the secondary trading market for shares will be closely related, but not identical, to the same forces influencing the prices of the holdings of the Fund trading individually or in the aggregate at any point in time. However, given that shares can only be purchased and redeemed in Creation Units, and only to and from broker-dealers and large institutional investors that have entered into participation agreements (unlike shares of closed-end funds, which frequently trade at appreciable discounts from, and sometimes at premiums to, their net asset value), the Fund's investment advisor believes that large discounts or premiums to the net asset value of shares should not be sustained. During stressed market conditions, the market for the Fund's shares may become less liquid in response to deteriorating liquidity in the market for the Fund's underlying portfolio holdings, which could in turn lead to differences between the market price of the Fund's shares and their net asset value and the bid/ask spread on the Fund's shares may widen.

SMALLER COMPANIES RISK. Small and/or mid capitalization companies may be more vulnerable to adverse general market or economic developments, and their securities may be less liquid and may experience greater price volatility than larger, more established companies as a result of several factors, including limited trading volumes, fewer products or financial resources, management inexperience and less publicly available information. Accordingly, such companies are generally subject to greater market risk than larger, more established companies.

TRADING ISSUES RISK. Trading in Fund shares on the Exchange may be halted due to market conditions or for reasons that, in the view of the Exchange, make trading in shares inadvisable. In addition, trading in Fund shares on the Exchange is subject to trading halts caused by extraordinary market volatility pursuant to the Exchange's "circuit breaker" rules. There can be no assurance that the requirements of the Exchange necessary to maintain the listing of the Fund will continue to be met or will

First Trust Utilities AlphaDEX® Fund (FXU)

remain unchanged. The Fund may have difficulty maintaining its listing on the Exchange in the event the Fund's assets are small, the Fund does not have enough shareholders, or if the Fund is unable to proceed with creation and/or redemption orders.

UTILITY COMPANIES RISK. Utility companies include companies producing or providing gas, electricity or water. These companies are subject to the risk of the imposition of rate caps, increased competition due to deregulation, the difficulty in obtaining an adequate return on invested capital or in financing large construction projects counterparty risk, the limitations on operations and increased costs and delays attributable to environmental considerations and the capital market's ability to absorb utility debt. In addition, taxes, government regulation, domestic and international politics, price and supply fluctuations, volatile interest rates and energy conservation may negatively affect utility companies.

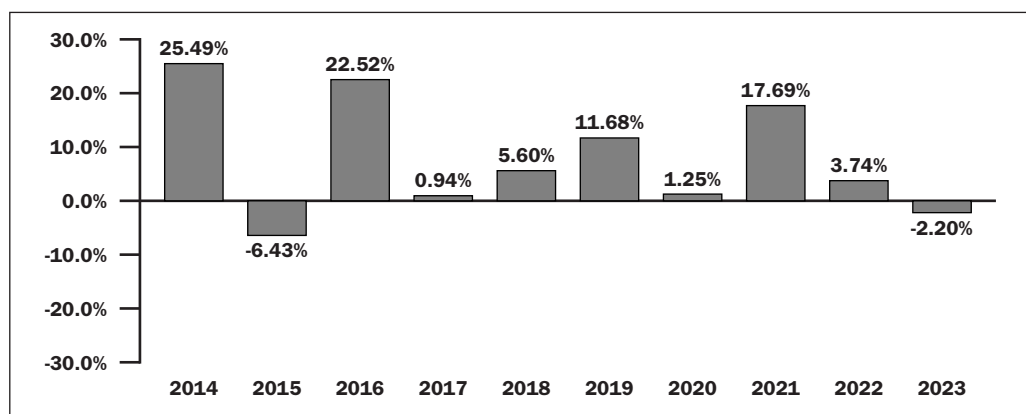
VALUE STOCKS INVESTMENT RISK. The intrinsic value of a stock with value characteristics may not be fully recognized by the market for a long time or a stock judged to be undervalued may actually be appropriately priced at a low level.

Annual Total Return

The bar chart and table below illustrate the annual calendar year returns of the Fund based on net asset value as well as the average annual Fund and Index returns. The bar chart and table provide an indication of the risks of investing in the Fund by showing changes in the Fund's performance from year-to-year and by showing how the Fund's average annual total returns based on net asset value compared to those of the Index, a broad-based market index and three market indices. The Fund's performance information is accessible on the Fund's website at <http://www.ftportfolios.com>.

With respect to the Russell 1000® Utilities Index, on or about September 18, 2008, Russell Investment Group ("Russell") began calculating its Russell U.S. Indices using an enhanced Russell sector scheme, the Russell Global Sectors (the "RGS"). The RGS and the former U.S. sector scheme ran in tandem until June 30, 2009, when Russell officially transitioned to the RGS and ceased calculating its indices using the U.S. sector scheme. Consequently, performance data is not available for the Russell 1000® Utilities Index for the "Since Inception" period set forth in the table because performance data does not exist using solely the U.S. sector scheme or alternatively, using solely the RGS.

First Trust Utilities AlphaDEX® Fund Calendar Year Total Returns as of 12/31 ⁽¹⁾



(1) The Fund's calendar year-to-date total return based on net asset value for the period 12/31/23 to 09/30/24 was 23.75%.

During the periods shown in the chart above:

	Return	Period Ended
Best Quarter	16.49%	March 31, 2016
Worst Quarter	-15.50%	March 31, 2020
Year-to-Date	23.75%	September 30, 2024

The Fund's past performance (before and after taxes) is not necessarily an indication of how the Fund will perform in the future.

All after-tax returns are calculated using the historical highest individual federal marginal income tax rates and do not reflect the impact of any state or local tax. Returns after taxes on distributions reflect the taxed return on the payment of dividends and capital gains. Returns after taxes on distributions and sale of shares assume you sold your shares at period end, and,

First Trust Utilities AlphaDEX® Fund (FXU)

therefore, are also adjusted for any capital gains or losses incurred. Returns for an index do not include expenses, which are deducted from Fund returns, or taxes.

Your own actual after-tax returns will depend on your specific tax situation and may differ from what is shown here. After-tax returns are not relevant to investors who hold Fund shares in tax-deferred accounts such as individual retirement accounts (IRAs) or employee-sponsored retirement plans.

Average Annual Total Returns for the Periods Ended December 31, 2023

	1 Year	5 Years	10 Years	Since Inception	Inception Date
Return Before Taxes	-2.20%	6.19%	7.55%	5.91%	5/8/2007
Return After Taxes on Distributions	-3.22%	5.04%	6.29%	4.67%	
Return After Taxes on Distributions and Sale of Fund Shares	-1.32%	4.29%	5.43%	4.13%	
StrataQuant® Utilities Index (reflects no deduction for fees, expenses or taxes)	-1.54%	6.85%	8.27%	6.72%	
Russell 1000® Index (reflects no deduction for fees, expenses or taxes)	26.53%	15.52%	11.80%	9.31%	
S&P 500® Utilities Index (reflects no deduction for fees, expenses or taxes)	-7.08%	7.11%	8.91%	6.35%	
Russell 1000® Utilities Index ⁽¹⁾ (reflects no deduction for fees, expenses or taxes)	-4.66%	7.49%	7.67%	N/A	
Russell 3000® Index (reflects no deduction for fees, expenses or taxes)	25.96%	15.16%	11.48%	9.15%	

(1) Performance data is not available for all the periods shown in the table for the index because performance data does not exist for some of the entire periods.

Management

Investment Advisor

First Trust Advisors L.P. ("First Trust" or the "Advisor")

Portfolio Managers

The Fund's portfolio is managed by a team (the "Investment Committee") consisting of:

- Daniel J. Lindquist, Chairman of the Investment Committee and Managing Director of First Trust
- David G. McGarel, Chief Investment Officer, Chief Operating Officer and Managing Director of First Trust
- Jon C. Erickson, Senior Vice President of First Trust
- Roger F. Testin, Senior Vice President of First Trust
- Stan Ueland, Senior Vice President of First Trust
- Chris A. Peterson, Senior Vice President of First Trust
- Erik Russo, Vice President of First Trust

The Investment Committee members are primarily and jointly responsible for the day-to-day management of the Fund. Each Investment Committee member has served as a part of the portfolio management team of the Fund since 2007, except for Chris A. Peterson and Erik Russo who have served as part of the portfolio management team of the Fund since 2016 and 2020, respectively.

Purchase and Sale of Fund Shares

The Fund issues and redeems shares on a continuous basis, at net asset value, only in large blocks of shares called "Creation Units." Individual shares of the Fund may only be purchased and sold on the secondary market through a broker-dealer. Since shares of the Fund trade on securities exchanges in the secondary market at their market price rather than their net asset value, the Fund's shares may trade at a price greater than (premium) or less than (discount) the Fund's net asset value. An

First Trust Utilities AlphaDEX[®] Fund (FXU)

investor may incur costs attributable to the difference between the highest price a buyer is willing to pay to purchase shares of the Fund (bid) and the lowest price a seller is willing to accept for shares of the Fund (ask) when buying or selling shares in the secondary market (the "*bid-ask spread*"). Recent information, including the Fund's net asset value, market price, premiums and discounts, bid-ask spreads and the median bid-ask spread for the Fund's most recent fiscal year, is available online at <http://www.ftportfolios.com/Retail/etf/home.aspx>.

Tax Information

The Fund's distributions are taxable and will generally be taxed as ordinary income or capital gains. Distributions on shares held in a tax-deferred account, while not immediately taxable, will be subject to tax when the shares are no longer held in a tax-deferred account.

Payments to Broker-Dealers and Other Financial Intermediaries

If you purchase shares of the Fund through a broker-dealer, registered investment adviser, bank or other financial intermediary (collectively, "intermediaries"), First Trust and First Trust Portfolios L.P., the Fund's distributor, may pay the intermediary for the sale of Fund shares and related services. These payments may create a conflict of interest by influencing the broker-dealer or other intermediary and your salesperson to recommend the Fund over another investment. Ask your salesperson or visit your financial intermediary's website for more information.

SUMMARY INFORMATION

First Trust Large Cap Core AlphaDEX® Fund (FEX)

Investment Objective

The First Trust Large Cap Core AlphaDEX® Fund (the “Fund”) seeks investment results that correspond generally to the price and yield (before the Fund’s fees and expenses) of an equity index called the Nasdaq AlphaDEX Large Cap Core™ Index (the “Index”).

Fees and Expenses of the Fund

The following table describes the fees and expenses you may pay if you buy, hold and sell shares of the Fund. **Investors may pay other fees, such as brokerage commissions and other fees to financial intermediaries, which are not reflected in the table and example below.**

Shareholder Fees

(fees paid directly from your investment)

Maximum Sales Charge (Load) Imposed on Purchases (as a percentage of offering price)	None
--------------------------------------------------------------------------------------	------

Annual Fund Operating Expenses

(expenses that you pay each year as a percentage of the value of your investment)

Management Fees	0.50%
Distribution and Service (12b-1) Fees	0.00%
Other Expenses	0.08%
Total Annual Fund Operating Expenses	0.58%
Fee Waiver and Expense Reimbursement ⁽¹⁾	0.00%
Net Annual Fund Operating Expenses	0.58%

⁽¹⁾ First Trust Advisors L.P., the Fund’s investment advisor, has agreed to waive fees and/or reimburse Fund expenses to the extent that the operating expenses of the Fund (excluding interest expense, brokerage commissions and other trading expenses, taxes and extraordinary expenses) exceed 0.70% of its average daily net assets (the “Expense Cap”) at least through November 30, 2025. The agreement may be terminated by the Trust, on behalf of the Fund, at any time and by the Fund’s investment advisor only after November 30, 2025 upon 60 days’ written notice.

Example

The example below is intended to help you compare the cost of investing in the Fund with the cost of investing in other funds.

The example assumes that you invest \$10,000 in the Fund for the time periods indicated and then hold or sell all of your shares at the end of those periods. The example also assumes that your investment has a 5% return each year and that the Fund’s operating expenses remain at current levels. Although your actual costs may be higher or lower, based on these assumptions your costs would be:

	1 Year	3 Years	5 Years	10 Years
	\$59	\$186	\$324	\$726

Portfolio Turnover

The Fund pays transaction costs, such as commissions, when it buys and sells securities (or “turns over” its portfolio). A higher portfolio turnover rate may indicate higher transaction costs and may result in higher taxes when Fund shares are held in a taxable account. These costs, which are not reflected in annual fund operating expenses or in the example, affect the Fund’s performance. During the most recent fiscal year, the Fund’s portfolio turnover rate was 88% of the average value of its portfolio.

Principal Investment Strategies

The Fund will normally invest at least 90% of its net assets (including investment borrowings) in the securities that comprise the Index. The Fund, using an “indexing” investment approach, attempts to replicate, before fees and expenses, the performance of the Index. The Index is owned and is developed, maintained and sponsored by Nasdaq, Inc. (the “Index

Provider"). The Index Provider may, from time to time, exercise reasonable discretion as it deems appropriate in order to maintain Index integrity.

According to the Index Provider, the Index employs the AlphaDEX® security selection methodology to select and weight securities from the Nasdaq US 500 Large Cap™ Index (the "Base Index"). The AlphaDEX® security selection methodology aims to select securities that may generate positive alpha, or risk-adjusted returns, relative to traditional indices. Alpha is an indication of how much an investment outperforms or underperforms on a risk-adjusted basis relative to its benchmark. The Base Index is a comprehensive, rules-based index designed to measure the performance of the 500 largest securities from the Nasdaq US Benchmark™ Index.

According to the Index Provider, security selection for the Index will be conducted in the following manner:

1. The selection universe for the Index begins with all stocks in the Base Index.
2. The Index Provider then removes any duplicate (multiple share classes) stocks and stocks which do not meet the Index Provider's liquidity screens.
3. The remaining stocks in the universe are then ranked on both growth and value factors. Each stock is classified as either a value stock or a growth stock, as determined by the Index Provider. A stock classified as a value stock will receive its value rank as its "selection score" and a stock classified as a growth stock will receive its growth rank as its "selection score."
4. The top 375 stocks based on the selection score determined in step 3 comprise the "selected stocks." The selected stocks are then split into quintiles based on their selection score, with higher scoring quintiles receiving a greater weight in the Index.

The Index is reconstituted and rebalanced quarterly and the Fund will make corresponding changes to its portfolio shortly after the Index changes are made public. The Index's quarterly rebalance and reconstitution schedule may cause the Fund to experience a higher rate of portfolio turnover. The Fund will be concentrated in an industry or a group of industries to the extent that the Index is so concentrated. As of October 31, 2024, the Index was composed of 375 securities with a market capitalization range of \$10.18 billion to \$3.43 trillion. The securities of companies represented in the Index generally have market capitalizations that are consistent with the name of the Index. However, the Fund will not sell a security because the security has exceeded or fallen below the current market capitalization range of the Index. The Fund's investments will change as the Index changes and, as a result, the Fund may have significant investments in jurisdictions or investment sectors from time to time. To the extent the Fund invests a significant portion of its assets in a given jurisdiction or investment sector, the Fund may be exposed to the risks associated with that jurisdiction or investment sector.

Principal Risks

You could lose money by investing in the Fund. An investment in the Fund is not a deposit of a bank and is not insured or guaranteed by the Federal Deposit Insurance Corporation or any other governmental agency. There can be no assurance that the Fund's investment objective will be achieved. The order of the below risk factors does not indicate the significance of any particular risk factor.

AUTHORIZED PARTICIPANT CONCENTRATION RISK. Only an authorized participant may engage in creation or redemption transactions directly with the Fund. A limited number of institutions act as authorized participants for the Fund. To the extent that these institutions exit the business or are unable to proceed with creation and/or redemption orders and no other authorized participant steps forward to create or redeem, the Fund's shares may trade at a premium or discount (the difference between the market price of the Fund's shares and the Fund's net asset value) and possibly face delisting and the bid/ask spread (the difference between the price that someone is willing to pay for shares of the Fund at a specific point in time versus the price at which someone is willing to sell) on the Fund's shares may widen.

CURRENT MARKET CONDITIONS RISK. Current market conditions risk is the risk that a particular investment, or shares of the Fund in general, may fall in value due to current market conditions. As a means to fight inflation, which remains at elevated levels, the Federal Reserve and certain foreign central banks have raised interest rates; however, the Federal Reserve has recently lowered interest rates and may continue to do so. U.S. regulators have proposed several changes to market and issuer regulations which would directly impact the Fund, and any regulatory changes could adversely impact the Fund's ability to achieve its investment strategies or make certain investments. Recent and potential future bank failures could result in disruption to the broader banking industry or markets generally and reduce confidence in financial institutions and the economy as a whole, which may also heighten market volatility and reduce liquidity. Additionally, challenges in commercial real estate markets, including rising interest rates, declining valuations and increasing vacancies, could have a broader impact on financial

markets. The ongoing adversarial political climate in the United States, as well as political and diplomatic events both domestic and abroad, have and may continue to have an adverse impact the U.S. regulatory landscape, markets and investor behavior, which could have a negative impact on the Fund's investments and operations. The change in administration resulting from the 2024 United States national elections could result in significant impacts to international trade relations, tax and immigration policies, and other aspects of the national and international political and financial landscape, which could affect, among other things, inflation and the securities markets generally. Other unexpected political, regulatory and diplomatic events within the U.S. and abroad may affect investor and consumer confidence and may adversely impact financial markets and the broader economy. For example, ongoing armed conflicts between Russia and Ukraine in Europe and among Israel, Iran, Hamas and other militant groups in the Middle East, have caused and could continue to cause significant market disruptions and volatility within the markets in Russia, Europe, the Middle East and the United States. The hostilities and sanctions resulting from those hostilities have and could continue to have a significant impact on certain Fund investments as well as Fund performance and liquidity. The economies of the United States and its trading partners, as well as the financial markets generally, may be adversely impacted by trade disputes and other matters. For example, the United States has imposed trade barriers and restrictions on China. In addition, the Chinese government is engaged in a longstanding dispute with Taiwan, continually threatening an invasion. If the political climate between the United States and China does not improve or continues to deteriorate, if China were to attempt invading Taiwan, or if other geopolitical conflicts develop or worsen, economies, markets and individual securities may be adversely affected, and the value of the Fund's assets may go down. A public health crisis and the ensuing policies enacted by governments and central banks may cause significant volatility and uncertainty in global financial markets, negatively impacting global growth prospects. As the COVID-19 global pandemic illustrated, such events may affect certain geographic regions, countries, sectors and industries more significantly than others. Advancements in technology may also adversely impact markets and the overall performance of the Fund. For instance, the economy may be significantly impacted by the advanced development and increased regulation of artificial intelligence. Additionally, cyber security breaches of both government and non-government entities could have negative impacts on infrastructure and the ability of such entities, including the Fund, to operate properly. These events, and any other future events, may adversely affect the prices and liquidity of the Fund's portfolio investments and could result in disruptions in the trading markets.

CYBER SECURITY RISK. The Fund is susceptible to operational risks through breaches in cyber security. A breach in cyber security refers to both intentional and unintentional events that may cause the Fund to lose proprietary information, suffer data corruption or lose operational capacity. Such events could cause the Fund to incur regulatory penalties, reputational damage, additional compliance costs associated with corrective measures and/or financial loss. Cyber security breaches may involve unauthorized access to the Fund's digital information systems through "hacking" or malicious software coding but may also result from outside attacks such as denial-of-service attacks through efforts to make network services unavailable to intended users. In addition, cyber security breaches of the issuers of securities in which the Fund invests or the Fund's third-party service providers, such as its administrator, transfer agent, custodian, or sub-advisor, as applicable, can also subject the Fund to many of the same risks associated with direct cyber security breaches. Although the Fund has established risk management systems designed to reduce the risks associated with cyber security, there is no guarantee that such efforts will succeed, especially because the Fund does not directly control the cyber security systems of issuers or third-party service providers.

EQUITY SECURITIES RISK. The value of the Fund's shares will fluctuate with changes in the value of the equity securities in which it invests. Equity securities prices fluctuate for several reasons, including changes in investors' perceptions of the financial condition of an issuer or the general condition of the relevant equity market, such as market volatility, or when political or economic events affecting an issuer occur. Common stock prices may be particularly sensitive to rising interest rates, as the cost of capital rises and borrowing costs increase. Equity securities may decline significantly in price over short or extended periods of time, and such declines may occur in the equity market as a whole, or they may occur in only a particular country, company, industry or sector of the market.

GROWTH STOCKS INVESTMENT RISK. Stocks exhibiting growth characteristics tend to be more volatile than certain other types of stocks and their prices usually fluctuate more dramatically than the overall stock market. A stock with growth characteristics can have sharp price declines due to decreases in current or expected earnings and may lack dividend payments that can help cushion its share price during declining markets.

INDEX CONCENTRATION RISK. The Fund will be concentrated in an industry or a group of industries to the extent that the Index is so concentrated. To the extent that the Fund invests a significant percentage of its assets in a single asset class or the securities of issuers within the same country, state, region, industry or sector, an adverse economic, business or political development may affect the value of the Fund's investments more than if the Fund were more broadly diversified. A significant exposure makes the Fund more susceptible to any single occurrence and may subject the Fund to greater market risk than a

fund that is more broadly diversified. There may be instances in which the Index, for a variety of reasons including changes in the prices of individual securities held by the Fund, has a larger exposure to a small number of stocks or a single stock relative to the rest of the stocks in the Index. Under such circumstances, the Fund will not deviate from the Index except in rare circumstances or in an immaterial way and therefore the Fund's returns would be more greatly influenced by the returns of the stock(s) with the larger exposure.

INDEX OR MODEL CONSTITUENT RISK. The Fund may be a constituent of one or more indices or ETF models. As a result, the Fund may be included in one or more index-tracking exchange-traded funds or mutual funds. Being a component security of such a vehicle could greatly affect the trading activity involving the Fund's shares, the size of the Fund and the market volatility of the Fund. Inclusion in an index could increase demand for the Fund and removal from an index could result in outsized selling activity in a relatively short period of time. As a result, the Fund's net asset value could be negatively impacted and the Fund's market price may be below the Fund's net asset value during certain periods. In addition, index rebalances may potentially result in increased trading activity in the Fund's shares.

INDEX PROVIDER RISK. There is no assurance that the Index Provider, or any agents that act on its behalf, will compile the Index accurately, or that the Index will be determined, maintained, constructed, reconstituted, rebalanced, composed, calculated or disseminated accurately. The Index Provider and its agents do not provide any representation or warranty in relation to the quality, accuracy or completeness of data in the Index, and do not guarantee that the Index will be calculated in accordance with its stated methodology. The Advisor's mandate as described in this prospectus is to manage the Fund consistently with the Index provided by the Index Provider. The Advisor relies upon the Index provider and its agents to accurately compile, maintain, construct, reconstitute, rebalance, compose, calculate and disseminate the Index accurately. Therefore, losses or costs associated with any Index Provider or agent errors generally will be borne by the Fund and its shareholders. To correct any such error, the Index Provider or its agents may carry out an unscheduled rebalance of the Index or other modification of Index constituents or weightings. When the Fund in turn rebalances its portfolio, any transaction costs and market exposure arising from such portfolio rebalancing will be borne by the Fund and its shareholders. Unscheduled rebalances also expose the Fund to additional tracking error risk. Errors in respect of the quality, accuracy and completeness of the data used to compile the Index may occur from time to time and may not be identified and corrected by the Index Provider for a period of time or at all, particularly where the Index is less commonly used as a benchmark by funds or advisors. For example, during a period where the Index contains incorrect constituents, the Fund tracking the Index would have market exposure to such constituents and would be underexposed to the Index's other constituents. Such errors may negatively impact the Fund and its shareholders. The Index Provider and its agents rely on various sources of information to assess the criteria of issuers included in the Index, including information that may be based on assumptions and estimates. Neither the Fund nor the Advisor can offer assurances that the Index's calculation methodology or sources of information will provide an accurate assessment of included issuers. Unusual market conditions or issuer-specific events may cause the Index Provider to postpone a scheduled rebalance, exclude or substitute a security in the Index or undertake other measures which could cause the Index to vary from its normal or expected composition. The postponement of a scheduled rebalance in a time of market volatility could mean that constituents that would otherwise be removed at rebalance due to changes in market capitalizations, issuer credit ratings, or other reasons may remain, causing the performance and constituents of the Index to vary from those expected under normal conditions. Apart from scheduled rebalances, the Index Provider or its agents may carry out additional ad hoc rebalances to the Index due to unusual market conditions or in order, for example, to correct an error in the selection of index constituents.

LARGE CAPITALIZATION COMPANIES RISK. Large capitalization companies may grow at a slower rate and be less able to adapt to changing market conditions than smaller capitalization companies. Thus, the return on investment in securities of large capitalization companies may be less than the return on investment in securities of small and/or mid capitalization companies. The performance of large capitalization companies also tends to trail the overall market during different market cycles.

MARKET CAPITALIZATION DEVIATION RISK. There can be no assurance that the securities held by the Fund will stay within the Fund's intended market capitalization range. As a result, the Fund may be exposed to additional risk or investors may not be given the opportunity to invest fully in a certain market capitalization range.

MARKET MAKER RISK. The Fund faces numerous market trading risks, including the potential lack of an active market for Fund shares due to a limited number of market makers. Decisions by market makers or authorized participants to reduce their role or step away from these activities in times of market stress could inhibit the effectiveness of the arbitrage process in maintaining the relationship between the underlying values of the Fund's portfolio securities and the Fund's market price. The Fund may rely on a small number of third-party market makers to provide a market for the purchase and sale of shares.

Any trading halt or other problem relating to the trading activity of these market makers could result in a dramatic change in the spread between the Fund's net asset value and the price at which the Fund's shares are trading on the Exchange, which could result in a decrease in value of the Fund's shares. This reduced effectiveness could result in Fund shares trading at a discount to net asset value and also in greater than normal intraday bid-ask spreads for Fund shares.

MARKET RISK. Market risk is the risk that a particular investment, or shares of the Fund in general, may fall in value. Securities are subject to market fluctuations caused by real or perceived adverse economic, political, and regulatory factors or market developments, changes in interest rates and perceived trends in securities prices. Shares of the Fund could decline in value or underperform other investments. In addition, local, regional or global events such as war, acts of terrorism, market manipulation, government defaults, government shutdowns, regulatory actions, political changes, diplomatic developments, the imposition of sanctions and other similar measures, spread of infectious diseases or other public health issues, recessions, natural disasters, or other events could have a significant negative impact on the Fund and its investments. Any of such circumstances could have a materially negative impact on the value of the Fund's shares, the liquidity of an investment, and may result in increased market volatility. During any such events, the Fund's shares may trade at increased premiums or discounts to their net asset value, the bid/ask spread on the Fund's shares may widen and the returns on investment may fluctuate.

NON-CORRELATION RISK. The Fund's return may not match the return of the Index for a number of reasons. The Fund incurs operating expenses not applicable to the Index, and may incur costs in buying and selling securities, especially when rebalancing the Fund's portfolio holdings to reflect changes in the composition of the Index. In addition, the Fund's portfolio holdings may not exactly replicate the securities included in the Index or the ratios between the securities included in the Index. Additionally, in order to comply with its investment strategies and policies, the Fund portfolio may deviate from the composition of the Index. Accordingly, the Fund's return may underperform the return of the Index.

OPERATIONAL RISK. The Fund is subject to risks arising from various operational factors, including, but not limited to, human error, processing and communication errors, errors of the Fund's service providers, counterparties or other third-parties, failed or inadequate processes and technology or systems failures. The Fund relies on third-parties for a range of services, including custody. Any delay or failure relating to engaging or maintaining such service providers may affect the Fund's ability to meet its investment objective. Although the Fund and the Fund's investment advisor seek to reduce these operational risks through controls and procedures, there is no way to completely protect against such risks.

PASSIVE INVESTMENT RISK. The Fund is not actively managed. The Fund invests in securities included in or representative of the Index regardless of investment merit. The Fund generally will not attempt to take defensive positions in declining markets. In the event that the Index is no longer calculated, the Index license is terminated or the identity or character of the Index is materially changed, the Fund will seek to engage a replacement index.

PORTFOLIO TURNOVER RISK. High portfolio turnover may result in the Fund paying higher levels of transaction costs and may generate greater tax liabilities for shareholders. Portfolio turnover risk may cause the Fund's performance to be less than expected.

PREMIUM/DISCOUNT RISK. The market price of the Fund's shares will generally fluctuate in accordance with changes in the Fund's net asset value as well as the relative supply of and demand for shares on the Exchange. The Fund's investment advisor cannot predict whether shares will trade below, at or above their net asset value because the shares trade on the Exchange at market prices and not at net asset value. Price differences may be due, in large part, to the fact that supply and demand forces at work in the secondary trading market for shares will be closely related, but not identical, to the same forces influencing the prices of the holdings of the Fund trading individually or in the aggregate at any point in time. However, given that shares can only be purchased and redeemed in Creation Units, and only to and from broker-dealers and large institutional investors that have entered into participation agreements (unlike shares of closed-end funds, which frequently trade at appreciable discounts from, and sometimes at premiums to, their net asset value), the Fund's investment advisor believes that large discounts or premiums to the net asset value of shares should not be sustained. During stressed market conditions, the market for the Fund's shares may become less liquid in response to deteriorating liquidity in the market for the Fund's underlying portfolio holdings, which could in turn lead to differences between the market price of the Fund's shares and their net asset value and the bid/ask spread on the Fund's shares may widen.

TRADING ISSUES RISK. Trading in Fund shares on the Exchange may be halted due to market conditions or for reasons that, in the view of the Exchange, make trading in shares inadvisable. In addition, trading in Fund shares on the Exchange is subject to trading halts caused by extraordinary market volatility pursuant to the Exchange's "circuit breaker" rules. There can be no assurance that the requirements of the Exchange necessary to maintain the listing of the Fund will continue to be met or will

First Trust Large Cap Core AlphaDEX® Fund (FEX)

remain unchanged. The Fund may have difficulty maintaining its listing on the Exchange in the event the Fund's assets are small, the Fund does not have enough shareholders, or if the Fund is unable to proceed with creation and/or redemption orders.

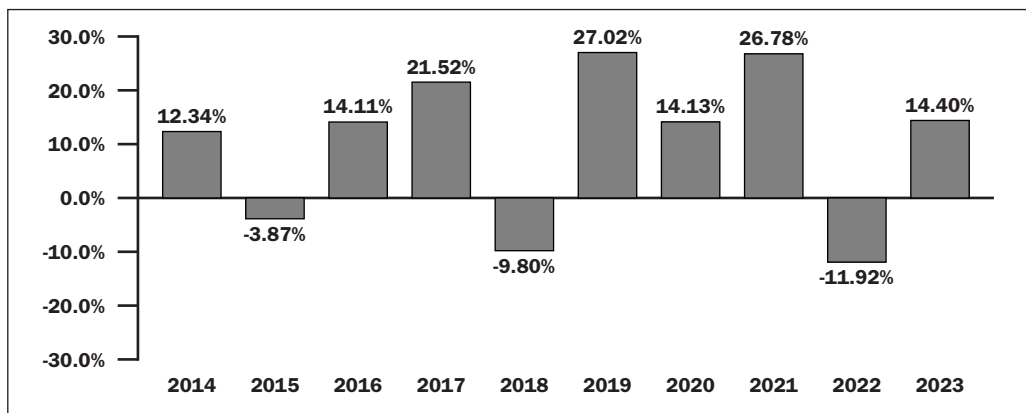
VALUE STOCKS INVESTMENT RISK. The intrinsic value of a stock with value characteristics may not be fully recognized by the market for a long time or a stock judged to be undervalued may actually be appropriately priced at a low level.

Annual Total Return

The bar chart and table below illustrate the annual calendar year returns of the Fund based on net asset value as well as the average annual Fund and Index returns. The bar chart and table provide an indication of the risks of investing in the Fund by showing changes in the Fund's performance from year-to-year and by showing how the Fund's average annual total returns based on net asset value compared to those of the Index, the Base Index and a broad-based market index. The Fund's performance information is accessible on the Fund's website at <http://www.ftportfolios.com>.

On April 8, 2016, the Fund's underlying index changed from the Defined Large Cap Core Index to the Nasdaq AlphaDEX Large Cap Core™ Index. Therefore, the Fund's performance and total returns shown below are not necessarily indicative of the performance that the Fund, based on its current Index, would have generated. Returns for an underlying index are only disclosed for those periods in which the index was in existence for the whole period. Because the Fund's new underlying index had an inception date of January 11, 2016, it was not in existence for any of the periods disclosed. The new Index is substantially similar to the Defined Large Cap Core Index.

First Trust Large Cap Core AlphaDEX® Fund Calendar Year Total Returns as of 12/31 ⁽¹⁾



(1) The Fund's calendar year-to-date total return based on net asset value for the period 12/31/23 to 09/30/24 was 16.48%.

During the periods shown in the chart above:

	Return	Period Ended
Best Quarter	25.33%	June 30, 2020
Worst Quarter	-26.64%	March 31, 2020
Year-to-Date	16.48%	September 30, 2024

The Fund's past performance (before and after taxes) is not necessarily an indication of how the Fund will perform in the future.

All after-tax returns are calculated using the historical highest individual federal marginal income tax rates and do not reflect the impact of any state or local tax. Returns after taxes on distributions reflect the taxed return on the payment of dividends and capital gains. Returns after taxes on distributions and sale of shares assume you sold your shares at period end, and, therefore, are also adjusted for any capital gains or losses incurred. Returns for an index do not include expenses, which are deducted from Fund returns, or taxes.

First Trust Large Cap Core AlphaDEX® Fund (FEX)

Your own actual after-tax returns will depend on your specific tax situation and may differ from what is shown here. After-tax returns are not relevant to investors who hold Fund shares in tax-deferred accounts such as individual retirement accounts (IRAs) or employee-sponsored retirement plans.

Average Annual Total Returns for the Periods Ended December 31, 2023

	1 Year	5 Years	10 Years	Since Inception	Inception Date
Return Before Taxes	14.40%	13.12%	9.60%	8.18%	5/8/2007
Return After Taxes on Distributions	13.72%	12.49%	9.00%	7.64%	
Return After Taxes on Distributions and Sale of Fund Shares	8.50%	10.18%	7.55%	6.58%	
Nasdaq AlphaDEX Large Cap Core™ Index ⁽¹⁾ (reflects no deduction for fees, expenses or taxes)	15.12%	13.82%	N/A	N/A	
Nasdaq US 500 Large Cap™ Index ⁽¹⁾ (reflects no deduction for fees, expenses or taxes)	27.14%	15.74%	N/A	N/A	
S&P 500® Index (reflects no deduction for fees, expenses or taxes)	26.29%	15.69%	12.03%	9.33%	

(1) Performance data is not available for all the periods shown in the table for the index because performance data does not exist for some of the entire periods.

Management

Investment Advisor

First Trust Advisors L.P. (“First Trust” or the “Advisor”)

Portfolio Managers

The Fund’s portfolio is managed by a team (the “Investment Committee”) consisting of:

- Daniel J. Lindquist, Chairman of the Investment Committee and Managing Director of First Trust
- David G. McGarel, Chief Investment Officer, Chief Operating Officer and Managing Director of First Trust
- Jon C. Erickson, Senior Vice President of First Trust
- Roger F. Testin, Senior Vice President of First Trust
- Stan Ueland, Senior Vice President of First Trust
- Chris A. Peterson, Senior Vice President of First Trust
- Erik Russo, Vice President of First Trust

The Investment Committee members are primarily and jointly responsible for the day-to-day management of the Fund. Each Investment Committee member has served as a part of the portfolio management team of the Fund since 2007, except for Chris A. Peterson and Erik Russo who have served as part of the portfolio management team of the Fund since 2016 and 2020, respectively.

Purchase and Sale of Fund Shares

The Fund issues and redeems shares on a continuous basis, at net asset value, only in large blocks of shares called “Creation Units.” Individual shares of the Fund may only be purchased and sold on the secondary market through a broker-dealer. Since shares of the Fund trade on securities exchanges in the secondary market at their market price rather than their net asset value, the Fund’s shares may trade at a price greater than (premium) or less than (discount) the Fund’s net asset value. An investor may incur costs attributable to the difference between the highest price a buyer is willing to pay to purchase shares of the Fund (bid) and the lowest price a seller is willing to accept for shares of the Fund (ask) when buying or selling shares in the secondary market (the “bid-ask spread”). Recent information, including the Fund’s net asset value, market price, premiums and discounts, bid-ask spreads and the median bid-ask spread for the Fund’s most recent fiscal year, is available online at <http://www.ftportfolios.com/Retail/etf/home.aspx>.

Tax Information

The Fund's distributions are taxable and will generally be taxed as ordinary income or capital gains. Distributions on shares held in a tax-deferred account, while not immediately taxable, will be subject to tax when the shares are no longer held in a tax-deferred account.

Payments to Broker-Dealers and Other Financial Intermediaries

If you purchase shares of the Fund through a broker-dealer, registered investment adviser, bank or other financial intermediary (collectively, "intermediaries"), First Trust and First Trust Portfolios L.P., the Fund's distributor, may pay the intermediary for the sale of Fund shares and related services. These payments may create a conflict of interest by influencing the broker-dealer or other intermediary and your salesperson to recommend the Fund over another investment. Ask your salesperson or visit your financial intermediary's website for more information.

SUMMARY INFORMATION

First Trust Large Cap Growth AlphaDEX® Fund (FTC)

Investment Objective

The First Trust Large Cap Growth AlphaDEX® Fund (the “Fund”) seeks investment results that correspond generally to the price and yield (before the Fund’s fees and expenses) of an equity index called the Nasdaq AlphaDEX Large Cap Growth™ Index (the “Index”).

Fees and Expenses of the Fund

The following table describes the fees and expenses you may pay if you buy, hold and sell shares of the Fund. **Investors may pay other fees, such as brokerage commissions and other fees to financial intermediaries, which are not reflected in the table and example below.**

Shareholder Fees

(fees paid directly from your investment)

Maximum Sales Charge (Load) Imposed on Purchases (as a percentage of offering price)	None
--------------------------------------------------------------------------------------	------

Annual Fund Operating Expenses

(expenses that you pay each year as a percentage of the value of your investment)

Management Fees	0.50%
Distribution and Service (12b-1) Fees	0.00%
Other Expenses	0.08%
Total Annual Fund Operating Expenses	0.58%
Fee Waiver and Expense Reimbursement ⁽¹⁾	0.00%
Net Annual Fund Operating Expenses	0.58%

(1) First Trust Advisors L.P., the Fund’s investment advisor, has agreed to waive fees and/or reimburse Fund expenses to the extent that the operating expenses of the Fund (excluding interest expense, brokerage commissions and other trading expenses, taxes and extraordinary expenses) exceed 0.70% of its average daily net assets (the “Expense Cap”) at least through November 30, 2025. The agreement may be terminated by the Trust, on behalf of the Fund, at any time and by the Fund’s investment advisor only after November 30, 2025 upon 60 days’ written notice.

Example

The example below is intended to help you compare the cost of investing in the Fund with the cost of investing in other funds.

The example assumes that you invest \$10,000 in the Fund for the time periods indicated and then hold or sell all of your shares at the end of those periods. The example also assumes that your investment has a 5% return each year and that the Fund’s operating expenses remain at current levels. Although your actual costs may be higher or lower, based on these assumptions your costs would be:

	1 Year	3 Years	5 Years	10 Years
	\$59	\$186	\$324	\$726

Portfolio Turnover

The Fund pays transaction costs, such as commissions, when it buys and sells securities (or “turns over” its portfolio). A higher portfolio turnover rate may indicate higher transaction costs and may result in higher taxes when Fund shares are held in a taxable account. These costs, which are not reflected in annual fund operating expenses or in the example, affect the Fund’s performance. During the most recent fiscal year, the Fund’s portfolio turnover rate was 116% of the average value of its portfolio.

Principal Investment Strategies

The Fund will normally invest at least 90% of its net assets (including investment borrowings) in the securities that comprise the Index. The Fund, using an “indexing” investment approach, attempts to replicate, before fees and expenses, the performance of the Index. The Index is owned and is developed, maintained and sponsored by Nasdaq, Inc. (the “Index

First Trust Large Cap Growth AlphaDEX® Fund (FTC)

Provider”). The Index Provider may, from time to time, exercise reasonable discretion as it deems appropriate in order to maintain Index integrity.

According to the Index Provider, the Index employs the AlphaDEX® security selection methodology to select and weight securities from the Nasdaq US 500 Large Cap Growth™ Index (the “*Base Index*”). The AlphaDEX® security selection methodology aims to select securities that may generate positive alpha, or risk-adjusted returns, relative to traditional indices. Alpha is an indication of how much an investment outperforms or underperforms on a risk-adjusted basis relative to its benchmark. The Base Index is a comprehensive, rules-based index that includes growth securities from the Nasdaq US 500 Large Cap™ Index.

According to the Index Provider, security selection for the Index will be conducted in the following manner:

1. The selection universe for the Index begins with all stocks in the Base Index.
2. The Index Provider then removes any duplicate (multiple share classes) stocks and stocks which do not meet the Index Provider’s liquidity screens.
3. The remaining stocks in the universe are then ranked on both growth and value factors. Each stock is classified as either a value stock or a growth stock, as determined by the Index Provider. A stock classified as a value stock will receive its value rank as its “selection score” and a stock classified as a growth stock will receive its growth rank as its “selection score.”
4. The top 187 stocks based on the selection score determined in step 3 comprise the “selected stocks.” The selected stocks are then split into quintiles based on their selection score, with higher scoring quintiles receiving a greater weight in the Index.

The Index is reconstituted and rebalanced quarterly and the Fund will make corresponding changes to its portfolio shortly after the Index changes are made public. The Index’s quarterly rebalance and reconstitution schedule may cause the Fund to experience a higher rate of portfolio turnover. The Fund will be concentrated in an industry or a group of industries to the extent that the Index is so concentrated. As of October 31, 2024, the Index was composed of 187 securities with a market capitalization range of \$10.18 billion to \$3.43 trillion. The securities of companies represented in the Index generally have market capitalizations that are consistent with the name of the Index. However, the Fund will not sell a security because the security has exceeded or fallen below the current market capitalization range of the Index. As of October 31, 2024, the Fund had significant investments in industrials companies, although this may change from time to time. The Fund’s investments will change as the Index changes and, as a result, the Fund may have significant investments in jurisdictions or investment sectors that it may not have had as of October 31, 2024. To the extent the Fund invests a significant portion of its assets in a given jurisdiction or investment sector, the Fund may be exposed to the risks associated with that jurisdiction or investment sector.

Principal Risks

You could lose money by investing in the Fund. An investment in the Fund is not a deposit of a bank and is not insured or guaranteed by the Federal Deposit Insurance Corporation or any other governmental agency. There can be no assurance that the Fund’s investment objective will be achieved. The order of the below risk factors does not indicate the significance of any particular risk factor.

AUTHORIZED PARTICIPANT CONCENTRATION RISK. Only an authorized participant may engage in creation or redemption transactions directly with the Fund. A limited number of institutions act as authorized participants for the Fund. To the extent that these institutions exit the business or are unable to proceed with creation and/or redemption orders and no other authorized participant steps forward to create or redeem, the Fund’s shares may trade at a premium or discount (the difference between the market price of the Fund’s shares and the Fund’s net asset value) and possibly face delisting and the bid/ask spread (the difference between the price that someone is willing to pay for shares of the Fund at a specific point in time versus the price at which someone is willing to sell) on the Fund’s shares may widen.

CURRENT MARKET CONDITIONS RISK. Current market conditions risk is the risk that a particular investment, or shares of the Fund in general, may fall in value due to current market conditions. As a means to fight inflation, which remains at elevated levels, the Federal Reserve and certain foreign central banks have raised interest rates; however, the Federal Reserve has recently lowered interest rates and may continue to do so. U.S. regulators have proposed several changes to market and issuer regulations which would directly impact the Fund, and any regulatory changes could adversely impact the Fund’s ability to achieve its investment strategies or make certain investments. Recent and potential future bank failures could result in disruption to the broader banking industry or markets generally and reduce confidence in financial institutions and the economy

as a whole, which may also heighten market volatility and reduce liquidity. Additionally, challenges in commercial real estate markets, including rising interest rates, declining valuations and increasing vacancies, could have a broader impact on financial markets. The ongoing adversarial political climate in the United States, as well as political and diplomatic events both domestic and abroad, have and may continue to have an adverse impact the U.S. regulatory landscape, markets and investor behavior, which could have a negative impact on the Fund's investments and operations. The change in administration resulting from the 2024 United States national elections could result in significant impacts to international trade relations, tax and immigration policies, and other aspects of the national and international political and financial landscape, which could affect, among other things, inflation and the securities markets generally. Other unexpected political, regulatory and diplomatic events within the U.S. and abroad may affect investor and consumer confidence and may adversely impact financial markets and the broader economy. For example, ongoing armed conflicts between Russia and Ukraine in Europe and among Israel, Iran, Hamas and other militant groups in the Middle East, have caused and could continue to cause significant market disruptions and volatility within the markets in Russia, Europe, the Middle East and the United States. The hostilities and sanctions resulting from those hostilities have and could continue to have a significant impact on certain Fund investments as well as Fund performance and liquidity. The economies of the United States and its trading partners, as well as the financial markets generally, may be adversely impacted by trade disputes and other matters. For example, the United States has imposed trade barriers and restrictions on China. In addition, the Chinese government is engaged in a longstanding dispute with Taiwan, continually threatening an invasion. If the political climate between the United States and China does not improve or continues to deteriorate, if China were to attempt invading Taiwan, or if other geopolitical conflicts develop or worsen, economies, markets and individual securities may be adversely affected, and the value of the Fund's assets may go down. A public health crisis and the ensuing policies enacted by governments and central banks may cause significant volatility and uncertainty in global financial markets, negatively impacting global growth prospects. As the COVID-19 global pandemic illustrated, such events may affect certain geographic regions, countries, sectors and industries more significantly than others. Advancements in technology may also adversely impact markets and the overall performance of the Fund. For instance, the economy may be significantly impacted by the advanced development and increased regulation of artificial intelligence. Additionally, cyber security breaches of both government and non-government entities could have negative impacts on infrastructure and the ability of such entities, including the Fund, to operate properly. These events, and any other future events, may adversely affect the prices and liquidity of the Fund's portfolio investments and could result in disruptions in the trading markets.

CYBER SECURITY RISK. The Fund is susceptible to operational risks through breaches in cyber security. A breach in cyber security refers to both intentional and unintentional events that may cause the Fund to lose proprietary information, suffer data corruption or lose operational capacity. Such events could cause the Fund to incur regulatory penalties, reputational damage, additional compliance costs associated with corrective measures and/or financial loss. Cyber security breaches may involve unauthorized access to the Fund's digital information systems through "hacking" or malicious software coding but may also result from outside attacks such as denial-of-service attacks through efforts to make network services unavailable to intended users. In addition, cyber security breaches of the issuers of securities in which the Fund invests or the Fund's third-party service providers, such as its administrator, transfer agent, custodian, or sub-advisor, as applicable, can also subject the Fund to many of the same risks associated with direct cyber security breaches. Although the Fund has established risk management systems designed to reduce the risks associated with cyber security, there is no guarantee that such efforts will succeed, especially because the Fund does not directly control the cyber security systems of issuers or third-party service providers.

EQUITY SECURITIES RISK. The value of the Fund's shares will fluctuate with changes in the value of the equity securities in which it invests. Equity securities prices fluctuate for several reasons, including changes in investors' perceptions of the financial condition of an issuer or the general condition of the relevant equity market, such as market volatility, or when political or economic events affecting an issuer occur. Common stock prices may be particularly sensitive to rising interest rates, as the cost of capital rises and borrowing costs increase. Equity securities may decline significantly in price over short or extended periods of time, and such declines may occur in the equity market as a whole, or they may occur in only a particular country, company, industry or sector of the market.

GROWTH STOCKS INVESTMENT RISK. Stocks exhibiting growth characteristics tend to be more volatile than certain other types of stocks and their prices usually fluctuate more dramatically than the overall stock market. A stock with growth characteristics can have sharp price declines due to decreases in current or expected earnings and may lack dividend payments that can help cushion its share price during declining markets.

INDEX CONCENTRATION RISK. The Fund will be concentrated in an industry or a group of industries to the extent that the Index is so concentrated. To the extent that the Fund invests a significant percentage of its assets in a single asset class or the securities of issuers within the same country, state, region, industry or sector, an adverse economic, business or political

development may affect the value of the Fund's investments more than if the Fund were more broadly diversified. A significant exposure makes the Fund more susceptible to any single occurrence and may subject the Fund to greater market risk than a fund that is more broadly diversified. There may be instances in which the Index, for a variety of reasons including changes in the prices of individual securities held by the Fund, has a larger exposure to a small number of stocks or a single stock relative to the rest of the stocks in the Index. Under such circumstances, the Fund will not deviate from the Index except in rare circumstances or in an immaterial way and therefore the Fund's returns would be more greatly influenced by the returns of the stock(s) with the larger exposure.

INDEX OR MODEL CONSTITUENT RISK. The Fund may be a constituent of one or more indices or ETF models. As a result, the Fund may be included in one or more index-tracking exchange-traded funds or mutual funds. Being a component security of such a vehicle could greatly affect the trading activity involving the Fund's shares, the size of the Fund and the market volatility of the Fund. Inclusion in an index could increase demand for the Fund and removal from an index could result in outsized selling activity in a relatively short period of time. As a result, the Fund's net asset value could be negatively impacted and the Fund's market price may be below the Fund's net asset value during certain periods. In addition, index rebalances may potentially result in increased trading activity in the Fund's shares.

INDEX PROVIDER RISK. There is no assurance that the Index Provider, or any agents that act on its behalf, will compile the Index accurately, or that the Index will be determined, maintained, constructed, reconstituted, rebalanced, composed, calculated or disseminated accurately. The Index Provider and its agents do not provide any representation or warranty in relation to the quality, accuracy or completeness of data in the Index, and do not guarantee that the Index will be calculated in accordance with its stated methodology. The Advisor's mandate as described in this prospectus is to manage the Fund consistently with the Index provided by the Index Provider. The Advisor relies upon the Index provider and its agents to accurately compile, maintain, construct, reconstitute, rebalance, compose, calculate and disseminate the Index accurately. Therefore, losses or costs associated with any Index Provider or agent errors generally will be borne by the Fund and its shareholders. To correct any such error, the Index Provider or its agents may carry out an unscheduled rebalance of the Index or other modification of Index constituents or weightings. When the Fund in turn rebalances its portfolio, any transaction costs and market exposure arising from such portfolio rebalancing will be borne by the Fund and its shareholders. Unscheduled rebalances also expose the Fund to additional tracking error risk. Errors in respect of the quality, accuracy and completeness of the data used to compile the Index may occur from time to time and may not be identified and corrected by the Index Provider for a period of time or at all, particularly where the Index is less commonly used as a benchmark by funds or advisors. For example, during a period where the Index contains incorrect constituents, the Fund tracking the Index would have market exposure to such constituents and would be underexposed to the Index's other constituents. Such errors may negatively impact the Fund and its shareholders. The Index Provider and its agents rely on various sources of information to assess the criteria of issuers included in the Index, including information that may be based on assumptions and estimates. Neither the Fund nor the Advisor can offer assurances that the Index's calculation methodology or sources of information will provide an accurate assessment of included issuers. Unusual market conditions or issuer-specific events may cause the Index Provider to postpone a scheduled rebalance, exclude or substitute a security in the Index or undertake other measures which could cause the Index to vary from its normal or expected composition. The postponement of a scheduled rebalance in a time of market volatility could mean that constituents that would otherwise be removed at rebalance due to changes in market capitalizations, issuer credit ratings, or other reasons may remain, causing the performance and constituents of the Index to vary from those expected under normal conditions. Apart from scheduled rebalances, the Index Provider or its agents may carry out additional ad hoc rebalances to the Index due to unusual market conditions or in order, for example, to correct an error in the selection of index constituents.

INDUSTRIALS COMPANIES RISK. Industrials companies convert unfinished goods into finished durables used to manufacture other goods or provide services. Examples of industrials companies include companies involved in the production of electrical equipment and components, industrial products, manufactured housing and telecommunications equipment, as well as defense and aerospace companies. General risks of industrials companies include the general state of the economy, exchange rates, commodity prices, intense competition, consolidation, domestic and international politics, government regulation, import controls, excess capacity, consumer demand and spending trends. In addition, industrials companies may also be significantly affected by overall capital spending levels, economic cycles, rapid technological changes, delays in modernization, labor relations, environmental liabilities, governmental and product liability and e-commerce initiatives.

LARGE CAPITALIZATION COMPANIES RISK. Large capitalization companies may grow at a slower rate and be less able to adapt to changing market conditions than smaller capitalization companies. Thus, the return on investment in securities of

large capitalization companies may be less than the return on investment in securities of small and/or mid capitalization companies. The performance of large capitalization companies also tends to trail the overall market during different market cycles.

MARKET CAPITALIZATION DEVIATION RISK. There can be no assurance that the securities held by the Fund will stay within the Fund's intended market capitalization range. As a result, the Fund may be exposed to additional risk or investors may not be given the opportunity to invest fully in a certain market capitalization range.

MARKET MAKER RISK. The Fund faces numerous market trading risks, including the potential lack of an active market for Fund shares due to a limited number of market makers. Decisions by market makers or authorized participants to reduce their role or step away from these activities in times of market stress could inhibit the effectiveness of the arbitrage process in maintaining the relationship between the underlying values of the Fund's portfolio securities and the Fund's market price. The Fund may rely on a small number of third-party market makers to provide a market for the purchase and sale of shares. Any trading halt or other problem relating to the trading activity of these market makers could result in a dramatic change in the spread between the Fund's net asset value and the price at which the Fund's shares are trading on the Exchange, which could result in a decrease in value of the Fund's shares. This reduced effectiveness could result in Fund shares trading at a discount to net asset value and also in greater than normal intraday bid-ask spreads for Fund shares.

MARKET RISK. Market risk is the risk that a particular investment, or shares of the Fund in general, may fall in value. Securities are subject to market fluctuations caused by real or perceived adverse economic, political, and regulatory factors or market developments, changes in interest rates and perceived trends in securities prices. Shares of the Fund could decline in value or underperform other investments. In addition, local, regional or global events such as war, acts of terrorism, market manipulation, government defaults, government shutdowns, regulatory actions, political changes, diplomatic developments, the imposition of sanctions and other similar measures, spread of infectious diseases or other public health issues, recessions, natural disasters, or other events could have a significant negative impact on the Fund and its investments. Any of such circumstances could have a materially negative impact on the value of the Fund's shares, the liquidity of an investment, and may result in increased market volatility. During any such events, the Fund's shares may trade at increased premiums or discounts to their net asset value, the bid/ask spread on the Fund's shares may widen and the returns on investment may fluctuate.

NON-CORRELATION RISK. The Fund's return may not match the return of the Index for a number of reasons. The Fund incurs operating expenses not applicable to the Index, and may incur costs in buying and selling securities, especially when rebalancing the Fund's portfolio holdings to reflect changes in the composition of the Index. In addition, the Fund's portfolio holdings may not exactly replicate the securities included in the Index or the ratios between the securities included in the Index. Additionally, in order to comply with its investment strategies and policies, the Fund portfolio may deviate from the composition of the Index. Accordingly, the Fund's return may underperform the return of the Index.

OPERATIONAL RISK. The Fund is subject to risks arising from various operational factors, including, but not limited to, human error, processing and communication errors, errors of the Fund's service providers, counterparties or other third-parties, failed or inadequate processes and technology or systems failures. The Fund relies on third-parties for a range of services, including custody. Any delay or failure relating to engaging or maintaining such service providers may affect the Fund's ability to meet its investment objective. Although the Fund and the Fund's investment advisor seek to reduce these operational risks through controls and procedures, there is no way to completely protect against such risks.

PASSIVE INVESTMENT RISK. The Fund is not actively managed. The Fund invests in securities included in or representative of the Index regardless of investment merit. The Fund generally will not attempt to take defensive positions in declining markets. In the event that the Index is no longer calculated, the Index license is terminated or the identity or character of the Index is materially changed, the Fund will seek to engage a replacement index.

PORTFOLIO TURNOVER RISK. High portfolio turnover may result in the Fund paying higher levels of transaction costs and may generate greater tax liabilities for shareholders. Portfolio turnover risk may cause the Fund's performance to be less than expected.

PREMIUM/DISCOUNT RISK. The market price of the Fund's shares will generally fluctuate in accordance with changes in the Fund's net asset value as well as the relative supply of and demand for shares on the Exchange. The Fund's investment advisor cannot predict whether shares will trade below, at or above their net asset value because the shares trade on the Exchange at market prices and not at net asset value. Price differences may be due, in large part, to the fact that supply and demand forces at work in the secondary trading market for shares will be closely related, but not identical, to the same forces influencing

First Trust Large Cap Growth AlphaDEX® Fund (FTC)

the prices of the holdings of the Fund trading individually or in the aggregate at any point in time. However, given that shares can only be purchased and redeemed in Creation Units, and only to and from broker-dealers and large institutional investors that have entered into participation agreements (unlike shares of closed-end funds, which frequently trade at appreciable discounts from, and sometimes at premiums to, their net asset value), the Fund's investment advisor believes that large discounts or premiums to the net asset value of shares should not be sustained. During stressed market conditions, the market for the Fund's shares may become less liquid in response to deteriorating liquidity in the market for the Fund's underlying portfolio holdings, which could in turn lead to differences between the market price of the Fund's shares and their net asset value and the bid/ask spread on the Fund's shares may widen.

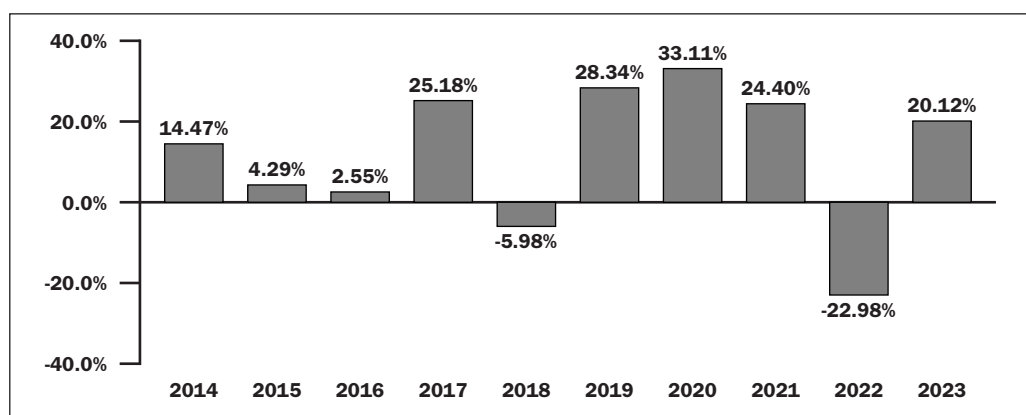
TRADING ISSUES RISK. Trading in Fund shares on the Exchange may be halted due to market conditions or for reasons that, in the view of the Exchange, make trading in shares inadvisable. In addition, trading in Fund shares on the Exchange is subject to trading halts caused by extraordinary market volatility pursuant to the Exchange's "circuit breaker" rules. There can be no assurance that the requirements of the Exchange necessary to maintain the listing of the Fund will continue to be met or will remain unchanged. The Fund may have difficulty maintaining its listing on the Exchange in the event the Fund's assets are small, the Fund does not have enough shareholders, or if the Fund is unable to proceed with creation and/or redemption orders.

Annual Total Return

The bar chart and table below illustrate the annual calendar year returns of the Fund based on net asset value as well as the average annual Fund and Index returns. The bar chart and table provide an indication of the risks of investing in the Fund by showing changes in the Fund's performance from year-to-year and by showing how the Fund's average annual total returns based on net asset value compared to those of the Index, the Base Index, a broad-based market index and a market index. The Fund's performance information is accessible on the Fund's website at <http://www.ftportfolios.com>.

On April 8, 2016, the Fund's underlying index changed from the Defined Large Cap Growth Index to the Nasdaq AlphaDEX Large Cap Growth™ Index. Therefore, the Fund's performance and total returns shown below are not necessarily indicative of the performance that the Fund, based on its current Index, would have generated. Returns for an underlying index are only disclosed for those periods in which the index was in existence for the whole period. Because the Fund's new underlying index had an inception date of January 11, 2016, it was not in existence for any of the periods disclosed. The new Index is substantially similar to the Defined Large Cap Growth Index.

First Trust Large Cap Growth AlphaDEX® Fund Calendar Year Total Returns as of 12/31 ⁽¹⁾



(1) The Fund's calendar year-to-date total return based on net asset value for the period 12/31/23 to 09/30/24 was 20.10%.

During the periods shown in the chart above:

	Return	Period Ended
Best Quarter	28.17%	June 30, 2020
Worst Quarter	-18.53%	December 31, 2018
Year-to-Date	20.10%	September 30, 2024

The Fund's past performance (before and after taxes) is not necessarily an indication of how the Fund will perform in the future.

First Trust Large Cap Growth AlphaDEX® Fund (FTC)

All after-tax returns are calculated using the historical highest individual federal marginal income tax rates and do not reflect the impact of any state or local tax. Returns after taxes on distributions reflect the taxed return on the payment of dividends and capital gains. Returns after taxes on distributions and sale of shares assume you sold your shares at period end, and, therefore, are also adjusted for any capital gains or losses incurred. Returns for an index do not include expenses, which are deducted from Fund returns, or taxes.

Your own actual after-tax returns will depend on your specific tax situation and may differ from what is shown here. After-tax returns are not relevant to investors who hold Fund shares in tax-deferred accounts such as individual retirement accounts (IRAs) or employee-sponsored retirement plans.

Average Annual Total Returns for the Periods Ended December 31, 2023

	1 Year	5 Years	10 Years	Since Inception	Inception Date
Return Before Taxes	20.12%	14.48%	10.98%	8.74%	5/8/2007
Return After Taxes on Distributions	19.77%	14.21%	10.70%	8.48%	
Return After Taxes on Distributions and Sale of Fund Shares	11.89%	11.51%	8.96%	7.27%	
Nasdaq AlphaDEX Large Cap Growth™ Index ⁽¹⁾ (reflects no deduction for fees, expenses or taxes)	20.90%	15.19%	N/A	N/A	
Nasdaq US 500 Large Cap Growth™ Index ⁽¹⁾ (reflects no deduction for fees, expenses or taxes)	31.58%	17.47%	N/A	N/A	
S&P 500® Index (reflects no deduction for fees, expenses or taxes)	26.29%	15.69%	12.03%	9.33%	
S&P 500® Growth Index (reflects no deduction for fees, expenses or taxes)	30.03%	16.23%	13.35%	10.95%	

(1) Performance data is not available for all the periods shown in the table for the index because performance data does not exist for some of the entire periods.

Management

Investment Advisor

First Trust Advisors L.P. ("First Trust" or the "Advisor")

Portfolio Managers

The Fund's portfolio is managed by a team (the "Investment Committee") consisting of:

- Daniel J. Lindquist, Chairman of the Investment Committee and Managing Director of First Trust
- David G. McGarel, Chief Investment Officer, Chief Operating Officer and Managing Director of First Trust
- Jon C. Erickson, Senior Vice President of First Trust
- Roger F. Testin, Senior Vice President of First Trust
- Stan Ueland, Senior Vice President of First Trust
- Chris A. Peterson, Senior Vice President of First Trust
- Erik Russo, Vice President of First Trust

The Investment Committee members are primarily and jointly responsible for the day-to-day management of the Fund. Each Investment Committee member has served as a part of the portfolio management team of the Fund since 2007, except for Chris A. Peterson and Erik Russo who have served as part of the portfolio management team of the Fund since 2016 and 2020, respectively.

Purchase and Sale of Fund Shares

The Fund issues and redeems shares on a continuous basis, at net asset value, only in large blocks of shares called "Creation Units." Individual shares of the Fund may only be purchased and sold on the secondary market through a broker-dealer. Since

First Trust Large Cap Growth AlphaDEX[®] Fund (FTC)

shares of the Fund trade on securities exchanges in the secondary market at their market price rather than their net asset value, the Fund's shares may trade at a price greater than (premium) or less than (discount) the Fund's net asset value. An investor may incur costs attributable to the difference between the highest price a buyer is willing to pay to purchase shares of the Fund (bid) and the lowest price a seller is willing to accept for shares of the Fund (ask) when buying or selling shares in the secondary market (the "*bid-ask spread*"). Recent information, including the Fund's net asset value, market price, premiums and discounts, bid-ask spreads and the median bid-ask spread for the Fund's most recent fiscal year, is available online at <http://www.ftportfolios.com/Retail/etf/home.aspx>.

Tax Information

The Fund's distributions are taxable and will generally be taxed as ordinary income or capital gains. Distributions on shares held in a tax-deferred account, while not immediately taxable, will be subject to tax when the shares are no longer held in a tax-deferred account.

Payments to Broker-Dealers and Other Financial Intermediaries

If you purchase shares of the Fund through a broker-dealer, registered investment adviser, bank or other financial intermediary (collectively, "intermediaries"), First Trust and First Trust Portfolios L.P., the Fund's distributor, may pay the intermediary for the sale of Fund shares and related services. These payments may create a conflict of interest by influencing the broker-dealer or other intermediary and your salesperson to recommend the Fund over another investment. Ask your salesperson or visit your financial intermediary's website for more information.

SUMMARY INFORMATION

First Trust Large Cap Value AlphaDEX® Fund (FTA)

Investment Objective

The First Trust Large Cap Value AlphaDEX® Fund (the “Fund”) seeks investment results that correspond generally to the price and yield (before the Fund’s fees and expenses) of an equity index called the Nasdaq AlphaDEX Large Cap Value™ Index (the “Index”).

Fees and Expenses of the Fund

The following table describes the fees and expenses you may pay if you buy, hold and sell shares of the Fund. **Investors may pay other fees, such as brokerage commissions and other fees to financial intermediaries, which are not reflected in the table and example below.**

Shareholder Fees

(fees paid directly from your investment)

Maximum Sales Charge (Load) Imposed on Purchases (as a percentage of offering price)	None
--------------------------------------------------------------------------------------	------

Annual Fund Operating Expenses

(expenses that you pay each year as a percentage of the value of your investment)

Management Fees	0.50%
Distribution and Service (12b-1) Fees	0.00%
Other Expenses	0.08%
Total Annual Fund Operating Expenses	0.58%
Fee Waiver and Expense Reimbursement ⁽¹⁾	0.00%
Net Annual Fund Operating Expenses	0.58%

⁽¹⁾ First Trust Advisors L.P., the Fund’s investment advisor, has agreed to waive fees and/or reimburse Fund expenses to the extent that the operating expenses of the Fund (excluding interest expense, brokerage commissions and other trading expenses, taxes and extraordinary expenses) exceed 0.70% of its average daily net assets (the “Expense Cap”) at least through November 30, 2025. The agreement may be terminated by the Trust, on behalf of the Fund, at any time and by the Fund’s investment advisor only after November 30, 2025 upon 60 days’ written notice.

Example

The example below is intended to help you compare the cost of investing in the Fund with the cost of investing in other funds.

The example assumes that you invest \$10,000 in the Fund for the time periods indicated and then hold or sell all of your shares at the end of those periods. The example also assumes that your investment has a 5% return each year and that the Fund’s operating expenses remain at current levels. Although your actual costs may be higher or lower, based on these assumptions your costs would be:

1 Year	3 Years	5 Years	10 Years
\$59	\$186	\$324	\$726

Portfolio Turnover

The Fund pays transaction costs, such as commissions, when it buys and sells securities (or “turns over” its portfolio). A higher portfolio turnover rate may indicate higher transaction costs and may result in higher taxes when Fund shares are held in a taxable account. These costs, which are not reflected in annual fund operating expenses or in the example, affect the Fund’s performance. During the most recent fiscal year, the Fund’s portfolio turnover rate was 81% of the average value of its portfolio.

Principal Investment Strategies

The Fund will normally invest at least 90% of its net assets (including investment borrowings) in the securities that comprise the Index. The Fund, using an “indexing” investment approach, attempts to replicate, before fees and expenses, the performance of the Index. The Index is owned and is developed, maintained and sponsored by Nasdaq, Inc. (the “Index

Provider"). The Index Provider may, from time to time, exercise reasonable discretion as it deems appropriate in order to maintain Index integrity.

According to the Index Provider, the Index employs the AlphaDEX® security selection methodology to select and weight securities from the Nasdaq US 500 Large Cap Value™ Index (the "Base Index"). The AlphaDEX® security selection methodology aims to select securities that may generate positive alpha, or risk-adjusted returns, relative to traditional indices. Alpha is an indication of how much an investment outperforms or underperforms on a risk-adjusted basis relative to its benchmark. The Base Index is a comprehensive, rules-based index that includes value securities from the Nasdaq US 500 Large Cap™ Index.

According to the Index Provider, security selection for the Index will be conducted in the following manner:

1. The selection universe for the Index begins with all stocks in the Base Index.
2. The Index Provider then removes any duplicate (multiple share classes) stocks and stocks which do not meet the Index Provider's liquidity screens.
3. The remaining stocks in the universe are then ranked on both growth and value factors. Each stock is classified as either a value stock or a growth stock, as determined by the Index Provider. A stock classified as a value stock will receive its value rank as its "selection score" and a stock classified as a growth stock will receive its growth rank as its "selection score."
4. The top 187 stocks based on the selection score determined in step 3 comprise the "selected stocks." The selected stocks are then split into quintiles based on their selection score, with higher scoring quintiles receiving a greater weight in the Index.

The Index is reconstituted and rebalanced quarterly and the Fund will make corresponding changes to its portfolio shortly after the Index changes are made public. The Index's quarterly rebalance and reconstitution schedule may cause the Fund to experience a higher rate of portfolio turnover. The Fund will be concentrated in an industry or a group of industries to the extent that the Index is so concentrated. As of October 31, 2024, the Index was composed of 187 securities with a market capitalization range of \$10.68 billion to \$518.83 billion. The securities of companies represented in the Index generally have market capitalizations that are consistent with the name of the Index. However, the Fund will not sell a security because the security has exceeded or fallen below the current market capitalization range of the Index. The Fund's investments will change as the Index changes and, as a result, the Fund may have significant investments in jurisdictions or investment sectors from time to time. To the extent the Fund invests a significant portion of its assets in a given jurisdiction or investment sector, the Fund may be exposed to the risks associated with that jurisdiction or investment sector.

Principal Risks

You could lose money by investing in the Fund. An investment in the Fund is not a deposit of a bank and is not insured or guaranteed by the Federal Deposit Insurance Corporation or any other governmental agency. There can be no assurance that the Fund's investment objective will be achieved. The order of the below risk factors does not indicate the significance of any particular risk factor.

AUTHORIZED PARTICIPANT CONCENTRATION RISK. Only an authorized participant may engage in creation or redemption transactions directly with the Fund. A limited number of institutions act as authorized participants for the Fund. To the extent that these institutions exit the business or are unable to proceed with creation and/or redemption orders and no other authorized participant steps forward to create or redeem, the Fund's shares may trade at a premium or discount (the difference between the market price of the Fund's shares and the Fund's net asset value) and possibly face delisting and the bid/ask spread (the difference between the price that someone is willing to pay for shares of the Fund at a specific point in time versus the price at which someone is willing to sell) on the Fund's shares may widen.

CURRENT MARKET CONDITIONS RISK. Current market conditions risk is the risk that a particular investment, or shares of the Fund in general, may fall in value due to current market conditions. As a means to fight inflation, which remains at elevated levels, the Federal Reserve and certain foreign central banks have raised interest rates; however, the Federal Reserve has recently lowered interest rates and may continue to do so. U.S. regulators have proposed several changes to market and issuer regulations which would directly impact the Fund, and any regulatory changes could adversely impact the Fund's ability to achieve its investment strategies or make certain investments. Recent and potential future bank failures could result in disruption to the broader banking industry or markets generally and reduce confidence in financial institutions and the economy as a whole, which may also heighten market volatility and reduce liquidity. Additionally, challenges in commercial real estate markets, including rising interest rates, declining valuations and increasing vacancies, could have a broader impact on financial markets. The ongoing adversarial political climate in the United States, as well as political and diplomatic events both domestic

and abroad, have and may continue to have an adverse impact the U.S. regulatory landscape, markets and investor behavior, which could have a negative impact on the Fund's investments and operations. The change in administration resulting from the 2024 United States national elections could result in significant impacts to international trade relations, tax and immigration policies, and other aspects of the national and international political and financial landscape, which could affect, among other things, inflation and the securities markets generally. Other unexpected political, regulatory and diplomatic events within the U.S. and abroad may affect investor and consumer confidence and may adversely impact financial markets and the broader economy. For example, ongoing armed conflicts between Russia and Ukraine in Europe and among Israel, Iran, Hamas and other militant groups in the Middle East, have caused and could continue to cause significant market disruptions and volatility within the markets in Russia, Europe, the Middle East and the United States. The hostilities and sanctions resulting from those hostilities have and could continue to have a significant impact on certain Fund investments as well as Fund performance and liquidity. The economies of the United States and its trading partners, as well as the financial markets generally, may be adversely impacted by trade disputes and other matters. For example, the United States has imposed trade barriers and restrictions on China. In addition, the Chinese government is engaged in a longstanding dispute with Taiwan, continually threatening an invasion. If the political climate between the United States and China does not improve or continues to deteriorate, if China were to attempt invading Taiwan, or if other geopolitical conflicts develop or worsen, economies, markets and individual securities may be adversely affected, and the value of the Fund's assets may go down. A public health crisis and the ensuing policies enacted by governments and central banks may cause significant volatility and uncertainty in global financial markets, negatively impacting global growth prospects. As the COVID-19 global pandemic illustrated, such events may affect certain geographic regions, countries, sectors and industries more significantly than others. Advancements in technology may also adversely impact markets and the overall performance of the Fund. For instance, the economy may be significantly impacted by the advanced development and increased regulation of artificial intelligence. Additionally, cyber security breaches of both government and non-government entities could have negative impacts on infrastructure and the ability of such entities, including the Fund, to operate properly. These events, and any other future events, may adversely affect the prices and liquidity of the Fund's portfolio investments and could result in disruptions in the trading markets.

CYBER SECURITY RISK. The Fund is susceptible to operational risks through breaches in cyber security. A breach in cyber security refers to both intentional and unintentional events that may cause the Fund to lose proprietary information, suffer data corruption or lose operational capacity. Such events could cause the Fund to incur regulatory penalties, reputational damage, additional compliance costs associated with corrective measures and/or financial loss. Cyber security breaches may involve unauthorized access to the Fund's digital information systems through "hacking" or malicious software coding but may also result from outside attacks such as denial-of-service attacks through efforts to make network services unavailable to intended users. In addition, cyber security breaches of the issuers of securities in which the Fund invests or the Fund's third-party service providers, such as its administrator, transfer agent, custodian, or sub-advisor, as applicable, can also subject the Fund to many of the same risks associated with direct cyber security breaches. Although the Fund has established risk management systems designed to reduce the risks associated with cyber security, there is no guarantee that such efforts will succeed, especially because the Fund does not directly control the cyber security systems of issuers or third-party service providers.

EQUITY SECURITIES RISK. The value of the Fund's shares will fluctuate with changes in the value of the equity securities in which it invests. Equity securities prices fluctuate for several reasons, including changes in investors' perceptions of the financial condition of an issuer or the general condition of the relevant equity market, such as market volatility, or when political or economic events affecting an issuer occur. Common stock prices may be particularly sensitive to rising interest rates, as the cost of capital rises and borrowing costs increase. Equity securities may decline significantly in price over short or extended periods of time, and such declines may occur in the equity market as a whole, or they may occur in only a particular country, company, industry or sector of the market.

INDEX CONCENTRATION RISK. The Fund will be concentrated in an industry or a group of industries to the extent that the Index is so concentrated. To the extent that the Fund invests a significant percentage of its assets in a single asset class or the securities of issuers within the same country, state, region, industry or sector, an adverse economic, business or political development may affect the value of the Fund's investments more than if the Fund were more broadly diversified. A significant exposure makes the Fund more susceptible to any single occurrence and may subject the Fund to greater market risk than a fund that is more broadly diversified. There may be instances in which the Index, for a variety of reasons including changes in the prices of individual securities held by the Fund, has a larger exposure to a small number of stocks or a single stock relative to the rest of the stocks in the Index. Under such circumstances, the Fund will not deviate from the Index except in rare circumstances or in an immaterial way and therefore the Fund's returns would be more greatly influenced by the returns of the stock(s) with the larger exposure.

INDEX OR MODEL CONSTITUENT RISK. The Fund may be a constituent of one or more indices or ETF models. As a result, the Fund may be included in one or more index-tracking exchange-traded funds or mutual funds. Being a component security of such a vehicle could greatly affect the trading activity involving the Fund's shares, the size of the Fund and the market volatility of the Fund. Inclusion in an index could increase demand for the Fund and removal from an index could result in outsized selling activity in a relatively short period of time. As a result, the Fund's net asset value could be negatively impacted and the Fund's market price may be below the Fund's net asset value during certain periods. In addition, index rebalances may potentially result in increased trading activity in the Fund's shares.

INDEX PROVIDER RISK. There is no assurance that the Index Provider, or any agents that act on its behalf, will compile the Index accurately, or that the Index will be determined, maintained, constructed, reconstituted, rebalanced, composed, calculated or disseminated accurately. The Index Provider and its agents do not provide any representation or warranty in relation to the quality, accuracy or completeness of data in the Index, and do not guarantee that the Index will be calculated in accordance with its stated methodology. The Advisor's mandate as described in this prospectus is to manage the Fund consistently with the Index provided by the Index Provider. The Advisor relies upon the Index provider and its agents to accurately compile, maintain, construct, reconstitute, rebalance, compose, calculate and disseminate the Index accurately. Therefore, losses or costs associated with any Index Provider or agent errors generally will be borne by the Fund and its shareholders. To correct any such error, the Index Provider or its agents may carry out an unscheduled rebalance of the Index or other modification of Index constituents or weightings. When the Fund in turn rebalances its portfolio, any transaction costs and market exposure arising from such portfolio rebalancing will be borne by the Fund and its shareholders. Unscheduled rebalances also expose the Fund to additional tracking error risk. Errors in respect of the quality, accuracy and completeness of the data used to compile the Index may occur from time to time and may not be identified and corrected by the Index Provider for a period of time or at all, particularly where the Index is less commonly used as a benchmark by funds or advisors. For example, during a period where the Index contains incorrect constituents, the Fund tracking the Index would have market exposure to such constituents and would be underexposed to the Index's other constituents. Such errors may negatively impact the Fund and its shareholders. The Index Provider and its agents rely on various sources of information to assess the criteria of issuers included in the Index, including information that may be based on assumptions and estimates. Neither the Fund nor the Advisor can offer assurances that the Index's calculation methodology or sources of information will provide an accurate assessment of included issuers. Unusual market conditions or issuer-specific events may cause the Index Provider to postpone a scheduled rebalance, exclude or substitute a security in the Index or undertake other measures which could cause the Index to vary from its normal or expected composition. The postponement of a scheduled rebalance in a time of market volatility could mean that constituents that would otherwise be removed at rebalance due to changes in market capitalizations, issuer credit ratings, or other reasons may remain, causing the performance and constituents of the Index to vary from those expected under normal conditions. Apart from scheduled rebalances, the Index Provider or its agents may carry out additional ad hoc rebalances to the Index due to unusual market conditions or in order, for example, to correct an error in the selection of index constituents.

LARGE CAPITALIZATION COMPANIES RISK. Large capitalization companies may grow at a slower rate and be less able to adapt to changing market conditions than smaller capitalization companies. Thus, the return on investment in securities of large capitalization companies may be less than the return on investment in securities of small and/or mid capitalization companies. The performance of large capitalization companies also tends to trail the overall market during different market cycles.

MARKET CAPITALIZATION DEVIATION RISK. There can be no assurance that the securities held by the Fund will stay within the Fund's intended market capitalization range. As a result, the Fund may be exposed to additional risk or investors may not be given the opportunity to invest fully in a certain market capitalization range.

MARKET MAKER RISK. The Fund faces numerous market trading risks, including the potential lack of an active market for Fund shares due to a limited number of market makers. Decisions by market makers or authorized participants to reduce their role or step away from these activities in times of market stress could inhibit the effectiveness of the arbitrage process in maintaining the relationship between the underlying values of the Fund's portfolio securities and the Fund's market price. The Fund may rely on a small number of third-party market makers to provide a market for the purchase and sale of shares. Any trading halt or other problem relating to the trading activity of these market makers could result in a dramatic change in the spread between the Fund's net asset value and the price at which the Fund's shares are trading on the Exchange, which could result in a decrease in value of the Fund's shares. This reduced effectiveness could result in Fund shares trading at a discount to net asset value and also in greater than normal intraday bid-ask spreads for Fund shares.

MARKET RISK. Market risk is the risk that a particular investment, or shares of the Fund in general, may fall in value. Securities are subject to market fluctuations caused by real or perceived adverse economic, political, and regulatory factors or market developments, changes in interest rates and perceived trends in securities prices. Shares of the Fund could decline in value or underperform other investments. In addition, local, regional or global events such as war, acts of terrorism, market manipulation, government defaults, government shutdowns, regulatory actions, political changes, diplomatic developments, the imposition of sanctions and other similar measures, spread of infectious diseases or other public health issues, recessions, natural disasters, or other events could have a significant negative impact on the Fund and its investments. Any of such circumstances could have a materially negative impact on the value of the Fund's shares, the liquidity of an investment, and may result in increased market volatility. During any such events, the Fund's shares may trade at increased premiums or discounts to their net asset value, the bid/ask spread on the Fund's shares may widen and the returns on investment may fluctuate.

NON-CORRELATION RISK. The Fund's return may not match the return of the Index for a number of reasons. The Fund incurs operating expenses not applicable to the Index, and may incur costs in buying and selling securities, especially when rebalancing the Fund's portfolio holdings to reflect changes in the composition of the Index. In addition, the Fund's portfolio holdings may not exactly replicate the securities included in the Index or the ratios between the securities included in the Index. Additionally, in order to comply with its investment strategies and policies, the Fund portfolio may deviate from the composition of the Index. Accordingly, the Fund's return may underperform the return of the Index.

OPERATIONAL RISK. The Fund is subject to risks arising from various operational factors, including, but not limited to, human error, processing and communication errors, errors of the Fund's service providers, counterparties or other third-parties, failed or inadequate processes and technology or systems failures. The Fund relies on third-parties for a range of services, including custody. Any delay or failure relating to engaging or maintaining such service providers may affect the Fund's ability to meet its investment objective. Although the Fund and the Fund's investment advisor seek to reduce these operational risks through controls and procedures, there is no way to completely protect against such risks.

PASSIVE INVESTMENT RISK. The Fund is not actively managed. The Fund invests in securities included in or representative of the Index regardless of investment merit. The Fund generally will not attempt to take defensive positions in declining markets. In the event that the Index is no longer calculated, the Index license is terminated or the identity or character of the Index is materially changed, the Fund will seek to engage a replacement index.

PORTFOLIO TURNOVER RISK. High portfolio turnover may result in the Fund paying higher levels of transaction costs and may generate greater tax liabilities for shareholders. Portfolio turnover risk may cause the Fund's performance to be less than expected.

PREMIUM/DISCOUNT RISK. The market price of the Fund's shares will generally fluctuate in accordance with changes in the Fund's net asset value as well as the relative supply of and demand for shares on the Exchange. The Fund's investment advisor cannot predict whether shares will trade below, at or above their net asset value because the shares trade on the Exchange at market prices and not at net asset value. Price differences may be due, in large part, to the fact that supply and demand forces at work in the secondary trading market for shares will be closely related, but not identical, to the same forces influencing the prices of the holdings of the Fund trading individually or in the aggregate at any point in time. However, given that shares can only be purchased and redeemed in Creation Units, and only to and from broker-dealers and large institutional investors that have entered into participation agreements (unlike shares of closed-end funds, which frequently trade at appreciable discounts from, and sometimes at premiums to, their net asset value), the Fund's investment advisor believes that large discounts or premiums to the net asset value of shares should not be sustained. During stressed market conditions, the market for the Fund's shares may become less liquid in response to deteriorating liquidity in the market for the Fund's underlying portfolio holdings, which could in turn lead to differences between the market price of the Fund's shares and their net asset value and the bid/ask spread on the Fund's shares may widen.

TRADING ISSUES RISK. Trading in Fund shares on the Exchange may be halted due to market conditions or for reasons that, in the view of the Exchange, make trading in shares inadvisable. In addition, trading in Fund shares on the Exchange is subject to trading halts caused by extraordinary market volatility pursuant to the Exchange's "circuit breaker" rules. There can be no assurance that the requirements of the Exchange necessary to maintain the listing of the Fund will continue to be met or will remain unchanged. The Fund may have difficulty maintaining its listing on the Exchange in the event the Fund's assets are small, the Fund does not have enough shareholders, or if the Fund is unable to proceed with creation and/or redemption orders.

VALUE STOCKS INVESTMENT RISK. The intrinsic value of a stock with value characteristics may not be fully recognized by the market for a long time or a stock judged to be undervalued may actually be appropriately priced at a low level.

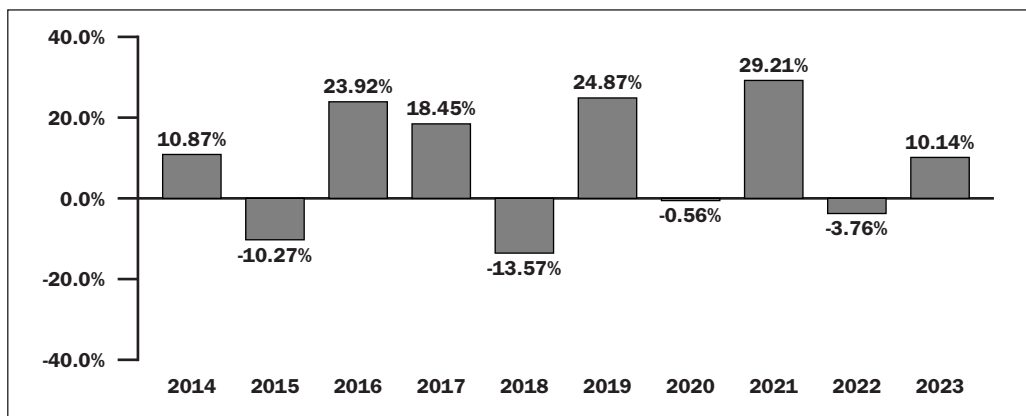
First Trust Large Cap Value AlphaDEX® Fund (FTA)

Annual Total Return

The bar chart and table below illustrate the annual calendar year returns of the Fund based on net asset value as well as the average annual Fund and Index returns. The bar chart and table provide an indication of the risks of investing in the Fund by showing changes in the Fund's performance from year-to-year and by showing how the Fund's average annual total returns based on net asset value compared to those of the Index, the Base Index, a broad-based market index and a market index. The Fund's performance information is accessible on the Fund's website at <http://www.ftportfolios.com>.

On April 8, 2016, the Fund's underlying index changed from the Defined Large Cap Value Index to the Nasdaq AlphaDEX Large Cap Value™ Index. Therefore, the Fund's performance and total returns shown below are not necessarily indicative of the performance that the Fund, based on its current Index, would have generated. Returns for an underlying index are only disclosed for those periods in which the index was in existence for the whole period. Because the Fund's new underlying index had an inception date of January 11, 2016, it was not in existence for any of the periods disclosed. The new Index is substantially similar to the Defined Large Cap Value Index.

First Trust Large Cap Value AlphaDEX® Fund Calendar Year Total Returns as of 12/31 ⁽¹⁾



(1) The Fund's calendar year-to-date total return based on net asset value for the period 12/31/23 to 09/30/24 was 13.21%.

During the periods shown in the chart above:

	Return	Period Ended
Best Quarter	23.83%	June 30, 2020
Worst Quarter	-34.34%	March 31, 2020
Year-to-Date	13.21%	September 30, 2024

The Fund's past performance (before and after taxes) is not necessarily an indication of how the Fund will perform in the future.

All after-tax returns are calculated using the historical highest individual federal marginal income tax rates and do not reflect the impact of any state or local tax. Returns after taxes on distributions reflect the taxed return on the payment of dividends and capital gains. Returns after taxes on distributions and sale of shares assume you sold your shares at period end, and, therefore, are also adjusted for any capital gains or losses incurred. Returns for an index do not include expenses, which are deducted from Fund returns, or taxes.

First Trust Large Cap Value AlphaDEX® Fund (FTA)

Your own actual after-tax returns will depend on your specific tax situation and may differ from what is shown here. After-tax returns are not relevant to investors who hold Fund shares in tax-deferred accounts such as individual retirement accounts (IRAs) or employee-sponsored retirement plans.

Average Annual Total Returns for the Periods Ended December 31, 2023

	1 Year	5 Years	10 Years	Since Inception	Inception Date
Return Before Taxes	10.14%	11.20%	7.94%	7.27%	5/8/2007
Return After Taxes on Distributions	9.16%	10.27%	7.06%	6.48%	
Return After Taxes on Distributions and Sale of Fund Shares	5.97%	8.44%	5.95%	5.59%	
Nasdaq AlphaDEX Large Cap Value™ Index ⁽¹⁾ (reflects no deduction for fees, expenses or taxes)	10.86%	11.91%	N/A	N/A	
Nasdaq US 500 Large Cap Value™ Index ⁽¹⁾ (reflects no deduction for fees, expenses or taxes)	20.36%	13.66%	N/A	N/A	
S&P 500® Index (reflects no deduction for fees, expenses or taxes)	26.29%	15.69%	12.03%	9.33%	
S&P 500® Value Index (reflects no deduction for fees, expenses or taxes)	22.23%	14.11%	10.01%	7.29%	

(1) Performance data is not available for all the periods shown in the table for the index because performance data does not exist for some of the entire periods.

Management

Investment Advisor

First Trust Advisors L.P. (“First Trust” or the “Advisor”)

Portfolio Managers

The Fund’s portfolio is managed by a team (the “Investment Committee”) consisting of:

- Daniel J. Lindquist, Chairman of the Investment Committee and Managing Director of First Trust
- David G. McGarel, Chief Investment Officer, Chief Operating Officer and Managing Director of First Trust
- Jon C. Erickson, Senior Vice President of First Trust
- Roger F. Testin, Senior Vice President of First Trust
- Stan Ueland, Senior Vice President of First Trust
- Chris A. Peterson, Senior Vice President of First Trust
- Erik Russo, Vice President of First Trust

The Investment Committee members are primarily and jointly responsible for the day-to-day management of the Fund. Each Investment Committee member has served as a part of the portfolio management team of the Fund since 2007, except for Chris A. Peterson and Erik Russo who have served as part of the portfolio management team of the Fund since 2016 and 2020, respectively.

Purchase and Sale of Fund Shares

The Fund issues and redeems shares on a continuous basis, at net asset value, only in large blocks of shares called “Creation Units.” Individual shares of the Fund may only be purchased and sold on the secondary market through a broker-dealer. Since shares of the Fund trade on securities exchanges in the secondary market at their market price rather than their net asset value, the Fund’s shares may trade at a price greater than (premium) or less than (discount) the Fund’s net asset value. An investor may incur costs attributable to the difference between the highest price a buyer is willing to pay to purchase shares of the Fund (bid) and the lowest price a seller is willing to accept for shares of the Fund (ask) when buying or selling shares in the secondary market (the “bid-ask spread”). Recent information, including the Fund’s net asset value, market price, premiums

and discounts, bid-ask spreads and the median bid-ask spread for the Fund's most recent fiscal year, is available online at <http://www.ftportfolios.com/Retail/etf/home.aspx>.

Tax Information

The Fund's distributions are taxable and will generally be taxed as ordinary income or capital gains. Distributions on shares held in a tax-deferred account, while not immediately taxable, will be subject to tax when the shares are no longer held in a tax-deferred account.

Payments to Broker-Dealers and Other Financial Intermediaries

If you purchase shares of the Fund through a broker-dealer, registered investment adviser, bank or other financial intermediary (collectively, "intermediaries"), First Trust and First Trust Portfolios L.P., the Fund's distributor, may pay the intermediary for the sale of Fund shares and related services. These payments may create a conflict of interest by influencing the broker-dealer or other intermediary and your salesperson to recommend the Fund over another investment. Ask your salesperson or visit your financial intermediary's website for more information.

SUMMARY INFORMATION

First Trust Mid Cap Core AlphaDEX® Fund (FNX)

Investment Objective

The First Trust Mid Cap Core AlphaDEX® Fund (the “Fund”) seeks investment results that correspond generally to the price and yield (before the Fund’s fees and expenses) of an equity index called the Nasdaq AlphaDEX Mid Cap Core™ Index (the “Index”).

Fees and Expenses of the Fund

The following table describes the fees and expenses you may pay if you buy, hold and sell shares of the Fund. **Investors may pay other fees, such as brokerage commissions and other fees to financial intermediaries, which are not reflected in the table and example below.**

Shareholder Fees

(fees paid directly from your investment)

Maximum Sales Charge (Load) Imposed on Purchases (as a percentage of offering price)	None
--------------------------------------------------------------------------------------	------

Annual Fund Operating Expenses

(expenses that you pay each year as a percentage of the value of your investment)

Management Fees	0.50%
Distribution and Service (12b-1) Fees	0.00%
Other Expenses	0.08%
Total Annual Fund Operating Expenses	0.58%
Fee Waiver and Expense Reimbursement ⁽¹⁾	0.00%
Net Annual Fund Operating Expenses	0.58%

⁽¹⁾ First Trust Advisors L.P., the Fund’s investment advisor, has agreed to waive fees and/or reimburse Fund expenses to the extent that the operating expenses of the Fund (excluding interest expense, brokerage commissions and other trading expenses, taxes and extraordinary expenses) exceed 0.70% of its average daily net assets (the “Expense Cap”) at least through November 30, 2025. The agreement may be terminated by the Trust, on behalf of the Fund, at any time and by the Fund’s investment advisor only after November 30, 2025 upon 60 days’ written notice.

Example

The example below is intended to help you compare the cost of investing in the Fund with the cost of investing in other funds.

The example assumes that you invest \$10,000 in the Fund for the time periods indicated and then hold or sell all of your shares at the end of those periods. The example also assumes that your investment has a 5% return each year and that the Fund’s operating expenses remain at current levels. Although your actual costs may be higher or lower, based on these assumptions your costs would be:

	1 Year	3 Years	5 Years	10 Years
	\$59	\$186	\$324	\$726

Portfolio Turnover

The Fund pays transaction costs, such as commissions, when it buys and sells securities (or “turns over” its portfolio). A higher portfolio turnover rate may indicate higher transaction costs and may result in higher taxes when Fund shares are held in a taxable account. These costs, which are not reflected in annual fund operating expenses or in the example, affect the Fund’s performance. During the most recent fiscal year, the Fund’s portfolio turnover rate was 103% of the average value of its portfolio.

Principal Investment Strategies

The Fund will normally invest at least 90% of its net assets (including investment borrowings) in the securities that comprise the Index. The Fund, using an “indexing” investment approach, attempts to replicate, before fees and expenses, the performance of the Index. The Index is owned and is developed, maintained and sponsored by Nasdaq, Inc. (the “Index”).

Provider"). The Index Provider may, from time to time, exercise reasonable discretion as it deems appropriate in order to maintain Index integrity.

According to the Index Provider, the Index employs the AlphaDEX® security selection methodology to select and weight securities from the Nasdaq US 600 Mid Cap™ Index (the "Base Index"). The AlphaDEX® security selection methodology aims to select securities that may generate positive alpha, or risk-adjusted returns, relative to traditional indices. Alpha is an indication of how much an investment outperforms or underperforms on a risk-adjusted basis relative to its benchmark. The Base Index is a comprehensive, rules-based index designed to measure the performance of the securities that are ranked 501 to 1100 by full company market capitalization from the Nasdaq US Benchmark™ Index.

According to the Index Provider, security selection for the Index will be conducted in the following manner:

1. The selection universe for the Index begins with all stocks in the Base Index.
2. The Index Provider then removes any duplicate (multiple share classes) stocks and stocks which do not meet the Index Provider's liquidity screens.
3. The remaining stocks in the universe are then ranked on both growth and value factors. Each stock is classified as either a value stock or a growth stock, as determined by the Index Provider. A stock classified as a value stock will receive its value rank as its "selection score" and a stock classified as a growth stock will receive its growth rank as its "selection score."
4. The top 450 stocks based on the selection score determined in step 3 comprise the "selected stocks." The selected stocks are then split into quintiles based on their selection score, with higher scoring quintiles receiving a greater weight in the Index.

The Index is reconstituted and rebalanced quarterly and the Fund will make corresponding changes to its portfolio shortly after the Index changes are made public. The Index's quarterly rebalance and reconstitution schedule may cause the Fund to experience a higher rate of portfolio turnover. The Fund will be concentrated in an industry or a group of industries to the extent that the Index is so concentrated. As of October 31, 2024, the Index was composed of 450 securities with a market capitalization range of \$2.11 billion to \$27.07 billion. The securities of companies represented in the Index generally have market capitalizations that are consistent with the name of the Index. However, the Fund will not sell a security because the security has exceeded or fallen below the current market capitalization range of the Index. The Fund's investments will change as the Index changes and, as a result, the Fund may have significant investments in jurisdictions or investment sectors from time to time. To the extent the Fund invests a significant portion of its assets in a given jurisdiction or investment sector, the Fund may be exposed to the risks associated with that jurisdiction or investment sector.

Principal Risks

You could lose money by investing in the Fund. An investment in the Fund is not a deposit of a bank and is not insured or guaranteed by the Federal Deposit Insurance Corporation or any other governmental agency. There can be no assurance that the Fund's investment objective will be achieved. The order of the below risk factors does not indicate the significance of any particular risk factor.

AUTHORIZED PARTICIPANT CONCENTRATION RISK. Only an authorized participant may engage in creation or redemption transactions directly with the Fund. A limited number of institutions act as authorized participants for the Fund. To the extent that these institutions exit the business or are unable to proceed with creation and/or redemption orders and no other authorized participant steps forward to create or redeem, the Fund's shares may trade at a premium or discount (the difference between the market price of the Fund's shares and the Fund's net asset value) and possibly face delisting and the bid/ask spread (the difference between the price that someone is willing to pay for shares of the Fund at a specific point in time versus the price at which someone is willing to sell) on the Fund's shares may widen.

CURRENT MARKET CONDITIONS RISK. Current market conditions risk is the risk that a particular investment, or shares of the Fund in general, may fall in value due to current market conditions. As a means to fight inflation, which remains at elevated levels, the Federal Reserve and certain foreign central banks have raised interest rates; however, the Federal Reserve has recently lowered interest rates and may continue to do so. U.S. regulators have proposed several changes to market and issuer regulations which would directly impact the Fund, and any regulatory changes could adversely impact the Fund's ability to achieve its investment strategies or make certain investments. Recent and potential future bank failures could result in disruption to the broader banking industry or markets generally and reduce confidence in financial institutions and the economy as a whole, which may also heighten market volatility and reduce liquidity. Additionally, challenges in commercial real estate markets, including rising interest rates, declining valuations and increasing vacancies, could have a broader impact on financial

markets. The ongoing adversarial political climate in the United States, as well as political and diplomatic events both domestic and abroad, have and may continue to have an adverse impact the U.S. regulatory landscape, markets and investor behavior, which could have a negative impact on the Fund's investments and operations. The change in administration resulting from the 2024 United States national elections could result in significant impacts to international trade relations, tax and immigration policies, and other aspects of the national and international political and financial landscape, which could affect, among other things, inflation and the securities markets generally. Other unexpected political, regulatory and diplomatic events within the U.S. and abroad may affect investor and consumer confidence and may adversely impact financial markets and the broader economy. For example, ongoing armed conflicts between Russia and Ukraine in Europe and among Israel, Iran, Hamas and other militant groups in the Middle East, have caused and could continue to cause significant market disruptions and volatility within the markets in Russia, Europe, the Middle East and the United States. The hostilities and sanctions resulting from those hostilities have and could continue to have a significant impact on certain Fund investments as well as Fund performance and liquidity. The economies of the United States and its trading partners, as well as the financial markets generally, may be adversely impacted by trade disputes and other matters. For example, the United States has imposed trade barriers and restrictions on China. In addition, the Chinese government is engaged in a longstanding dispute with Taiwan, continually threatening an invasion. If the political climate between the United States and China does not improve or continues to deteriorate, if China were to attempt invading Taiwan, or if other geopolitical conflicts develop or worsen, economies, markets and individual securities may be adversely affected, and the value of the Fund's assets may go down. A public health crisis and the ensuing policies enacted by governments and central banks may cause significant volatility and uncertainty in global financial markets, negatively impacting global growth prospects. As the COVID-19 global pandemic illustrated, such events may affect certain geographic regions, countries, sectors and industries more significantly than others. Advancements in technology may also adversely impact markets and the overall performance of the Fund. For instance, the economy may be significantly impacted by the advanced development and increased regulation of artificial intelligence. Additionally, cyber security breaches of both government and non-government entities could have negative impacts on infrastructure and the ability of such entities, including the Fund, to operate properly. These events, and any other future events, may adversely affect the prices and liquidity of the Fund's portfolio investments and could result in disruptions in the trading markets.

CYBER SECURITY RISK. The Fund is susceptible to operational risks through breaches in cyber security. A breach in cyber security refers to both intentional and unintentional events that may cause the Fund to lose proprietary information, suffer data corruption or lose operational capacity. Such events could cause the Fund to incur regulatory penalties, reputational damage, additional compliance costs associated with corrective measures and/or financial loss. Cyber security breaches may involve unauthorized access to the Fund's digital information systems through "hacking" or malicious software coding but may also result from outside attacks such as denial-of-service attacks through efforts to make network services unavailable to intended users. In addition, cyber security breaches of the issuers of securities in which the Fund invests or the Fund's third-party service providers, such as its administrator, transfer agent, custodian, or sub-advisor, as applicable, can also subject the Fund to many of the same risks associated with direct cyber security breaches. Although the Fund has established risk management systems designed to reduce the risks associated with cyber security, there is no guarantee that such efforts will succeed, especially because the Fund does not directly control the cyber security systems of issuers or third-party service providers.

EQUITY SECURITIES RISK. The value of the Fund's shares will fluctuate with changes in the value of the equity securities in which it invests. Equity securities prices fluctuate for several reasons, including changes in investors' perceptions of the financial condition of an issuer or the general condition of the relevant equity market, such as market volatility, or when political or economic events affecting an issuer occur. Common stock prices may be particularly sensitive to rising interest rates, as the cost of capital rises and borrowing costs increase. Equity securities may decline significantly in price over short or extended periods of time, and such declines may occur in the equity market as a whole, or they may occur in only a particular country, company, industry or sector of the market.

GROWTH STOCKS INVESTMENT RISK. Stocks exhibiting growth characteristics tend to be more volatile than certain other types of stocks and their prices usually fluctuate more dramatically than the overall stock market. A stock with growth characteristics can have sharp price declines due to decreases in current or expected earnings and may lack dividend payments that can help cushion its share price during declining markets.

INDEX CONCENTRATION RISK. The Fund will be concentrated in an industry or a group of industries to the extent that the Index is so concentrated. To the extent that the Fund invests a significant percentage of its assets in a single asset class or the securities of issuers within the same country, state, region, industry or sector, an adverse economic, business or political development may affect the value of the Fund's investments more than if the Fund were more broadly diversified. A significant exposure makes the Fund more susceptible to any single occurrence and may subject the Fund to greater market risk than a

fund that is more broadly diversified. There may be instances in which the Index, for a variety of reasons including changes in the prices of individual securities held by the Fund, has a larger exposure to a small number of stocks or a single stock relative to the rest of the stocks in the Index. Under such circumstances, the Fund will not deviate from the Index except in rare circumstances or in an immaterial way and therefore the Fund's returns would be more greatly influenced by the returns of the stock(s) with the larger exposure.

INDEX OR MODEL CONSTITUENT RISK. The Fund may be a constituent of one or more indices or ETF models. As a result, the Fund may be included in one or more index-tracking exchange-traded funds or mutual funds. Being a component security of such a vehicle could greatly affect the trading activity involving the Fund's shares, the size of the Fund and the market volatility of the Fund. Inclusion in an index could increase demand for the Fund and removal from an index could result in outsized selling activity in a relatively short period of time. As a result, the Fund's net asset value could be negatively impacted and the Fund's market price may be below the Fund's net asset value during certain periods. In addition, index rebalances may potentially result in increased trading activity in the Fund's shares.

INDEX PROVIDER RISK. There is no assurance that the Index Provider, or any agents that act on its behalf, will compile the Index accurately, or that the Index will be determined, maintained, constructed, reconstituted, rebalanced, composed, calculated or disseminated accurately. The Index Provider and its agents do not provide any representation or warranty in relation to the quality, accuracy or completeness of data in the Index, and do not guarantee that the Index will be calculated in accordance with its stated methodology. The Advisor's mandate as described in this prospectus is to manage the Fund consistently with the Index provided by the Index Provider. The Advisor relies upon the Index provider and its agents to accurately compile, maintain, construct, reconstitute, rebalance, compose, calculate and disseminate the Index accurately. Therefore, losses or costs associated with any Index Provider or agent errors generally will be borne by the Fund and its shareholders. To correct any such error, the Index Provider or its agents may carry out an unscheduled rebalance of the Index or other modification of Index constituents or weightings. When the Fund in turn rebalances its portfolio, any transaction costs and market exposure arising from such portfolio rebalancing will be borne by the Fund and its shareholders. Unscheduled rebalances also expose the Fund to additional tracking error risk. Errors in respect of the quality, accuracy and completeness of the data used to compile the Index may occur from time to time and may not be identified and corrected by the Index Provider for a period of time or at all, particularly where the Index is less commonly used as a benchmark by funds or advisors. For example, during a period where the Index contains incorrect constituents, the Fund tracking the Index would have market exposure to such constituents and would be underexposed to the Index's other constituents. Such errors may negatively impact the Fund and its shareholders. The Index Provider and its agents rely on various sources of information to assess the criteria of issuers included in the Index, including information that may be based on assumptions and estimates. Neither the Fund nor the Advisor can offer assurances that the Index's calculation methodology or sources of information will provide an accurate assessment of included issuers. Unusual market conditions or issuer-specific events may cause the Index Provider to postpone a scheduled rebalance, exclude or substitute a security in the Index or undertake other measures which could cause the Index to vary from its normal or expected composition. The postponement of a scheduled rebalance in a time of market volatility could mean that constituents that would otherwise be removed at rebalance due to changes in market capitalizations, issuer credit ratings, or other reasons may remain, causing the performance and constituents of the Index to vary from those expected under normal conditions. Apart from scheduled rebalances, the Index Provider or its agents may carry out additional ad hoc rebalances to the Index due to unusual market conditions or in order, for example, to correct an error in the selection of index constituents.

MARKET CAPITALIZATION DEVIATION RISK. There can be no assurance that the securities held by the Fund will stay within the Fund's intended market capitalization range. As a result, the Fund may be exposed to additional risk or investors may not be given the opportunity to invest fully in a certain market capitalization range.

MARKET MAKER RISK. The Fund faces numerous market trading risks, including the potential lack of an active market for Fund shares due to a limited number of market makers. Decisions by market makers or authorized participants to reduce their role or step away from these activities in times of market stress could inhibit the effectiveness of the arbitrage process in maintaining the relationship between the underlying values of the Fund's portfolio securities and the Fund's market price. The Fund may rely on a small number of third-party market makers to provide a market for the purchase and sale of shares. Any trading halt or other problem relating to the trading activity of these market makers could result in a dramatic change in the spread between the Fund's net asset value and the price at which the Fund's shares are trading on the Exchange, which could result in a decrease in value of the Fund's shares. This reduced effectiveness could result in Fund shares trading at a discount to net asset value and also in greater than normal intraday bid-ask spreads for Fund shares.

MARKET RISK. Market risk is the risk that a particular investment, or shares of the Fund in general, may fall in value. Securities are subject to market fluctuations caused by real or perceived adverse economic, political, and regulatory factors or market developments, changes in interest rates and perceived trends in securities prices. Shares of the Fund could decline in value or underperform other investments. In addition, local, regional or global events such as war, acts of terrorism, market manipulation, government defaults, government shutdowns, regulatory actions, political changes, diplomatic developments, the imposition of sanctions and other similar measures, spread of infectious diseases or other public health issues, recessions, natural disasters, or other events could have a significant negative impact on the Fund and its investments. Any of such circumstances could have a materially negative impact on the value of the Fund's shares, the liquidity of an investment, and may result in increased market volatility. During any such events, the Fund's shares may trade at increased premiums or discounts to their net asset value, the bid/ask spread on the Fund's shares may widen and the returns on investment may fluctuate.

MID CAPITALIZATION COMPANIES RISK. Mid capitalization companies may be more vulnerable to adverse general market or economic developments and thus may experience greater price volatility than more established large capitalization companies. Securities of mid capitalization companies may also be less liquid than securities of large capitalization companies and may have more limited trading volumes. Accordingly, such companies are generally subject to greater market risk than larger, more established companies.

NON-CORRELATION RISK. The Fund's return may not match the return of the Index for a number of reasons. The Fund incurs operating expenses not applicable to the Index, and may incur costs in buying and selling securities, especially when rebalancing the Fund's portfolio holdings to reflect changes in the composition of the Index. In addition, the Fund's portfolio holdings may not exactly replicate the securities included in the Index or the ratios between the securities included in the Index. Additionally, in order to comply with its investment strategies and policies, the Fund portfolio may deviate from the composition of the Index. Accordingly, the Fund's return may underperform the return of the Index.

OPERATIONAL RISK. The Fund is subject to risks arising from various operational factors, including, but not limited to, human error, processing and communication errors, errors of the Fund's service providers, counterparties or other third-parties, failed or inadequate processes and technology or systems failures. The Fund relies on third-parties for a range of services, including custody. Any delay or failure relating to engaging or maintaining such service providers may affect the Fund's ability to meet its investment objective. Although the Fund and the Fund's investment advisor seek to reduce these operational risks through controls and procedures, there is no way to completely protect against such risks.

PASSIVE INVESTMENT RISK. The Fund is not actively managed. The Fund invests in securities included in or representative of the Index regardless of investment merit. The Fund generally will not attempt to take defensive positions in declining markets. In the event that the Index is no longer calculated, the Index license is terminated or the identity or character of the Index is materially changed, the Fund will seek to engage a replacement index.

PORTFOLIO TURNOVER RISK. High portfolio turnover may result in the Fund paying higher levels of transaction costs and may generate greater tax liabilities for shareholders. Portfolio turnover risk may cause the Fund's performance to be less than expected.

PREMIUM/DISCOUNT RISK. The market price of the Fund's shares will generally fluctuate in accordance with changes in the Fund's net asset value as well as the relative supply of and demand for shares on the Exchange. The Fund's investment advisor cannot predict whether shares will trade below, at or above their net asset value because the shares trade on the Exchange at market prices and not at net asset value. Price differences may be due, in large part, to the fact that supply and demand forces at work in the secondary trading market for shares will be closely related, but not identical, to the same forces influencing the prices of the holdings of the Fund trading individually or in the aggregate at any point in time. However, given that shares can only be purchased and redeemed in Creation Units, and only to and from broker-dealers and large institutional investors that have entered into participation agreements (unlike shares of closed-end funds, which frequently trade at appreciable discounts from, and sometimes at premiums to, their net asset value), the Fund's investment advisor believes that large discounts or premiums to the net asset value of shares should not be sustained. During stressed market conditions, the market for the Fund's shares may become less liquid in response to deteriorating liquidity in the market for the Fund's underlying portfolio holdings, which could in turn lead to differences between the market price of the Fund's shares and their net asset value and the bid/ask spread on the Fund's shares may widen.

TRADING ISSUES RISK. Trading in Fund shares on the Exchange may be halted due to market conditions or for reasons that, in the view of the Exchange, make trading in shares inadvisable. In addition, trading in Fund shares on the Exchange is subject to trading halts caused by extraordinary market volatility pursuant to the Exchange's "circuit breaker" rules. There can be no

First Trust Mid Cap Core AlphaDEX® Fund (FNX)

assurance that the requirements of the Exchange necessary to maintain the listing of the Fund will continue to be met or will remain unchanged. The Fund may have difficulty maintaining its listing on the Exchange in the event the Fund's assets are small, the Fund does not have enough shareholders, or if the Fund is unable to proceed with creation and/or redemption orders.

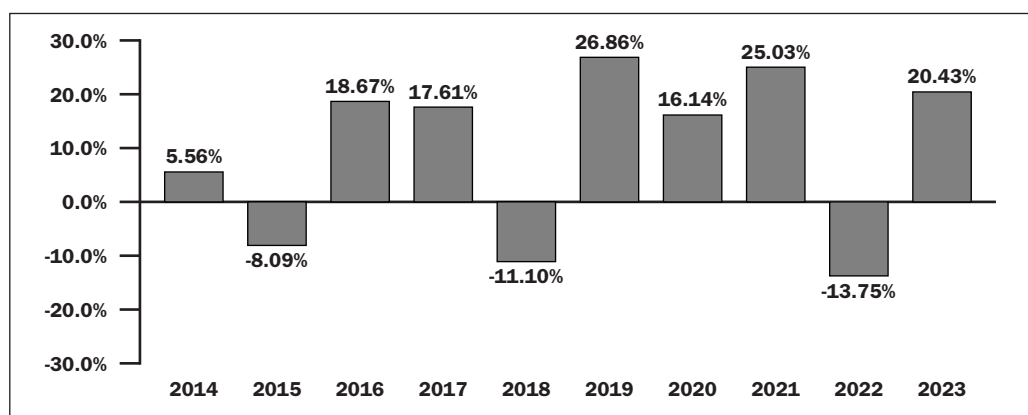
VALUE STOCKS INVESTMENT RISK. The intrinsic value of a stock with value characteristics may not be fully recognized by the market for a long time or a stock judged to be undervalued may actually be appropriately priced at a low level.

Annual Total Return

The bar chart and table below illustrate the annual calendar year returns of the Fund based on net asset value as well as the average annual Fund and Index returns. The bar chart and table provide an indication of the risks of investing in the Fund by showing changes in the Fund's performance from year-to-year and by showing how the Fund's average annual total returns based on net asset value compared to those of the Index, the Base Index, a broad based market index and a market index. The Fund's performance information is accessible on the Fund's website at <http://www.ftportfolios.com>.

On April 8, 2016, the Fund's underlying index changed from the Defined Mid Cap Core Index to the Nasdaq AlphaDEX Mid Cap Core™ Index. Therefore, the Fund's performance and total returns shown below are not necessarily indicative of the performance that the Fund, based on its current Index, would have generated. Returns for an underlying index are only disclosed for those periods in which the index was in existence for the whole period. Because the Fund's new underlying index had an inception date of January 11, 2016, it was not in existence for any of the periods disclosed. The new Index is substantially similar to the Defined Mid Cap Core Index.

First Trust Mid Cap Core AlphaDEX® Fund Calendar Year Total Returns as of 12/31 ⁽¹⁾



(1) The Fund's calendar year-to-date total return based on net asset value for the period 12/31/23 to 09/30/24 was 13.09%.

During the periods shown in the chart above:

	Return	Period Ended
Best Quarter	29.56%	June 30, 2020
Worst Quarter	-33.06%	March 31, 2020
Year-to-Date	13.09%	September 30, 2024

The Fund's past performance (before and after taxes) is not necessarily an indication of how the Fund will perform in the future.

All after-tax returns are calculated using the historical highest individual federal marginal income tax rates and do not reflect the impact of any state or local tax. Returns after taxes on distributions reflect the taxed return on the payment of dividends and capital gains. Returns after taxes on distributions and sale of shares assume you sold your shares at period end, and, therefore, are also adjusted for any capital gains or losses incurred. Returns for an index do not include expenses, which are deducted from Fund returns, or taxes.

Your own actual after-tax returns will depend on your specific tax situation and may differ from what is shown here. After-tax returns are not relevant to investors who hold Fund shares in tax-deferred accounts such as individual retirement accounts (IRAs) or employee-sponsored retirement plans.

First Trust Mid Cap Core AlphaDEX[®] Fund (FNX)

Average Annual Total Returns for the Periods Ended December 31, 2023

	1 Year	5 Years	10 Years	Since Inception	Inception Date
Return Before Taxes	20.43%	13.86%	8.70%	8.77%	5/8/2007
Return After Taxes on Distributions	19.84%	13.31%	8.22%	8.37%	
Return After Taxes on Distributions and Sale of Fund Shares	12.06%	10.84%	6.84%	7.21%	
Nasdaq AlphaDEX Mid Cap Core [™] Index ⁽¹⁾ (reflects no deduction for fees, expenses or taxes)	21.22%	14.60%	N/A	N/A	
Nasdaq US 600 Mid Cap [™] Index ⁽¹⁾ (reflects no deduction for fees, expenses or taxes)	19.07%	11.81%	N/A	N/A	
S&P MidCap 400 [®] Index (reflects no deduction for fees, expenses or taxes)	16.44%	12.62%	9.27%	8.74%	
Russell 3000 [®] Index (reflects no deduction for fees, expenses or taxes)	25.96%	15.16%	11.48%	9.15%	

(1) Performance data is not available for all the periods shown in the table for the index because performance data does not exist for some of the entire periods.

Management

Investment Advisor

First Trust Advisors L.P. (“First Trust” or the “Advisor”)

Portfolio Managers

The Fund’s portfolio is managed by a team (the “Investment Committee”) consisting of:

- Daniel J. Lindquist, Chairman of the Investment Committee and Managing Director of First Trust
- David G. McGarel, Chief Investment Officer, Chief Operating Officer and Managing Director of First Trust
- Jon C. Erickson, Senior Vice President of First Trust
- Roger F. Testin, Senior Vice President of First Trust
- Stan Ueland, Senior Vice President of First Trust
- Chris A. Peterson, Senior Vice President of First Trust
- Erik Russo, Vice President of First Trust

The Investment Committee members are primarily and jointly responsible for the day-to-day management of the Fund. Each Investment Committee member has served as a part of the portfolio management team of the Fund since 2007, except for Chris A. Peterson and Erik Russo who have served as part of the portfolio management team of the Fund since 2016 and 2020, respectively.

Purchase and Sale of Fund Shares

The Fund issues and redeems shares on a continuous basis, at net asset value, only in large blocks of shares called “Creation Units.” Individual shares of the Fund may only be purchased and sold on the secondary market through a broker-dealer. Since shares of the Fund trade on securities exchanges in the secondary market at their market price rather than their net asset value, the Fund’s shares may trade at a price greater than (premium) or less than (discount) the Fund’s net asset value. An investor may incur costs attributable to the difference between the highest price a buyer is willing to pay to purchase shares of the Fund (bid) and the lowest price a seller is willing to accept for shares of the Fund (ask) when buying or selling shares in the secondary market (the “bid-ask spread”). Recent information, including the Fund’s net asset value, market price, premiums and discounts, bid-ask spreads and the median bid-ask spread for the Fund’s most recent fiscal year, is available online at <http://www.ftportfolios.com/Retail/etf/home.aspx>.

Tax Information

The Fund's distributions are taxable and will generally be taxed as ordinary income or capital gains. Distributions on shares held in a tax-deferred account, while not immediately taxable, will be subject to tax when the shares are no longer held in a tax-deferred account.

Payments to Broker-Dealers and Other Financial Intermediaries

If you purchase shares of the Fund through a broker-dealer, registered investment adviser, bank or other financial intermediary (collectively, "intermediaries"), First Trust and First Trust Portfolios L.P., the Fund's distributor, may pay the intermediary for the sale of Fund shares and related services. These payments may create a conflict of interest by influencing the broker-dealer or other intermediary and your salesperson to recommend the Fund over another investment. Ask your salesperson or visit your financial intermediary's website for more information.

SUMMARY INFORMATION

First Trust Mid Cap Growth AlphaDEX® Fund (FNY)

Investment Objective

The First Trust Mid Cap Growth AlphaDEX® Fund (the “Fund”) seeks investment results that correspond generally to the price and yield (before the Fund’s fees and expenses) of an equity index called the Nasdaq AlphaDEX Mid Cap Growth™ Index (the “Index”).

Fees and Expenses of the Fund

The following table describes the fees and expenses you may pay if you buy, hold and sell shares of the Fund. **Investors may pay other fees, such as brokerage commissions and other fees to financial intermediaries, which are not reflected in the table and example below.**

Shareholder Fees

(fees paid directly from your investment)

Maximum Sales Charge (Load) Imposed on Purchases (as a percentage of offering price)	None
--------------------------------------------------------------------------------------	------

Annual Fund Operating Expenses

(expenses that you pay each year as a percentage of the value of your investment)

Management Fees	0.70%
Distribution and Service (12b-1) Fees	0.00%
Other Expenses	0.00%
Total Annual Fund Operating Expenses	0.70%

Example

The example below is intended to help you compare the cost of investing in the Fund with the cost of investing in other funds.

The example assumes that you invest \$10,000 in the Fund for the time periods indicated and then hold or sell all of your shares at the end of those periods. The example also assumes that your investment has a 5% return each year and that the Fund’s operating expenses remain at current levels. Although your actual costs may be higher or lower, based on these assumptions your costs would be:

1 Year	3 Years	5 Years	10 Years
\$72	\$224	\$390	\$871

Portfolio Turnover

The Fund pays transaction costs, such as commissions, when it buys and sells securities (or “turns over” its portfolio). A higher portfolio turnover rate may indicate higher transaction costs and may result in higher taxes when Fund shares are held in a taxable account. These costs, which are not reflected in annual fund operating expenses or in the example, affect the Fund’s performance. During the most recent fiscal year, the Fund’s portfolio turnover rate was 134% of the average value of its portfolio.

Principal Investment Strategies

The Fund will normally invest at least 90% of its net assets (including investment borrowings) in the securities that comprise the Index. The Fund, using an “indexing” investment approach, attempts to replicate, before fees and expenses, the performance of the Index. The Index is owned and is developed, maintained and sponsored by Nasdaq, Inc. (the “Index Provider”). The Index Provider may, from time to time, exercise reasonable discretion as it deems appropriate in order to maintain Index integrity.

According to the Index Provider, the Index employs the AlphaDEX® security selection methodology to select and weight securities from the Nasdaq US 600 Mid Cap Growth™ Index (the “Base Index”). The AlphaDEX® security selection methodology aims to select securities that may generate positive alpha, or risk-adjusted returns, relative to traditional indices. Alpha is an indication of how much an investment outperforms or underperforms on a risk-adjusted basis relative to its benchmark. The Base Index is a comprehensive, rules-based index that includes growth securities from the Nasdaq US 600 Mid Cap™ Index.

According to the Index Provider, security selection for the Index will be conducted in the following manner:

1. The selection universe for the Index begins with all stocks in the Base Index.
2. The Index Provider then removes any duplicate (multiple share classes) stocks and stocks which do not meet the Index Provider's liquidity screens.
3. The remaining stocks in the universe are then ranked on both growth and value factors. Each stock is classified as either a value stock or a growth stock, as determined by the Index Provider. A stock classified as a value stock will receive its value rank as its "selection score" and a stock classified as a growth stock will receive its growth rank as its "selection score."
4. The top 225 stocks based on the selection score determined in step 3 comprise the "selected stocks." The selected stocks are then split into quintiles based on their selection score, with higher scoring quintiles receiving a greater weight in the Index.

The Index is reconstituted and rebalanced quarterly and the Fund will make corresponding changes to its portfolio shortly after the Index changes are made public. The Index's quarterly rebalance and reconstitution schedule may cause the Fund to experience a higher rate of portfolio turnover. The Fund will be concentrated in an industry or a group of industries to the extent that the Index is so concentrated. As of October 31, 2024, the Index was composed of 225 securities with a market capitalization range of \$2.69 billion to \$27.07 billion. The securities of companies represented in the Index generally have market capitalizations that are consistent with the name of the Index. However, the Fund will not sell a security because the security has exceeded or fallen below the current market capitalization range of the Index. As of October 31, 2024, the Fund had significant investments in industrial companies, although this may change from time to time. The Fund's investments will change as the Index changes and, as a result, the Fund may have significant investments in jurisdictions or investment sectors that it may not have had as of October 31, 2024. To the extent the Fund invests a significant portion of its assets in a given jurisdiction or investment sector, the Fund may be exposed to the risks associated with that jurisdiction or investment sector.

Principal Risks

You could lose money by investing in the Fund. An investment in the Fund is not a deposit of a bank and is not insured or guaranteed by the Federal Deposit Insurance Corporation or any other governmental agency. There can be no assurance that the Fund's investment objective will be achieved. The order of the below risk factors does not indicate the significance of any particular risk factor.

AUTHORIZED PARTICIPANT CONCENTRATION RISK. Only an authorized participant may engage in creation or redemption transactions directly with the Fund. A limited number of institutions act as authorized participants for the Fund. To the extent that these institutions exit the business or are unable to proceed with creation and/or redemption orders and no other authorized participant steps forward to create or redeem, the Fund's shares may trade at a premium or discount (the difference between the market price of the Fund's shares and the Fund's net asset value) and possibly face delisting and the bid/ask spread (the difference between the price that someone is willing to pay for shares of the Fund at a specific point in time versus the price at which someone is willing to sell) on the Fund's shares may widen.

CURRENT MARKET CONDITIONS RISK. Current market conditions risk is the risk that a particular investment, or shares of the Fund in general, may fall in value due to current market conditions. As a means to fight inflation, which remains at elevated levels, the Federal Reserve and certain foreign central banks have raised interest rates; however, the Federal Reserve has recently lowered interest rates and may continue to do so. U.S. regulators have proposed several changes to market and issuer regulations which would directly impact the Fund, and any regulatory changes could adversely impact the Fund's ability to achieve its investment strategies or make certain investments. Recent and potential future bank failures could result in disruption to the broader banking industry or markets generally and reduce confidence in financial institutions and the economy as a whole, which may also heighten market volatility and reduce liquidity. Additionally, challenges in commercial real estate markets, including rising interest rates, declining valuations and increasing vacancies, could have a broader impact on financial markets. The ongoing adversarial political climate in the United States, as well as political and diplomatic events both domestic and abroad, have and may continue to have an adverse impact the U.S. regulatory landscape, markets and investor behavior, which could have a negative impact on the Fund's investments and operations. The change in administration resulting from the 2024 United States national elections could result in significant impacts to international trade relations, tax and immigration policies, and other aspects of the national and international political and financial landscape, which could affect, among other things, inflation and the securities markets generally. Other unexpected political, regulatory and diplomatic events within the U.S. and abroad may affect investor and consumer confidence and may adversely impact financial markets and the broader economy. For example, ongoing armed conflicts between Russia and Ukraine in Europe and among Israel, Iran, Hamas and other militant groups in the Middle East, have caused and could continue to cause significant market disruptions and volatility

within the markets in Russia, Europe, the Middle East and the United States. The hostilities and sanctions resulting from those hostilities have and could continue to have a significant impact on certain Fund investments as well as Fund performance and liquidity. The economies of the United States and its trading partners, as well as the financial markets generally, may be adversely impacted by trade disputes and other matters. For example, the United States has imposed trade barriers and restrictions on China. In addition, the Chinese government is engaged in a longstanding dispute with Taiwan, continually threatening an invasion. If the political climate between the United States and China does not improve or continues to deteriorate, if China were to attempt invading Taiwan, or if other geopolitical conflicts develop or worsen, economies, markets and individual securities may be adversely affected, and the value of the Fund's assets may go down. A public health crisis and the ensuing policies enacted by governments and central banks may cause significant volatility and uncertainty in global financial markets, negatively impacting global growth prospects. As the COVID-19 global pandemic illustrated, such events may affect certain geographic regions, countries, sectors and industries more significantly than others. Advancements in technology may also adversely impact markets and the overall performance of the Fund. For instance, the economy may be significantly impacted by the advanced development and increased regulation of artificial intelligence. Additionally, cyber security breaches of both government and non-government entities could have negative impacts on infrastructure and the ability of such entities, including the Fund, to operate properly. These events, and any other future events, may adversely affect the prices and liquidity of the Fund's portfolio investments and could result in disruptions in the trading markets.

CYBER SECURITY RISK. The Fund is susceptible to operational risks through breaches in cyber security. A breach in cyber security refers to both intentional and unintentional events that may cause the Fund to lose proprietary information, suffer data corruption or lose operational capacity. Such events could cause the Fund to incur regulatory penalties, reputational damage, additional compliance costs associated with corrective measures and/or financial loss. Cyber security breaches may involve unauthorized access to the Fund's digital information systems through "hacking" or malicious software coding but may also result from outside attacks such as denial-of-service attacks through efforts to make network services unavailable to intended users. In addition, cyber security breaches of the issuers of securities in which the Fund invests or the Fund's third-party service providers, such as its administrator, transfer agent, custodian, or sub-advisor, as applicable, can also subject the Fund to many of the same risks associated with direct cyber security breaches. Although the Fund has established risk management systems designed to reduce the risks associated with cyber security, there is no guarantee that such efforts will succeed, especially because the Fund does not directly control the cyber security systems of issuers or third-party service providers.

EQUITY SECURITIES RISK. The value of the Fund's shares will fluctuate with changes in the value of the equity securities in which it invests. Equity securities prices fluctuate for several reasons, including changes in investors' perceptions of the financial condition of an issuer or the general condition of the relevant equity market, such as market volatility, or when political or economic events affecting an issuer occur. Common stock prices may be particularly sensitive to rising interest rates, as the cost of capital rises and borrowing costs increase. Equity securities may decline significantly in price over short or extended periods of time, and such declines may occur in the equity market as a whole, or they may occur in only a particular country, company, industry or sector of the market.

GROWTH STOCKS INVESTMENT RISK. Stocks exhibiting growth characteristics tend to be more volatile than certain other types of stocks and their prices usually fluctuate more dramatically than the overall stock market. A stock with growth characteristics can have sharp price declines due to decreases in current or expected earnings and may lack dividend payments that can help cushion its share price during declining markets.

INDEX CONCENTRATION RISK. The Fund will be concentrated in an industry or a group of industries to the extent that the Index is so concentrated. To the extent that the Fund invests a significant percentage of its assets in a single asset class or the securities of issuers within the same country, state, region, industry or sector, an adverse economic, business or political development may affect the value of the Fund's investments more than if the Fund were more broadly diversified. A significant exposure makes the Fund more susceptible to any single occurrence and may subject the Fund to greater market risk than a fund that is more broadly diversified. There may be instances in which the Index, for a variety of reasons including changes in the prices of individual securities held by the Fund, has a larger exposure to a small number of stocks or a single stock relative to the rest of the stocks in the Index. Under such circumstances, the Fund will not deviate from the Index except in rare circumstances or in an immaterial way and therefore the Fund's returns would be more greatly influenced by the returns of the stock(s) with the larger exposure.

INDEX OR MODEL CONSTITUENT RISK. The Fund may be a constituent of one or more indices or ETF models. As a result, the Fund may be included in one or more index-tracking exchange-traded funds or mutual funds. Being a component security of such a vehicle could greatly affect the trading activity involving the Fund's shares, the size of the Fund and the market volatility

of the Fund. Inclusion in an index could increase demand for the Fund and removal from an index could result in outsized selling activity in a relatively short period of time. As a result, the Fund's net asset value could be negatively impacted and the Fund's market price may be below the Fund's net asset value during certain periods. In addition, index rebalances may potentially result in increased trading activity in the Fund's shares.

INDEX PROVIDER RISK. There is no assurance that the Index Provider, or any agents that act on its behalf, will compile the Index accurately, or that the Index will be determined, maintained, constructed, reconstituted, rebalanced, composed, calculated or disseminated accurately. The Index Provider and its agents do not provide any representation or warranty in relation to the quality, accuracy or completeness of data in the Index, and do not guarantee that the Index will be calculated in accordance with its stated methodology. The Advisor's mandate as described in this prospectus is to manage the Fund consistently with the Index provided by the Index Provider. The Advisor relies upon the Index provider and its agents to accurately compile, maintain, construct, reconstitute, rebalance, compose, calculate and disseminate the Index accurately. Therefore, losses or costs associated with any Index Provider or agent errors generally will be borne by the Fund and its shareholders. To correct any such error, the Index Provider or its agents may carry out an unscheduled rebalance of the Index or other modification of Index constituents or weightings. When the Fund in turn rebalances its portfolio, any transaction costs and market exposure arising from such portfolio rebalancing will be borne by the Fund and its shareholders. Unscheduled rebalances also expose the Fund to additional tracking error risk. Errors in respect of the quality, accuracy and completeness of the data used to compile the Index may occur from time to time and may not be identified and corrected by the Index Provider for a period of time or at all, particularly where the Index is less commonly used as a benchmark by funds or advisors. For example, during a period where the Index contains incorrect constituents, the Fund tracking the Index would have market exposure to such constituents and would be underexposed to the Index's other constituents. Such errors may negatively impact the Fund and its shareholders. The Index Provider and its agents rely on various sources of information to assess the criteria of issuers included in the Index, including information that may be based on assumptions and estimates. Neither the Fund nor the Advisor can offer assurances that the Index's calculation methodology or sources of information will provide an accurate assessment of included issuers. Unusual market conditions or issuer-specific events may cause the Index Provider to postpone a scheduled rebalance, exclude or substitute a security in the Index or undertake other measures which could cause the Index to vary from its normal or expected composition. The postponement of a scheduled rebalance in a time of market volatility could mean that constituents that would otherwise be removed at rebalance due to changes in market capitalizations, issuer credit ratings, or other reasons may remain, causing the performance and constituents of the Index to vary from those expected under normal conditions. Apart from scheduled rebalances, the Index Provider or its agents may carry out additional ad hoc rebalances to the Index due to unusual market conditions or in order, for example, to correct an error in the selection of index constituents.

INDUSTRIALS COMPANIES RISK. Industrials companies convert unfinished goods into finished durables used to manufacture other goods or provide services. Examples of industrials companies include companies involved in the production of electrical equipment and components, industrial products, manufactured housing and telecommunications equipment, as well as defense and aerospace companies. General risks of industrials companies include the general state of the economy, exchange rates, commodity prices, intense competition, consolidation, domestic and international politics, government regulation, import controls, excess capacity, consumer demand and spending trends. In addition, industrials companies may also be significantly affected by overall capital spending levels, economic cycles, rapid technological changes, delays in modernization, labor relations, environmental liabilities, governmental and product liability and e-commerce initiatives.

MARKET CAPITALIZATION DEVIATION RISK. There can be no assurance that the securities held by the Fund will stay within the Fund's intended market capitalization range. As a result, the Fund may be exposed to additional risk or investors may not be given the opportunity to invest fully in a certain market capitalization range.

MARKET MAKER RISK. The Fund faces numerous market trading risks, including the potential lack of an active market for Fund shares due to a limited number of market makers. Decisions by market makers or authorized participants to reduce their role or step away from these activities in times of market stress could inhibit the effectiveness of the arbitrage process in maintaining the relationship between the underlying values of the Fund's portfolio securities and the Fund's market price. The Fund may rely on a small number of third-party market makers to provide a market for the purchase and sale of shares. Any trading halt or other problem relating to the trading activity of these market makers could result in a dramatic change in the spread between the Fund's net asset value and the price at which the Fund's shares are trading on the Exchange, which could result in a decrease in value of the Fund's shares. This reduced effectiveness could result in Fund shares trading at a discount to net asset value and also in greater than normal intraday bid-ask spreads for Fund shares.

MARKET RISK. Market risk is the risk that a particular investment, or shares of the Fund in general, may fall in value. Securities are subject to market fluctuations caused by real or perceived adverse economic, political, and regulatory factors or market developments, changes in interest rates and perceived trends in securities prices. Shares of the Fund could decline in value or underperform other investments. In addition, local, regional or global events such as war, acts of terrorism, market manipulation, government defaults, government shutdowns, regulatory actions, political changes, diplomatic developments, the imposition of sanctions and other similar measures, spread of infectious diseases or other public health issues, recessions, natural disasters, or other events could have a significant negative impact on the Fund and its investments. Any of such circumstances could have a materially negative impact on the value of the Fund's shares, the liquidity of an investment, and may result in increased market volatility. During any such events, the Fund's shares may trade at increased premiums or discounts to their net asset value, the bid/ask spread on the Fund's shares may widen and the returns on investment may fluctuate.

MID CAPITALIZATION COMPANIES RISK. Mid capitalization companies may be more vulnerable to adverse general market or economic developments and thus may experience greater price volatility than more established large capitalization companies. Securities of mid capitalization companies may also be less liquid than securities of large capitalization companies and may have more limited trading volumes. Accordingly, such companies are generally subject to greater market risk than larger, more established companies.

NON-CORRELATION RISK. The Fund's return may not match the return of the Index for a number of reasons. The Fund incurs operating expenses not applicable to the Index, and may incur costs in buying and selling securities, especially when rebalancing the Fund's portfolio holdings to reflect changes in the composition of the Index. In addition, the Fund's portfolio holdings may not exactly replicate the securities included in the Index or the ratios between the securities included in the Index. Additionally, in order to comply with its investment strategies and policies, the Fund portfolio may deviate from the composition of the Index. Accordingly, the Fund's return may underperform the return of the Index.

OPERATIONAL RISK. The Fund is subject to risks arising from various operational factors, including, but not limited to, human error, processing and communication errors, errors of the Fund's service providers, counterparties or other third-parties, failed or inadequate processes and technology or systems failures. The Fund relies on third-parties for a range of services, including custody. Any delay or failure relating to engaging or maintaining such service providers may affect the Fund's ability to meet its investment objective. Although the Fund and the Fund's investment advisor seek to reduce these operational risks through controls and procedures, there is no way to completely protect against such risks.

PASSIVE INVESTMENT RISK. The Fund is not actively managed. The Fund invests in securities included in or representative of the Index regardless of investment merit. The Fund generally will not attempt to take defensive positions in declining markets. In the event that the Index is no longer calculated, the Index license is terminated or the identity or character of the Index is materially changed, the Fund will seek to engage a replacement index.

PORTFOLIO TURNOVER RISK. High portfolio turnover may result in the Fund paying higher levels of transaction costs and may generate greater tax liabilities for shareholders. Portfolio turnover risk may cause the Fund's performance to be less than expected.

PREMIUM/DISCOUNT RISK. The market price of the Fund's shares will generally fluctuate in accordance with changes in the Fund's net asset value as well as the relative supply of and demand for shares on the Exchange. The Fund's investment advisor cannot predict whether shares will trade below, at or above their net asset value because the shares trade on the Exchange at market prices and not at net asset value. Price differences may be due, in large part, to the fact that supply and demand forces at work in the secondary trading market for shares will be closely related, but not identical, to the same forces influencing the prices of the holdings of the Fund trading individually or in the aggregate at any point in time. However, given that shares can only be purchased and redeemed in Creation Units, and only to and from broker-dealers and large institutional investors that have entered into participation agreements (unlike shares of closed-end funds, which frequently trade at appreciable discounts from, and sometimes at premiums to, their net asset value), the Fund's investment advisor believes that large discounts or premiums to the net asset value of shares should not be sustained. During stressed market conditions, the market for the Fund's shares may become less liquid in response to deteriorating liquidity in the market for the Fund's underlying portfolio holdings, which could in turn lead to differences between the market price of the Fund's shares and their net asset value and the bid/ask spread on the Fund's shares may widen.

TRADING ISSUES RISK. Trading in Fund shares on the Exchange may be halted due to market conditions or for reasons that, in the view of the Exchange, make trading in shares inadvisable. In addition, trading in Fund shares on the Exchange is subject to trading halts caused by extraordinary market volatility pursuant to the Exchange's "circuit breaker" rules. There can be no

First Trust Mid Cap Growth AlphaDEX® Fund (FNY)

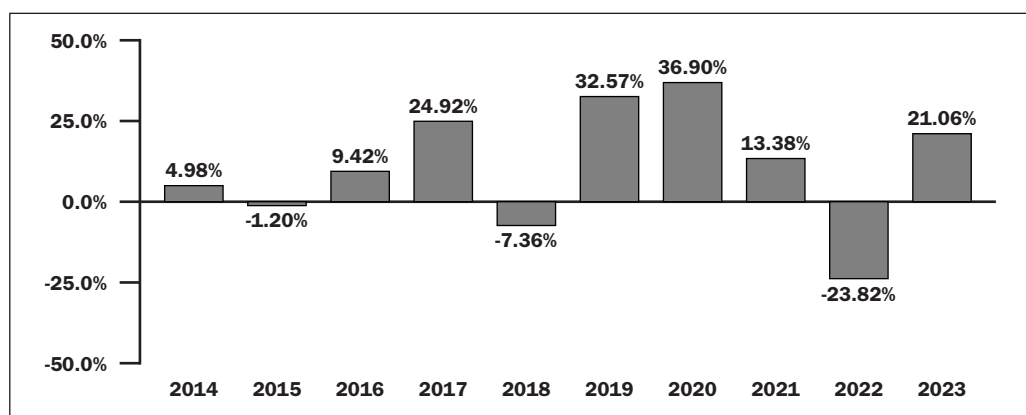
assurance that the requirements of the Exchange necessary to maintain the listing of the Fund will continue to be met or will remain unchanged. The Fund may have difficulty maintaining its listing on the Exchange in the event the Fund's assets are small, the Fund does not have enough shareholders, or if the Fund is unable to proceed with creation and/or redemption orders.

Annual Total Return

The bar chart and table below illustrate the annual calendar year returns of the Fund based on net asset value as well as the average annual Fund and Index returns. The bar chart and table provide an indication of the risks of investing in the Fund by showing changes in the Fund's performance from year-to-year and by showing how the Fund's average annual total returns based on net asset value compared to those of the Index, the Base Index, a broad-based market index and a market index. The Fund's performance information is accessible on the Fund's website at <http://www.ftportfolios.com>.

On April 8, 2016, the Fund's underlying index changed from the Defined Mid Cap Growth Index to the Nasdaq AlphaDEX Mid Cap Growth™ Index. Therefore, the Fund's performance and total returns shown below are not necessarily indicative of the performance that the Fund, based on its current Index, would have generated. Returns for an underlying index are only disclosed for those periods in which the index was in existence for the whole period. Because the Fund's new underlying index had an inception date of January 11, 2016, it was not in existence for any of the periods disclosed. The new Index is substantially similar to the Defined Mid Cap Growth Index.

First Trust Mid Cap Growth AlphaDEX® Fund Calendar Year Total Returns as of 12/31 ⁽¹⁾



(1) The Fund's calendar year-to-date total return based on net asset value for the period 12/31/23 to 09/30/24 was 17.44%.

During the periods shown in the chart above:

	Return	Period Ended
Best Quarter	29.17%	June 30, 2020
Worst Quarter	-22.72%	March 31, 2020
Year-to-Date	17.44%	September 30, 2024

The Fund's past performance (before and after taxes) is not necessarily an indication of how the Fund will perform in the future.

All after-tax returns are calculated using the historical highest individual federal marginal income tax rates and do not reflect the impact of any state or local tax. Returns after taxes on distributions reflect the taxed return on the payment of dividends and capital gains. Returns after taxes on distributions and sale of shares assume you sold your shares at period end, and, therefore, are also adjusted for any capital gains or losses incurred. Returns for an index do not include expenses, which are deducted from Fund returns, or taxes.

First Trust Mid Cap Growth AlphaDEX® Fund (FNY)

Your own actual after-tax returns will depend on your specific tax situation and may differ from what is shown here. After-tax returns are not relevant to investors who hold Fund shares in tax-deferred accounts such as individual retirement accounts (IRAs) or employee-sponsored retirement plans.

Average Annual Total Returns for the Periods Ended December 31, 2023

	1 Year	5 Years	10 Years	Since Inception	Inception Date
Return Before Taxes	21.06%	13.67%	9.56%	10.35%	4/19/2011
Return After Taxes on Distributions	20.93%	13.57%	9.44%	10.23%	
Return After Taxes on Distributions and Sale of Fund Shares	12.46%	10.93%	7.81%	8.66%	
Nasdaq AlphaDEX Mid Cap Growth™ Index ⁽¹⁾ (reflects no deduction for fees, expenses or taxes)	21.93%	14.52%	N/A	N/A	
Nasdaq US 600 Mid Cap Growth™ Index ⁽¹⁾ (reflects no deduction for fees, expenses or taxes)	20.09%	11.04%	N/A	N/A	
S&P MidCap 400® Growth Index (reflects no deduction for fees, expenses or taxes)	17.49%	11.91%	9.04%	10.08%	
Russell 3000® Index (reflects no deduction for fees, expenses or taxes)	25.96%	15.16%	11.48%	12.41%	

(1) Performance data is not available for all the periods shown in the table for the index because performance data does not exist for some of the entire periods.

Management

Investment Advisor

First Trust Advisors L.P. ("First Trust" or the "Advisor")

Portfolio Managers

The Fund's portfolio is managed by a team (the "Investment Committee") consisting of:

- Daniel J. Lindquist, Chairman of the Investment Committee and Managing Director of First Trust
- David G. McGarel, Chief Investment Officer, Chief Operating Officer and Managing Director of First Trust
- Jon C. Erickson, Senior Vice President of First Trust
- Roger F. Testin, Senior Vice President of First Trust
- Stan Ueland, Senior Vice President of First Trust
- Chris A. Peterson, Senior Vice President of First Trust
- Erik Russo, Vice President of First Trust

The Investment Committee members are primarily and jointly responsible for the day-to-day management of the Fund. Each Investment Committee member has served as a part of the portfolio management team of the Fund since 2007, except for Chris A. Peterson and Erik Russo who have served as part of the portfolio management team of the Fund since 2016 and 2020, respectively.

Purchase and Sale of Fund Shares

The Fund issues and redeems shares on a continuous basis, at net asset value, only in large blocks of shares called "Creation Units." Individual shares of the Fund may only be purchased and sold on the secondary market through a broker-dealer. Since shares of the Fund trade on securities exchanges in the secondary market at their market price rather than their net asset value, the Fund's shares may trade at a price greater than (premium) or less than (discount) the Fund's net asset value. An investor may incur costs attributable to the difference between the highest price a buyer is willing to pay to purchase shares of the Fund (bid) and the lowest price a seller is willing to accept for shares of the Fund (ask) when buying or selling shares in the secondary market (the "bid-ask spread"). Recent information, including the Fund's net asset value, market price, premiums

and discounts, bid-ask spreads and the median bid-ask spread for the Fund's most recent fiscal year, is available online at <http://www.ftportfolios.com/Retail/etf/home.aspx>.

Tax Information

The Fund's distributions are taxable and will generally be taxed as ordinary income or capital gains. Distributions on shares held in a tax-deferred account, while not immediately taxable, will be subject to tax when the shares are no longer held in a tax-deferred account.

Payments to Broker-Dealers and Other Financial Intermediaries

If you purchase shares of the Fund through a broker-dealer, registered investment adviser, bank or other financial intermediary (collectively, "intermediaries"), First Trust and First Trust Portfolios L.P., the Fund's distributor, may pay the intermediary for the sale of Fund shares and related services. These payments may create a conflict of interest by influencing the broker-dealer or other intermediary and your salesperson to recommend the Fund over another investment. Ask your salesperson or visit your financial intermediary's website for more information.

SUMMARY INFORMATION

First Trust Mid Cap Value AlphaDEX® Fund (FNK)

Investment Objective

The First Trust Mid Cap Value AlphaDEX® Fund (the “Fund”) seeks investment results that correspond generally to the price and yield (before the Fund’s fees and expenses) of an equity index called the Nasdaq AlphaDEX Mid Cap Value™ Index (the “Index”).

Fees and Expenses of the Fund

The following table describes the fees and expenses you may pay if you buy, hold and sell shares of the Fund. **Investors may pay other fees, such as brokerage commissions and other fees to financial intermediaries, which are not reflected in the table and example below.**

Shareholder Fees

(fees paid directly from your investment)

Maximum Sales Charge (Load) Imposed on Purchases (as a percentage of offering price)	None
--------------------------------------------------------------------------------------	------

Annual Fund Operating Expenses

(expenses that you pay each year as a percentage of the value of your investment)

Management Fees	0.70%
Distribution and Service (12b-1) Fees	0.00%
Other Expenses	0.00%
Total Annual Fund Operating Expenses	0.70%

Example

The example below is intended to help you compare the cost of investing in the Fund with the cost of investing in other funds.

The example assumes that you invest \$10,000 in the Fund for the time periods indicated and then hold or sell all of your shares at the end of those periods. The example also assumes that your investment has a 5% return each year and that the Fund’s operating expenses remain at current levels. Although your actual costs may be higher or lower, based on these assumptions your costs would be:

1 Year	3 Years	5 Years	10 Years
\$72	\$224	\$390	\$871

Portfolio Turnover

The Fund pays transaction costs, such as commissions, when it buys and sells securities (or “turns over” its portfolio). A higher portfolio turnover rate may indicate higher transaction costs and may result in higher taxes when Fund shares are held in a taxable account. These costs, which are not reflected in annual fund operating expenses or in the example, affect the Fund’s performance. During the most recent fiscal year, the Fund’s portfolio turnover rate was 98% of the average value of its portfolio.

Principal Investment Strategies

The Fund will normally invest at least 90% of its net assets (including investment borrowings) in the securities that comprise the Index. The Fund, using an “indexing” investment approach, attempts to replicate, before fees and expenses, the performance of the Index. The Index is owned and is developed, maintained and sponsored by Nasdaq, Inc. (the “Index Provider”). The Index Provider may, from time to time, exercise reasonable discretion as it deems appropriate in order to maintain Index integrity.

According to the Index Provider, the Index employs the AlphaDEX® security selection methodology to select and weight securities from the Nasdaq US 600 Mid Cap Value™ Index (the “Base Index”). The AlphaDEX® security selection methodology aims to select securities that may generate positive alpha, or risk-adjusted returns, relative to traditional indices. Alpha is an indication of how much an investment outperforms or underperforms on a risk-adjusted basis relative to its benchmark. The Base Index is a comprehensive, rules-based index that includes value securities from the Nasdaq US 600 Mid Cap™ Index.

First Trust Mid Cap Value AlphaDEX® Fund (FNK)

According to the Index Provider, security selection for the Index will be conducted in the following manner:

1. The selection universe for the Index begins with all stocks in the Base Index.
2. The Index Provider then removes any duplicate (multiple share classes) stocks and stocks which do not meet the Index Provider's liquidity screens.
3. The remaining stocks in the universe are then ranked on both growth and value factors. Each stock is classified as either a value stock or a growth stock, as determined by the Index Provider. A stock classified as a value stock will receive its value rank as its "selection score" and a stock classified as a growth stock will receive its growth rank as its "selection score."
4. The top 225 stocks based on the selection score determined in step 3 comprise the "selected stocks." The selected stocks are then split into quintiles based on their selection score, with higher scoring quintiles receiving a greater weight in the Index.

The Index is reconstituted and rebalanced quarterly and the Fund will make corresponding changes to its portfolio shortly after the Index changes are made public. The Index's quarterly rebalance and reconstitution schedule may cause the Fund to experience a higher rate of portfolio turnover. The Fund will be concentrated in an industry or a group of industries to the extent that the Index is so concentrated. As of October 31, 2024, the Index was composed of 225 securities with a market capitalization range of \$2.11 billion to \$19.57 billion. The securities of companies represented in the Index generally have market capitalizations that are consistent with the name of the Index. However, the Fund will not sell a security because the security has exceeded or fallen below the current market capitalization range of the Index. As of October 31, 2024, the Fund had significant investments in financial companies, although this may change from time to time. The Fund's investments will change as the Index changes and, as a result, the Fund may have significant investments in jurisdictions or investment sectors that it may not have had as of October 31, 2024. To the extent the Fund invests a significant portion of its assets in a given jurisdiction or investment sector, the Fund may be exposed to the risks associated with that jurisdiction or investment sector.

Principal Risks

You could lose money by investing in the Fund. An investment in the Fund is not a deposit of a bank and is not insured or guaranteed by the Federal Deposit Insurance Corporation or any other governmental agency. There can be no assurance that the Fund's investment objective will be achieved. The order of the below risk factors does not indicate the significance of any particular risk factor.

AUTHORIZED PARTICIPANT CONCENTRATION RISK. Only an authorized participant may engage in creation or redemption transactions directly with the Fund. A limited number of institutions act as authorized participants for the Fund. To the extent that these institutions exit the business or are unable to proceed with creation and/or redemption orders and no other authorized participant steps forward to create or redeem, the Fund's shares may trade at a premium or discount (the difference between the market price of the Fund's shares and the Fund's net asset value) and possibly face delisting and the bid/ask spread (the difference between the price that someone is willing to pay for shares of the Fund at a specific point in time versus the price at which someone is willing to sell) on the Fund's shares may widen.

CURRENT MARKET CONDITIONS RISK. Current market conditions risk is the risk that a particular investment, or shares of the Fund in general, may fall in value due to current market conditions. As a means to fight inflation, which remains at elevated levels, the Federal Reserve and certain foreign central banks have raised interest rates; however, the Federal Reserve has recently lowered interest rates and may continue to do so. U.S. regulators have proposed several changes to market and issuer regulations which would directly impact the Fund, and any regulatory changes could adversely impact the Fund's ability to achieve its investment strategies or make certain investments. Recent and potential future bank failures could result in disruption to the broader banking industry or markets generally and reduce confidence in financial institutions and the economy as a whole, which may also heighten market volatility and reduce liquidity. Additionally, challenges in commercial real estate markets, including rising interest rates, declining valuations and increasing vacancies, could have a broader impact on financial markets. The ongoing adversarial political climate in the United States, as well as political and diplomatic events both domestic and abroad, have and may continue to have an adverse impact the U.S. regulatory landscape, markets and investor behavior, which could have a negative impact on the Fund's investments and operations. The change in administration resulting from the 2024 United States national elections could result in significant impacts to international trade relations, tax and immigration policies, and other aspects of the national and international political and financial landscape, which could affect, among other things, inflation and the securities markets generally. Other unexpected political, regulatory and diplomatic events within the U.S. and abroad may affect investor and consumer confidence and may adversely impact financial markets and the broader economy. For example, ongoing armed conflicts between Russia and Ukraine in Europe and among Israel, Iran, Hamas and other militant groups in the Middle East, have caused and could continue to cause significant market disruptions and volatility

within the markets in Russia, Europe, the Middle East and the United States. The hostilities and sanctions resulting from those hostilities have and could continue to have a significant impact on certain Fund investments as well as Fund performance and liquidity. The economies of the United States and its trading partners, as well as the financial markets generally, may be adversely impacted by trade disputes and other matters. For example, the United States has imposed trade barriers and restrictions on China. In addition, the Chinese government is engaged in a longstanding dispute with Taiwan, continually threatening an invasion. If the political climate between the United States and China does not improve or continues to deteriorate, if China were to attempt invading Taiwan, or if other geopolitical conflicts develop or worsen, economies, markets and individual securities may be adversely affected, and the value of the Fund's assets may go down. A public health crisis and the ensuing policies enacted by governments and central banks may cause significant volatility and uncertainty in global financial markets, negatively impacting global growth prospects. As the COVID-19 global pandemic illustrated, such events may affect certain geographic regions, countries, sectors and industries more significantly than others. Advancements in technology may also adversely impact markets and the overall performance of the Fund. For instance, the economy may be significantly impacted by the advanced development and increased regulation of artificial intelligence. Additionally, cyber security breaches of both government and non-government entities could have negative impacts on infrastructure and the ability of such entities, including the Fund, to operate properly. These events, and any other future events, may adversely affect the prices and liquidity of the Fund's portfolio investments and could result in disruptions in the trading markets.

CYBER SECURITY RISK. The Fund is susceptible to operational risks through breaches in cyber security. A breach in cyber security refers to both intentional and unintentional events that may cause the Fund to lose proprietary information, suffer data corruption or lose operational capacity. Such events could cause the Fund to incur regulatory penalties, reputational damage, additional compliance costs associated with corrective measures and/or financial loss. Cyber security breaches may involve unauthorized access to the Fund's digital information systems through "hacking" or malicious software coding but may also result from outside attacks such as denial-of-service attacks through efforts to make network services unavailable to intended users. In addition, cyber security breaches of the issuers of securities in which the Fund invests or the Fund's third-party service providers, such as its administrator, transfer agent, custodian, or sub-advisor, as applicable, can also subject the Fund to many of the same risks associated with direct cyber security breaches. Although the Fund has established risk management systems designed to reduce the risks associated with cyber security, there is no guarantee that such efforts will succeed, especially because the Fund does not directly control the cyber security systems of issuers or third-party service providers.

EQUITY SECURITIES RISK. The value of the Fund's shares will fluctuate with changes in the value of the equity securities in which it invests. Equity securities prices fluctuate for several reasons, including changes in investors' perceptions of the financial condition of an issuer or the general condition of the relevant equity market, such as market volatility, or when political or economic events affecting an issuer occur. Common stock prices may be particularly sensitive to rising interest rates, as the cost of capital rises and borrowing costs increase. Equity securities may decline significantly in price over short or extended periods of time, and such declines may occur in the equity market as a whole, or they may occur in only a particular country, company, industry or sector of the market.

FINANCIAL COMPANIES RISK. Financial companies, such as retail and commercial banks, insurance companies and financial services companies, are especially subject to the adverse effects of economic recession, currency exchange rates, extensive government regulation, decreases in the availability of capital, volatile interest rates, portfolio concentrations in geographic markets, industries or products (such as commercial and residential real estate loans), competition from new entrants and blurred distinctions in their fields of business.

INDEX CONCENTRATION RISK. The Fund will be concentrated in an industry or a group of industries to the extent that the Index is so concentrated. To the extent that the Fund invests a significant percentage of its assets in a single asset class or the securities of issuers within the same country, state, region, industry or sector, an adverse economic, business or political development may affect the value of the Fund's investments more than if the Fund were more broadly diversified. A significant exposure makes the Fund more susceptible to any single occurrence and may subject the Fund to greater market risk than a fund that is more broadly diversified. There may be instances in which the Index, for a variety of reasons including changes in the prices of individual securities held by the Fund, has a larger exposure to a small number of stocks or a single stock relative to the rest of the stocks in the Index. Under such circumstances, the Fund will not deviate from the Index except in rare circumstances or in an immaterial way and therefore the Fund's returns would be more greatly influenced by the returns of the stock(s) with the larger exposure.

INDEX OR MODEL CONSTITUENT RISK. The Fund may be a constituent of one or more indices or ETF models. As a result, the Fund may be included in one or more index-tracking exchange-traded funds or mutual funds. Being a component security

of such a vehicle could greatly affect the trading activity involving the Fund's shares, the size of the Fund and the market volatility of the Fund. Inclusion in an index could increase demand for the Fund and removal from an index could result in outsized selling activity in a relatively short period of time. As a result, the Fund's net asset value could be negatively impacted and the Fund's market price may be below the Fund's net asset value during certain periods. In addition, index rebalances may potentially result in increased trading activity in the Fund's shares.

INDEX PROVIDER RISK. There is no assurance that the Index Provider, or any agents that act on its behalf, will compile the Index accurately, or that the Index will be determined, maintained, constructed, reconstituted, rebalanced, composed, calculated or disseminated accurately. The Index Provider and its agents do not provide any representation or warranty in relation to the quality, accuracy or completeness of data in the Index, and do not guarantee that the Index will be calculated in accordance with its stated methodology. The Advisor's mandate as described in this prospectus is to manage the Fund consistently with the Index provided by the Index Provider. The Advisor relies upon the Index provider and its agents to accurately compile, maintain, construct, reconstitute, rebalance, compose, calculate and disseminate the Index accurately. Therefore, losses or costs associated with any Index Provider or agent errors generally will be borne by the Fund and its shareholders. To correct any such error, the Index Provider or its agents may carry out an unscheduled rebalance of the Index or other modification of Index constituents or weightings. When the Fund in turn rebalances its portfolio, any transaction costs and market exposure arising from such portfolio rebalancing will be borne by the Fund and its shareholders. Unscheduled rebalances also expose the Fund to additional tracking error risk. Errors in respect of the quality, accuracy and completeness of the data used to compile the Index may occur from time to time and may not be identified and corrected by the Index Provider for a period of time or at all, particularly where the Index is less commonly used as a benchmark by funds or advisors. For example, during a period where the Index contains incorrect constituents, the Fund tracking the Index would have market exposure to such constituents and would be underexposed to the Index's other constituents. Such errors may negatively impact the Fund and its shareholders. The Index Provider and its agents rely on various sources of information to assess the criteria of issuers included in the Index, including information that may be based on assumptions and estimates. Neither the Fund nor the Advisor can offer assurances that the Index's calculation methodology or sources of information will provide an accurate assessment of included issuers. Unusual market conditions or issuer-specific events may cause the Index Provider to postpone a scheduled rebalance, exclude or substitute a security in the Index or undertake other measures which could cause the Index to vary from its normal or expected composition. The postponement of a scheduled rebalance in a time of market volatility could mean that constituents that would otherwise be removed at rebalance due to changes in market capitalizations, issuer credit ratings, or other reasons may remain, causing the performance and constituents of the Index to vary from those expected under normal conditions. Apart from scheduled rebalances, the Index Provider or its agents may carry out additional ad hoc rebalances to the Index due to unusual market conditions or in order, for example, to correct an error in the selection of index constituents.

MARKET CAPITALIZATION DEVIATION RISK. There can be no assurance that the securities held by the Fund will stay within the Fund's intended market capitalization range. As a result, the Fund may be exposed to additional risk or investors may not be given the opportunity to invest fully in a certain market capitalization range.

MARKET MAKER RISK. The Fund faces numerous market trading risks, including the potential lack of an active market for Fund shares due to a limited number of market makers. Decisions by market makers or authorized participants to reduce their role or step away from these activities in times of market stress could inhibit the effectiveness of the arbitrage process in maintaining the relationship between the underlying values of the Fund's portfolio securities and the Fund's market price. The Fund may rely on a small number of third-party market makers to provide a market for the purchase and sale of shares. Any trading halt or other problem relating to the trading activity of these market makers could result in a dramatic change in the spread between the Fund's net asset value and the price at which the Fund's shares are trading on the Exchange, which could result in a decrease in value of the Fund's shares. This reduced effectiveness could result in Fund shares trading at a discount to net asset value and also in greater than normal intraday bid-ask spreads for Fund shares.

MARKET RISK. Market risk is the risk that a particular investment, or shares of the Fund in general, may fall in value. Securities are subject to market fluctuations caused by real or perceived adverse economic, political, and regulatory factors or market developments, changes in interest rates and perceived trends in securities prices. Shares of the Fund could decline in value or underperform other investments. In addition, local, regional or global events such as war, acts of terrorism, market manipulation, government defaults, government shutdowns, regulatory actions, political changes, diplomatic developments, the imposition of sanctions and other similar measures, spread of infectious diseases or other public health issues, recessions, natural disasters, or other events could have a significant negative impact on the Fund and its investments. Any of such circumstances could have a materially negative impact on the value of the Fund's shares, the liquidity of an investment, and

may result in increased market volatility. During any such events, the Fund's shares may trade at increased premiums or discounts to their net asset value, the bid/ask spread on the Fund's shares may widen and the returns on investment may fluctuate.

MID CAPITALIZATION COMPANIES RISK. Mid capitalization companies may be more vulnerable to adverse general market or economic developments and thus may experience greater price volatility than more established large capitalization companies. Securities of mid capitalization companies may also be less liquid than securities of large capitalization companies and may have more limited trading volumes. Accordingly, such companies are generally subject to greater market risk than larger, more established companies.

NON-CORRELATION RISK. The Fund's return may not match the return of the Index for a number of reasons. The Fund incurs operating expenses not applicable to the Index, and may incur costs in buying and selling securities, especially when rebalancing the Fund's portfolio holdings to reflect changes in the composition of the Index. In addition, the Fund's portfolio holdings may not exactly replicate the securities included in the Index or the ratios between the securities included in the Index. Additionally, in order to comply with its investment strategies and policies, the Fund portfolio may deviate from the composition of the Index. Accordingly, the Fund's return may underperform the return of the Index.

OPERATIONAL RISK. The Fund is subject to risks arising from various operational factors, including, but not limited to, human error, processing and communication errors, errors of the Fund's service providers, counterparties or other third-parties, failed or inadequate processes and technology or systems failures. The Fund relies on third-parties for a range of services, including custody. Any delay or failure relating to engaging or maintaining such service providers may affect the Fund's ability to meet its investment objective. Although the Fund and the Fund's investment advisor seek to reduce these operational risks through controls and procedures, there is no way to completely protect against such risks.

PASSIVE INVESTMENT RISK. The Fund is not actively managed. The Fund invests in securities included in or representative of the Index regardless of investment merit. The Fund generally will not attempt to take defensive positions in declining markets. In the event that the Index is no longer calculated, the Index license is terminated or the identity or character of the Index is materially changed, the Fund will seek to engage a replacement index.

PREMIUM/DISCOUNT RISK. The market price of the Fund's shares will generally fluctuate in accordance with changes in the Fund's net asset value as well as the relative supply of and demand for shares on the Exchange. The Fund's investment advisor cannot predict whether shares will trade below, at or above their net asset value because the shares trade on the Exchange at market prices and not at net asset value. Price differences may be due, in large part, to the fact that supply and demand forces at work in the secondary trading market for shares will be closely related, but not identical, to the same forces influencing the prices of the holdings of the Fund trading individually or in the aggregate at any point in time. However, given that shares can only be purchased and redeemed in Creation Units, and only to and from broker-dealers and large institutional investors that have entered into participation agreements (unlike shares of closed-end funds, which frequently trade at appreciable discounts from, and sometimes at premiums to, their net asset value), the Fund's investment advisor believes that large discounts or premiums to the net asset value of shares should not be sustained. During stressed market conditions, the market for the Fund's shares may become less liquid in response to deteriorating liquidity in the market for the Fund's underlying portfolio holdings, which could in turn lead to differences between the market price of the Fund's shares and their net asset value and the bid/ask spread on the Fund's shares may widen.

TRADING ISSUES RISK. Trading in Fund shares on the Exchange may be halted due to market conditions or for reasons that, in the view of the Exchange, make trading in shares inadvisable. In addition, trading in Fund shares on the Exchange is subject to trading halts caused by extraordinary market volatility pursuant to the Exchange's "circuit breaker" rules. There can be no assurance that the requirements of the Exchange necessary to maintain the listing of the Fund will continue to be met or will remain unchanged. The Fund may have difficulty maintaining its listing on the Exchange in the event the Fund's assets are small, the Fund does not have enough shareholders, or if the Fund is unable to proceed with creation and/or redemption orders.

VALUE STOCKS INVESTMENT RISK. The intrinsic value of a stock with value characteristics may not be fully recognized by the market for a long time or a stock judged to be undervalued may actually be appropriately priced at a low level.

Annual Total Return

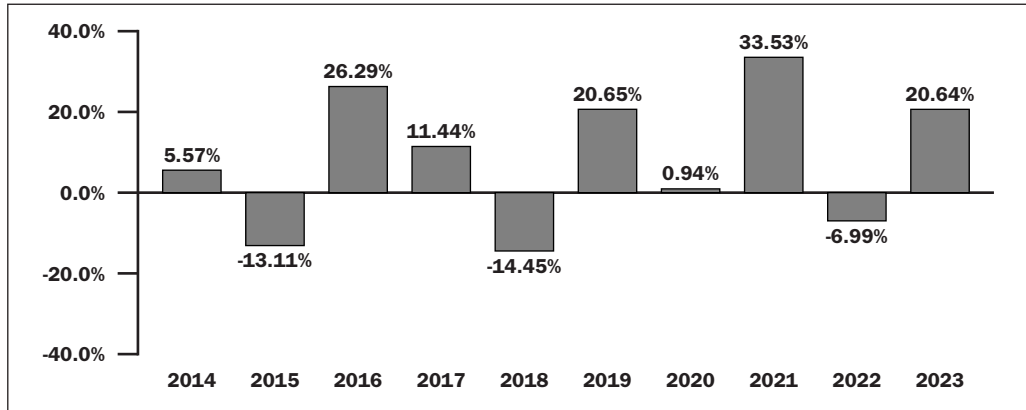
The bar chart and table below illustrate the annual calendar year returns of the Fund based on net asset value as well as the average annual Fund and Index returns. The bar chart and table provide an indication of the risks of investing in the Fund by showing changes in the Fund's performance from year-to-year and by showing how the Fund's average annual total returns

First Trust Mid Cap Value AlphaDEX® Fund (FNK)

based on net asset value compared to those of the Index, the Base Index, a broad-based market index and a market index. The Fund's performance information is accessible on the Fund's website at <http://www.ftportfolios.com>.

On April 8, 2016, the Fund's underlying index changed from the Defined Mid Cap Value Index to the Nasdaq AlphaDEX Mid Cap Value™ Index. Therefore, the Fund's performance and total returns shown below are not necessarily indicative of the performance that the Fund, based on its current Index, would have generated. Returns for an underlying index are only disclosed for those periods in which the index was in existence for the whole period. Because the Fund's new underlying index had an inception date of January 11, 2016, it was not in existence for any of the periods disclosed. The new Index is substantially similar to the Defined Mid Cap Value Index.

First Trust Mid Cap Value AlphaDEX® Fund Calendar Year Total Returns as of 12/31 ⁽¹⁾



(1) The Fund's calendar year-to-date total return based on net asset value for the period 12/31/23 to 09/30/24 was 8.14%.

During the periods shown in the chart above:

	Return	Period Ended
Best Quarter	31.25%	June 30, 2020
Worst Quarter	-41.22%	March 31, 2020
Year-to-Date	8.14%	September 30, 2024

The Fund's past performance (before and after taxes) is not necessarily an indication of how the Fund will perform in the future.

All after-tax returns are calculated using the historical highest individual federal marginal income tax rates and do not reflect the impact of any state or local tax. Returns after taxes on distributions reflect the taxed return on the payment of dividends and capital gains. Returns after taxes on distributions and sale of shares assume you sold your shares at period end, and, therefore, are also adjusted for any capital gains or losses incurred. Returns for an index do not include expenses, which are deducted from Fund returns, or taxes.

Your own actual after-tax returns will depend on your specific tax situation and may differ from what is shown here. After-tax returns are not relevant to investors who hold Fund shares in tax-deferred accounts such as individual retirement accounts (IRAs) or employee-sponsored retirement plans.

First Trust Mid Cap Value AlphaDEX® Fund (FNK)

Average Annual Total Returns for the Periods Ended December 31, 2023

	1 Year	5 Years	10 Years	Since Inception	Inception Date
Return Before Taxes	20.64%	12.78%	7.26%	9.17%	4/19/2011
Return After Taxes on Distributions	19.71%	11.98%	6.56%	8.53%	
Return After Taxes on Distributions and Sale of Fund Shares	12.17%	9.80%	5.47%	7.27%	
Nasdaq AlphaDEX Mid Cap Value™ Index ⁽¹⁾ (reflects no deduction for fees, expenses or taxes)	21.64%	13.66%	N/A	N/A	
Nasdaq US 600 Mid Cap Value™ Index ⁽¹⁾ (reflects no deduction for fees, expenses or taxes)	18.25%	11.50%	N/A	N/A	
S&P MidCap 400® Value Index (reflects no deduction for fees, expenses or taxes)	15.39%	12.91%	9.17%	10.36%	
Russell 3000® Index (reflects no deduction for fees, expenses or taxes)	25.96%	15.16%	11.48%	12.41%	

(1) Performance data is not available for all the periods shown in the table for the index because performance data does not exist for some of the entire periods.

Management

Investment Advisor

First Trust Advisors L.P. (“First Trust” or the “Advisor”)

Portfolio Managers

The Fund’s portfolio is managed by a team (the “Investment Committee”) consisting of:

- Daniel J. Lindquist, Chairman of the Investment Committee and Managing Director of First Trust
- David G. McGarel, Chief Investment Officer, Chief Operating Officer and Managing Director of First Trust
- Jon C. Erickson, Senior Vice President of First Trust
- Roger F. Testin, Senior Vice President of First Trust
- Stan Ueland, Senior Vice President of First Trust
- Chris A. Peterson, Senior Vice President of First Trust
- Erik Russo, Vice President of First Trust

The Investment Committee members are primarily and jointly responsible for the day-to-day management of the Fund. Each Investment Committee member has served as a part of the portfolio management team of the Fund since 2007, except for Chris A. Peterson and Erik Russo who have served as part of the portfolio management team of the Fund since 2016 and 2020, respectively.

Purchase and Sale of Fund Shares

The Fund issues and redeems shares on a continuous basis, at net asset value, only in large blocks of shares called “Creation Units.” Individual shares of the Fund may only be purchased and sold on the secondary market through a broker-dealer. Since shares of the Fund trade on securities exchanges in the secondary market at their market price rather than their net asset value, the Fund’s shares may trade at a price greater than (premium) or less than (discount) the Fund’s net asset value. An investor may incur costs attributable to the difference between the highest price a buyer is willing to pay to purchase shares of the Fund (bid) and the lowest price a seller is willing to accept for shares of the Fund (ask) when buying or selling shares in the secondary market (the “bid-ask spread”). Recent information, including the Fund’s net asset value, market price, premiums and discounts, bid-ask spreads and the median bid-ask spread for the Fund’s most recent fiscal year, is available online at <http://www.ftportfolios.com/Retail/etf/home.aspx>.

Tax Information

The Fund's distributions are taxable and will generally be taxed as ordinary income or capital gains. Distributions on shares held in a tax-deferred account, while not immediately taxable, will be subject to tax when the shares are no longer held in a tax-deferred account.

Payments to Broker-Dealers and Other Financial Intermediaries

If you purchase shares of the Fund through a broker-dealer, registered investment adviser, bank or other financial intermediary (collectively, "intermediaries"), First Trust and First Trust Portfolios L.P., the Fund's distributor, may pay the intermediary for the sale of Fund shares and related services. These payments may create a conflict of interest by influencing the broker-dealer or other intermediary and your salesperson to recommend the Fund over another investment. Ask your salesperson or visit your financial intermediary's website for more information.

SUMMARY INFORMATION

First Trust Multi Cap Growth AlphaDEX® Fund (FAD)

Investment Objective

The First Trust Multi Cap Growth AlphaDEX® Fund (the “Fund”) seeks investment results that correspond generally to the price and yield (before the Fund’s fees and expenses) of an equity index called the Nasdaq AlphaDEX Multi Cap Growth™ Index (the “Index”).

Fees and Expenses of the Fund

The following table describes the fees and expenses you may pay if you buy, hold and sell shares of the Fund. **Investors may pay other fees, such as brokerage commissions and other fees to financial intermediaries, which are not reflected in the table and example below.**

Shareholder Fees

(fees paid directly from your investment)

Maximum Sales Charge (Load) Imposed on Purchases (as a percentage of offering price)	None
--------------------------------------------------------------------------------------	------

Annual Fund Operating Expenses

(expenses that you pay each year as a percentage of the value of your investment)

Management Fees	0.50%
Distribution and Service (12b-1) Fees	0.00%
Other Expenses	0.12%
Total Annual Fund Operating Expenses	0.62%
Fee Waiver and Expense Reimbursement ⁽¹⁾	0.00%
Net Annual Fund Operating Expenses	0.62%

(1) First Trust Advisors L.P., the Fund’s investment advisor, has agreed to waive fees and/or reimburse Fund expenses to the extent that the operating expenses of the Fund (excluding interest expense, brokerage commissions and other trading expenses, taxes and extraordinary expenses) exceed 0.70% of its average daily net assets (the “Expense Cap”) at least through November 30, 2025. The agreement may be terminated by the Trust, on behalf of the Fund, at any time and by the Fund’s investment advisor only after November 30, 2025 upon 60 days’ written notice.

Example

The example below is intended to help you compare the cost of investing in the Fund with the cost of investing in other funds.

The example assumes that you invest \$10,000 in the Fund for the time periods indicated and then hold or sell all of your shares at the end of those periods. The example also assumes that your investment has a 5% return each year and that the Fund’s operating expenses remain at current levels. Although your actual costs may be higher or lower, based on these assumptions your costs would be:

	1 Year	3 Years	5 Years	10 Years
	\$63	\$199	\$346	\$774

Portfolio Turnover

The Fund pays transaction costs, such as commissions, when it buys and sells securities (or “turns over” its portfolio). A higher portfolio turnover rate may indicate higher transaction costs and may result in higher taxes when Fund shares are held in a taxable account. These costs, which are not reflected in annual fund operating expenses or in the example, affect the Fund’s performance. During the most recent fiscal year, the Fund’s portfolio turnover rate was 115% of the average value of its portfolio.

Principal Investment Strategies

The Fund will normally invest at least 90% of its net assets (including investment borrowings) in the securities that comprise the Index. The Fund, using an “indexing” investment approach, attempts to replicate, before fees and expenses, the performance of the Index. The Index is owned and is developed, maintained and sponsored by Nasdaq, Inc. (the “Index

First Trust Multi Cap Growth AlphaDEX® Fund (FAD)

Provider"). The Index Provider may, from time to time, exercise reasonable discretion as it deems appropriate in order to maintain Index integrity.

According to the Index Provider, the Index employs the AlphaDEX® security selection methodology to select and weight securities from the Nasdaq US 500 Large Cap Growth™ Index, Nasdaq US 600 Mid Cap Growth™ Index and Nasdaq US 700 Small Cap Growth™ Index (the "Base Indices"). The AlphaDEX® security selection methodology aims to select securities that may generate positive alpha, or risk-adjusted returns, relative to traditional indices. Alpha is an indication of how much an investment outperforms or underperforms on a risk-adjusted basis relative to its benchmark. The Base Indices are comprehensive, rules-based indices that include growth securities from the Nasdaq US 500 Large Cap™ Index, Nasdaq US 600 Mid Cap™ Index, and Nasdaq US 700 Small Cap™ Index, respectively.

According to the Index Provider, security selection for the Index will be conducted in the following manner:

1. The selection universe for the Index begins with all stocks in the Base Indices.
2. The Index Provider then removes any duplicate (multiple share classes) stocks and stocks which do not meet the Index Provider's liquidity screens.

The following steps are performed for each size-segment independently:

3. The remaining stocks in each Base Index are then ranked on both growth and value factors within their respective Base Indices. Each stock is classified as either a value stock or a growth stock, as determined by the Index Provider. A stock classified as a value stock will receive its value rank as its "selection score" and a stock classified as a growth stock will receive its growth rank as its "selection score."
4. The top 187 stocks from the Nasdaq US 500 Large Cap Growth™ Index, top 225 stocks from the Nasdaq US 600 Mid Cap Growth™ Index and top 262 stocks from the Nasdaq US 700 Small Cap Growth™ Index based on the selection score determined in step 3 comprise the "selected stocks." Within each size-segment, the selected stocks are then split into quintiles based on their selection score, with higher scoring quintiles receiving a greater weight in the Index.
5. Using the quintile weights for each size-segment determined in Step 4, security weights are re-scaled such that the sum of large-cap security weights is 50%, the sum of medium-cap security weights is 30%, and the sum of small-cap security weights is 20%.

The Index is reconstituted and rebalanced quarterly and the Fund will make corresponding changes to its portfolio shortly after the Index changes are made public. The Index's quarterly rebalance and reconstitution schedule may cause the Fund to experience a higher rate of portfolio turnover. The Fund will be concentrated in an industry or a group of industries to the extent that the Index is so concentrated. As of October 31, 2024, the Index was composed of 674 securities with a market capitalization range of \$631.42 million to \$3.43 trillion. The securities of companies represented in the Index generally have market capitalizations that are consistent with the name of the Index. However, the Fund will not sell a security because the security has exceeded or fallen below the current market capitalization range of the Index. As of October 31, 2024, the Fund had significant investments in industrials companies, although this may change from time to time. The Fund's investments will change as the Index changes and, as a result, the Fund may have significant investments in jurisdictions or investment sectors that it may not have had as of October 31, 2024. To the extent the Fund invests a significant portion of its assets in a given jurisdiction or investment sector, the Fund may be exposed to the risks associated with that jurisdiction or investment sector.

Principal Risks

You could lose money by investing in the Fund. An investment in the Fund is not a deposit of a bank and is not insured or guaranteed by the Federal Deposit Insurance Corporation or any other governmental agency. There can be no assurance that the Fund's investment objective will be achieved. The order of the below risk factors does not indicate the significance of any particular risk factor.

AUTHORIZED PARTICIPANT CONCENTRATION RISK. Only an authorized participant may engage in creation or redemption transactions directly with the Fund. A limited number of institutions act as authorized participants for the Fund. To the extent that these institutions exit the business or are unable to proceed with creation and/or redemption orders and no other authorized participant steps forward to create or redeem, the Fund's shares may trade at a premium or discount (the difference between the market price of the Fund's shares and the Fund's net asset value) and possibly face delisting and the bid/ask spread (the difference between the price that someone is willing to pay for shares of the Fund at a specific point in time versus the price at which someone is willing to sell) on the Fund's shares may widen.

CURRENT MARKET CONDITIONS RISK. Current market conditions risk is the risk that a particular investment, or shares of the Fund in general, may fall in value due to current market conditions. As a means to fight inflation, which remains at elevated levels, the Federal Reserve and certain foreign central banks have raised interest rates; however, the Federal Reserve has recently lowered interest rates and may continue to do so. U.S. regulators have proposed several changes to market and issuer regulations which would directly impact the Fund, and any regulatory changes could adversely impact the Fund's ability to achieve its investment strategies or make certain investments. Recent and potential future bank failures could result in disruption to the broader banking industry or markets generally and reduce confidence in financial institutions and the economy as a whole, which may also heighten market volatility and reduce liquidity. Additionally, challenges in commercial real estate markets, including rising interest rates, declining valuations and increasing vacancies, could have a broader impact on financial markets. The ongoing adversarial political climate in the United States, as well as political and diplomatic events both domestic and abroad, have and may continue to have an adverse impact the U.S. regulatory landscape, markets and investor behavior, which could have a negative impact on the Fund's investments and operations. The change in administration resulting from the 2024 United States national elections could result in significant impacts to international trade relations, tax and immigration policies, and other aspects of the national and international political and financial landscape, which could affect, among other things, inflation and the securities markets generally. Other unexpected political, regulatory and diplomatic events within the U.S. and abroad may affect investor and consumer confidence and may adversely impact financial markets and the broader economy. For example, ongoing armed conflicts between Russia and Ukraine in Europe and among Israel, Iran, Hamas and other militant groups in the Middle East, have caused and could continue to cause significant market disruptions and volatility within the markets in Russia, Europe, the Middle East and the United States. The hostilities and sanctions resulting from those hostilities have and could continue to have a significant impact on certain Fund investments as well as Fund performance and liquidity. The economies of the United States and its trading partners, as well as the financial markets generally, may be adversely impacted by trade disputes and other matters. For example, the United States has imposed trade barriers and restrictions on China. In addition, the Chinese government is engaged in a longstanding dispute with Taiwan, continually threatening an invasion. If the political climate between the United States and China does not improve or continues to deteriorate, if China were to attempt invading Taiwan, or if other geopolitical conflicts develop or worsen, economies, markets and individual securities may be adversely affected, and the value of the Fund's assets may go down. A public health crisis and the ensuing policies enacted by governments and central banks may cause significant volatility and uncertainty in global financial markets, negatively impacting global growth prospects. As the COVID-19 global pandemic illustrated, such events may affect certain geographic regions, countries, sectors and industries more significantly than others. Advancements in technology may also adversely impact markets and the overall performance of the Fund. For instance, the economy may be significantly impacted by the advanced development and increased regulation of artificial intelligence. Additionally, cyber security breaches of both government and non-government entities could have negative impacts on infrastructure and the ability of such entities, including the Fund, to operate properly. These events, and any other future events, may adversely affect the prices and liquidity of the Fund's portfolio investments and could result in disruptions in the trading markets.

CYBER SECURITY RISK. The Fund is susceptible to operational risks through breaches in cyber security. A breach in cyber security refers to both intentional and unintentional events that may cause the Fund to lose proprietary information, suffer data corruption or lose operational capacity. Such events could cause the Fund to incur regulatory penalties, reputational damage, additional compliance costs associated with corrective measures and/or financial loss. Cyber security breaches may involve unauthorized access to the Fund's digital information systems through "hacking" or malicious software coding but may also result from outside attacks such as denial-of-service attacks through efforts to make network services unavailable to intended users. In addition, cyber security breaches of the issuers of securities in which the Fund invests or the Fund's third-party service providers, such as its administrator, transfer agent, custodian, or sub-advisor, as applicable, can also subject the Fund to many of the same risks associated with direct cyber security breaches. Although the Fund has established risk management systems designed to reduce the risks associated with cyber security, there is no guarantee that such efforts will succeed, especially because the Fund does not directly control the cyber security systems of issuers or third-party service providers.

EQUITY SECURITIES RISK. The value of the Fund's shares will fluctuate with changes in the value of the equity securities in which it invests. Equity securities prices fluctuate for several reasons, including changes in investors' perceptions of the financial condition of an issuer or the general condition of the relevant equity market, such as market volatility, or when political or economic events affecting an issuer occur. Common stock prices may be particularly sensitive to rising interest rates, as the cost of capital rises and borrowing costs increase. Equity securities may decline significantly in price over short or extended periods of time, and such declines may occur in the equity market as a whole, or they may occur in only a particular country, company, industry or sector of the market.

GROWTH STOCKS INVESTMENT RISK. Stocks exhibiting growth characteristics tend to be more volatile than certain other types of stocks and their prices usually fluctuate more dramatically than the overall stock market. A stock with growth characteristics can have sharp price declines due to decreases in current or expected earnings and may lack dividend payments that can help cushion its share price during declining markets.

INDEX CONCENTRATION RISK. The Fund will be concentrated in an industry or a group of industries to the extent that the Index is so concentrated. To the extent that the Fund invests a significant percentage of its assets in a single asset class or the securities of issuers within the same country, state, region, industry or sector, an adverse economic, business or political development may affect the value of the Fund's investments more than if the Fund were more broadly diversified. A significant exposure makes the Fund more susceptible to any single occurrence and may subject the Fund to greater market risk than a fund that is more broadly diversified. There may be instances in which the Index, for a variety of reasons including changes in the prices of individual securities held by the Fund, has a larger exposure to a small number of stocks or a single stock relative to the rest of the stocks in the Index. Under such circumstances, the Fund will not deviate from the Index except in rare circumstances or in an immaterial way and therefore the Fund's returns would be more greatly influenced by the returns of the stock(s) with the larger exposure.

INDEX OR MODEL CONSTITUENT RISK. The Fund may be a constituent of one or more indices or ETF models. As a result, the Fund may be included in one or more index-tracking exchange-traded funds or mutual funds. Being a component security of such a vehicle could greatly affect the trading activity involving the Fund's shares, the size of the Fund and the market volatility of the Fund. Inclusion in an index could increase demand for the Fund and removal from an index could result in outsized selling activity in a relatively short period of time. As a result, the Fund's net asset value could be negatively impacted and the Fund's market price may be below the Fund's net asset value during certain periods. In addition, index rebalances may potentially result in increased trading activity in the Fund's shares.

INDEX PROVIDER RISK. There is no assurance that the Index Provider, or any agents that act on its behalf, will compile the Index accurately, or that the Index will be determined, maintained, constructed, reconstituted, rebalanced, composed, calculated or disseminated accurately. The Index Provider and its agents do not provide any representation or warranty in relation to the quality, accuracy or completeness of data in the Index, and do not guarantee that the Index will be calculated in accordance with its stated methodology. The Advisor's mandate as described in this prospectus is to manage the Fund consistently with the Index provided by the Index Provider. The Advisor relies upon the Index provider and its agents to accurately compile, maintain, construct, reconstitute, rebalance, compose, calculate and disseminate the Index accurately. Therefore, losses or costs associated with any Index Provider or agent errors generally will be borne by the Fund and its shareholders. To correct any such error, the Index Provider or its agents may carry out an unscheduled rebalance of the Index or other modification of Index constituents or weightings. When the Fund in turn rebalances its portfolio, any transaction costs and market exposure arising from such portfolio rebalancing will be borne by the Fund and its shareholders. Unscheduled rebalances also expose the Fund to additional tracking error risk. Errors in respect of the quality, accuracy and completeness of the data used to compile the Index may occur from time to time and may not be identified and corrected by the Index Provider for a period of time or at all, particularly where the Index is less commonly used as a benchmark by funds or advisors. For example, during a period where the Index contains incorrect constituents, the Fund tracking the Index would have market exposure to such constituents and would be underexposed to the Index's other constituents. Such errors may negatively impact the Fund and its shareholders. The Index Provider and its agents rely on various sources of information to assess the criteria of issuers included in the Index, including information that may be based on assumptions and estimates. Neither the Fund nor the Advisor can offer assurances that the Index's calculation methodology or sources of information will provide an accurate assessment of included issuers. Unusual market conditions or issuer-specific events may cause the Index Provider to postpone a scheduled rebalance, exclude or substitute a security in the Index or undertake other measures which could cause the Index to vary from its normal or expected composition. The postponement of a scheduled rebalance in a time of market volatility could mean that constituents that would otherwise be removed at rebalance due to changes in market capitalizations, issuer credit ratings, or other reasons may remain, causing the performance and constituents of the Index to vary from those expected under normal conditions. Apart from scheduled rebalances, the Index Provider or its agents may carry out additional ad hoc rebalances to the Index due to unusual market conditions or in order, for example, to correct an error in the selection of index constituents.

INDUSTRIALS COMPANIES RISK. Industrials companies convert unfinished goods into finished durables used to manufacture other goods or provide services. Examples of industrials companies include companies involved in the production of electrical equipment and components, industrial products, manufactured housing and telecommunications equipment, as well as defense and aerospace companies. General risks of industrials companies include the general state of the economy, exchange rates, commodity prices, intense competition, consolidation, domestic and international politics, government regulation, import

controls, excess capacity, consumer demand and spending trends. In addition, industrials companies may also be significantly affected by overall capital spending levels, economic cycles, rapid technological changes, delays in modernization, labor relations, environmental liabilities, governmental and product liability and e-commerce initiatives.

LARGE CAPITALIZATION COMPANIES RISK. Large capitalization companies may grow at a slower rate and be less able to adapt to changing market conditions than smaller capitalization companies. Thus, the return on investment in securities of large capitalization companies may be less than the return on investment in securities of small and/or mid capitalization companies. The performance of large capitalization companies also tends to trail the overall market during different market cycles.

MARKET CAPITALIZATION DEVIATION RISK. There can be no assurance that the securities held by the Fund will stay within the Fund's intended market capitalization range. As a result, the Fund may be exposed to additional risk or investors may not be given the opportunity to invest fully in a certain market capitalization range.

MARKET MAKER RISK. The Fund faces numerous market trading risks, including the potential lack of an active market for Fund shares due to a limited number of market makers. Decisions by market makers or authorized participants to reduce their role or step away from these activities in times of market stress could inhibit the effectiveness of the arbitrage process in maintaining the relationship between the underlying values of the Fund's portfolio securities and the Fund's market price. The Fund may rely on a small number of third-party market makers to provide a market for the purchase and sale of shares. Any trading halt or other problem relating to the trading activity of these market makers could result in a dramatic change in the spread between the Fund's net asset value and the price at which the Fund's shares are trading on the Exchange, which could result in a decrease in value of the Fund's shares. This reduced effectiveness could result in Fund shares trading at a discount to net asset value and also in greater than normal intraday bid-ask spreads for Fund shares.

MARKET RISK. Market risk is the risk that a particular investment, or shares of the Fund in general, may fall in value. Securities are subject to market fluctuations caused by real or perceived adverse economic, political, and regulatory factors or market developments, changes in interest rates and perceived trends in securities prices. Shares of the Fund could decline in value or underperform other investments. In addition, local, regional or global events such as war, acts of terrorism, market manipulation, government defaults, government shutdowns, regulatory actions, political changes, diplomatic developments, the imposition of sanctions and other similar measures, spread of infectious diseases or other public health issues, recessions, natural disasters, or other events could have a significant negative impact on the Fund and its investments. Any of such circumstances could have a materially negative impact on the value of the Fund's shares, the liquidity of an investment, and may result in increased market volatility. During any such events, the Fund's shares may trade at increased premiums or discounts to their net asset value, the bid/ask spread on the Fund's shares may widen and the returns on investment may fluctuate.

NON-CORRELATION RISK. The Fund's return may not match the return of the Index for a number of reasons. The Fund incurs operating expenses not applicable to the Index, and may incur costs in buying and selling securities, especially when rebalancing the Fund's portfolio holdings to reflect changes in the composition of the Index. In addition, the Fund's portfolio holdings may not exactly replicate the securities included in the Index or the ratios between the securities included in the Index. Additionally, in order to comply with its investment strategies and policies, the Fund portfolio may deviate from the composition of the Index. Accordingly, the Fund's return may underperform the return of the Index.

OPERATIONAL RISK. The Fund is subject to risks arising from various operational factors, including, but not limited to, human error, processing and communication errors, errors of the Fund's service providers, counterparties or other third-parties, failed or inadequate processes and technology or systems failures. The Fund relies on third-parties for a range of services, including custody. Any delay or failure relating to engaging or maintaining such service providers may affect the Fund's ability to meet its investment objective. Although the Fund and the Fund's investment advisor seek to reduce these operational risks through controls and procedures, there is no way to completely protect against such risks.

PASSIVE INVESTMENT RISK. The Fund is not actively managed. The Fund invests in securities included in or representative of the Index regardless of investment merit. The Fund generally will not attempt to take defensive positions in declining markets. In the event that the Index is no longer calculated, the Index license is terminated or the identity or character of the Index is materially changed, the Fund will seek to engage a replacement index.

PORTFOLIO TURNOVER RISK. High portfolio turnover may result in the Fund paying higher levels of transaction costs and may generate greater tax liabilities for shareholders. Portfolio turnover risk may cause the Fund's performance to be less than expected.

First Trust Multi Cap Growth AlphaDEX® Fund (FAD)

PREMIUM/DISCOUNT RISK. The market price of the Fund's shares will generally fluctuate in accordance with changes in the Fund's net asset value as well as the relative supply of and demand for shares on the Exchange. The Fund's investment advisor cannot predict whether shares will trade below, at or above their net asset value because the shares trade on the Exchange at market prices and not at net asset value. Price differences may be due, in large part, to the fact that supply and demand forces at work in the secondary trading market for shares will be closely related, but not identical, to the same forces influencing the prices of the holdings of the Fund trading individually or in the aggregate at any point in time. However, given that shares can only be purchased and redeemed in Creation Units, and only to and from broker-dealers and large institutional investors that have entered into participation agreements (unlike shares of closed-end funds, which frequently trade at appreciable discounts from, and sometimes at premiums to, their net asset value), the Fund's investment advisor believes that large discounts or premiums to the net asset value of shares should not be sustained. During stressed market conditions, the market for the Fund's shares may become less liquid in response to deteriorating liquidity in the market for the Fund's underlying portfolio holdings, which could in turn lead to differences between the market price of the Fund's shares and their net asset value and the bid/ask spread on the Fund's shares may widen.

SMALLER COMPANIES RISK. Small and/or mid capitalization companies may be more vulnerable to adverse general market or economic developments, and their securities may be less liquid and may experience greater price volatility than larger, more established companies as a result of several factors, including limited trading volumes, fewer products or financial resources, management inexperience and less publicly available information. Accordingly, such companies are generally subject to greater market risk than larger, more established companies.

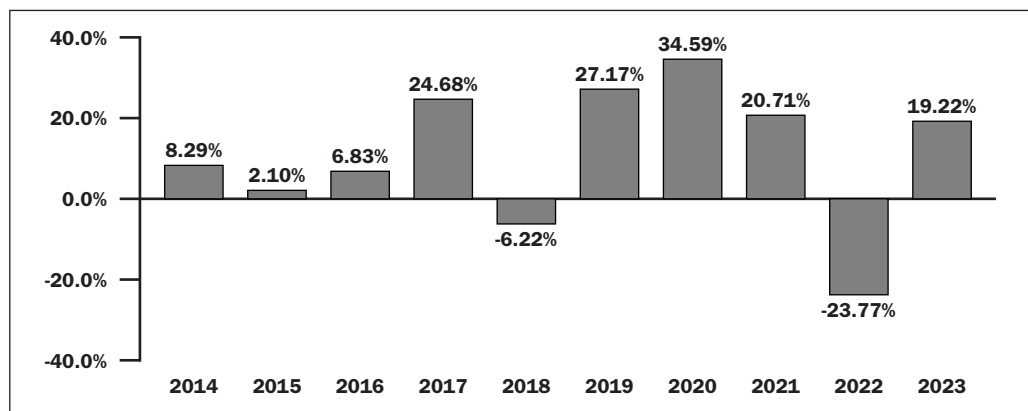
TRADING ISSUES RISK. Trading in Fund shares on the Exchange may be halted due to market conditions or for reasons that, in the view of the Exchange, make trading in shares inadvisable. In addition, trading in Fund shares on the Exchange is subject to trading halts caused by extraordinary market volatility pursuant to the Exchange's "circuit breaker" rules. There can be no assurance that the requirements of the Exchange necessary to maintain the listing of the Fund will continue to be met or will remain unchanged. The Fund may have difficulty maintaining its listing on the Exchange in the event the Fund's assets are small, the Fund does not have enough shareholders, or if the Fund is unable to proceed with creation and/or redemption orders.

Annual Total Return

The bar chart and table below illustrate the annual calendar year returns of the Fund based on net asset value as well as the average annual Fund and Index returns. The bar chart and table provide an indication of the risks of investing in the Fund by showing changes in the Fund's performance from year-to-year and by showing how the Fund's average annual total returns based on net asset value compared to those of the Index, a broad-based market index and three market indices. The Fund's performance information is accessible on the Fund's website at <http://www.ftportfolios.com>.

On April 8, 2016, the Fund's underlying index changed from the Defined Multi Cap Growth Index to the Nasdaq AlphaDEX Multi Cap Growth™ Index. Therefore, the Fund's performance and total returns shown below are not necessarily indicative of the performance that the Fund, based on its current Index, would have generated. Returns for an underlying index are only disclosed for those periods in which the index was in existence for the whole period. Because the Fund's new underlying index had an inception date of January 11, 2016, it was not in existence for any of the periods disclosed. The new Index is substantially similar to the Defined Multi Cap Growth Index.

First Trust Multi Cap Growth AlphaDEX® Fund Calendar Year Total Returns as of 12/31 ⁽¹⁾



First Trust Multi Cap Growth AlphaDEX® Fund (FAD)

(1) The Fund's calendar year-to-date total return based on net asset value for the period 12/31/23 to 09/30/24 was 19.19%.

During the periods shown in the chart above:

	Return	Period Ended
Best Quarter	28.87%	June 30, 2020
Worst Quarter	-21.61%	March 31, 2020
Year-to-Date	19.19%	September 30, 2024

The Fund's past performance (before and after taxes) is not necessarily an indication of how the Fund will perform in the future.

All after-tax returns are calculated using the historical highest individual federal marginal income tax rates and do not reflect the impact of any state or local tax. Returns after taxes on distributions reflect the taxed return on the payment of dividends and capital gains. Returns after taxes on distributions and sale of shares assume you sold your shares at period end, and, therefore, are also adjusted for any capital gains or losses incurred. Returns for an index do not include expenses, which are deducted from Fund returns, or taxes.

Your own actual after-tax returns will depend on your specific tax situation and may differ from what is shown here. After-tax returns are not relevant to investors who hold Fund shares in tax-deferred accounts such as individual retirement accounts (IRAs) or employee-sponsored retirement plans.

Average Annual Total Returns for the Periods Ended December 31, 2023

	1 Year	5 Years	10 Years	Since Inception	Inception Date
Return Before Taxes	19.22%	13.43%	10.00%	8.67%	5/8/2007
Return After Taxes on Distributions	18.95%	13.23%	9.81%	8.50%	
Return After Taxes on Distributions and Sale of Fund Shares	11.37%	10.67%	8.15%	7.28%	
Nasdaq AlphaDEX Multi Cap Growth™ Index ⁽¹⁾ (reflects no deduction for fees, expenses or taxes)	20.04%	14.21%	N/A	N/A	
Nasdaq US Multi Cap Growth™ Index ⁽¹⁾ (reflects no deduction for fees, expenses or taxes)	30.50%	16.75%	N/A	N/A	
S&P Composite 1500® Index (reflects no deduction for fees, expenses or taxes)	29.01%	15.85%	12.97%	10.82%	
S&P Composite 1500® Growth Index (reflects no deduction for fees, expenses or taxes)	25.47%	15.39%	11.76%	9.30%	
Russell 3000® Index (reflects no deduction for fees, expenses or taxes)	25.96%	15.16%	11.48%	9.15%	

(1) Performance data is not available for all the periods shown in the table for the index because performance data does not exist for some of the entire periods.

Management

Investment Advisor

First Trust Advisors L.P. ("First Trust" or the "Advisor")

Portfolio Managers

The Fund's portfolio is managed by a team (the "Investment Committee") consisting of:

- Daniel J. Lindquist, Chairman of the Investment Committee and Managing Director of First Trust
- David G. McGarel, Chief Investment Officer, Chief Operating Officer and Managing Director of First Trust
- Jon C. Erickson, Senior Vice President of First Trust
- Roger F. Testin, Senior Vice President of First Trust
- Stan Ueland, Senior Vice President of First Trust
- Chris A. Peterson, Senior Vice President of First Trust
- Erik Russo, Vice President of First Trust

The Investment Committee members are primarily and jointly responsible for the day-to-day management of the Fund. Each Investment Committee member has served as a part of the portfolio management team of the Fund since 2007, except for Chris A. Peterson and Erik Russo who have served as part of the portfolio management team of the Fund since 2016 and 2020, respectively.

Purchase and Sale of Fund Shares

The Fund issues and redeems shares on a continuous basis, at net asset value, only in large blocks of shares called "Creation Units." Individual shares of the Fund may only be purchased and sold on the secondary market through a broker-dealer. Since shares of the Fund trade on securities exchanges in the secondary market at their market price rather than their net asset value, the Fund's shares may trade at a price greater than (premium) or less than (discount) the Fund's net asset value. An investor may incur costs attributable to the difference between the highest price a buyer is willing to pay to purchase shares of the Fund (bid) and the lowest price a seller is willing to accept for shares of the Fund (ask) when buying or selling shares in the secondary market (the "bid-ask spread"). Recent information, including the Fund's net asset value, market price, premiums and discounts, bid-ask spreads and the median bid-ask spread for the Fund's most recent fiscal year, is available online at <http://www.ftportfolios.com/Retail/etf/home.aspx>.

Tax Information

The Fund's distributions are taxable and will generally be taxed as ordinary income or capital gains. Distributions on shares held in a tax-deferred account, while not immediately taxable, will be subject to tax when the shares are no longer held in a tax-deferred account.

Payments to Broker-Dealers and Other Financial Intermediaries

If you purchase shares of the Fund through a broker-dealer, registered investment adviser, bank or other financial intermediary (collectively, "intermediaries"), First Trust and First Trust Portfolios L.P., the Fund's distributor, may pay the intermediary for the sale of Fund shares and related services. These payments may create a conflict of interest by influencing the broker-dealer or other intermediary and your salesperson to recommend the Fund over another investment. Ask your salesperson or visit your financial intermediary's website for more information.

SUMMARY INFORMATION

First Trust Multi Cap Value AlphaDEX® Fund (FAB)

Investment Objective

The First Trust Multi Cap Value AlphaDEX® Fund (the “Fund”) seeks investment results that correspond generally to the price and yield (before the Fund’s fees and expenses) of an equity index called the Nasdaq AlphaDEX Multi Cap Value™ Index (the “Index”).

Fees and Expenses of the Fund

The following table describes the fees and expenses you may pay if you buy, hold and sell shares of the Fund. **Investors may pay other fees, such as brokerage commissions and other fees to financial intermediaries, which are not reflected in the table and example below.**

Shareholder Fees

(fees paid directly from your investment)

Maximum Sales Charge (Load) Imposed on Purchases (as a percentage of offering price)	None
--------------------------------------------------------------------------------------	------

Annual Fund Operating Expenses

(expenses that you pay each year as a percentage of the value of your investment)

Management Fees	0.50%
Distribution and Service (12b-1) Fees	0.00%
Other Expenses	0.14%
Total Annual Fund Operating Expenses	0.64%
Fee Waiver and Expense Reimbursement ⁽¹⁾	0.00%
Net Annual Fund Operating Expenses	0.64%

⁽¹⁾ First Trust Advisors L.P., the Fund’s investment advisor, has agreed to waive fees and/or reimburse Fund expenses to the extent that the operating expenses of the Fund (excluding interest expense, brokerage commissions and other trading expenses, taxes and extraordinary expenses) exceed 0.70% of its average daily net assets (the “Expense Cap”) at least through November 30, 2025. The agreement may be terminated by the Trust, on behalf of the Fund, at any time and by the Fund’s investment advisor only after November 30, 2025 upon 60 days’ written notice.

Example

The example below is intended to help you compare the cost of investing in the Fund with the cost of investing in other funds.

The example assumes that you invest \$10,000 in the Fund for the time periods indicated and then hold or sell all of your shares at the end of those periods. The example also assumes that your investment has a 5% return each year and that the Fund’s operating expenses remain at current levels. Although your actual costs may be higher or lower, based on these assumptions your costs would be:

	1 Year	3 Years	5 Years	10 Years
	\$65	\$205	\$357	\$798

Portfolio Turnover

The Fund pays transaction costs, such as commissions, when it buys and sells securities (or “turns over” its portfolio). A higher portfolio turnover rate may indicate higher transaction costs and may result in higher taxes when Fund shares are held in a taxable account. These costs, which are not reflected in annual fund operating expenses or in the example, affect the Fund’s performance. During the most recent fiscal year, the Fund’s portfolio turnover rate was 87% of the average value of its portfolio.

Principal Investment Strategies

The Fund will normally invest at least 90% of its net assets (including investment borrowings) in the securities that comprise the Index. The Fund, using an “indexing” investment approach, attempts to replicate, before fees and expenses, the performance of the Index. The Index is owned and is developed, maintained and sponsored by Nasdaq, Inc. (the “Index”).

Provider"). The Index Provider may, from time to time, exercise reasonable discretion as it deems appropriate in order to maintain Index integrity.

According to the Index Provider, the Index employs the AlphaDEX® security selection methodology to select and weight securities from the Nasdaq US 500 Large Cap Value™ Index, Nasdaq US 600 Mid Cap Value™ Index and Nasdaq US 700 Small Cap Value™ Index (the "Base Indices"). The AlphaDEX® security selection methodology aims to select securities that may generate positive alpha, or risk-adjusted returns, relative to traditional indices. Alpha is an indication of how much an investment outperforms or underperforms on a risk-adjusted basis relative to its benchmark. The Base Indices are comprehensive, rules-based indices that include value securities from the Nasdaq US 500 Large Cap™ Index, Nasdaq US 600 Mid Cap™ Index, and Nasdaq US 700 Small Cap™ Index, respectively.

According to the Index Provider, security selection for the Index will be conducted in the following manner:

1. The selection universe for the Index begins with all stocks in the Base Indices.
2. The Index Provider then removes any duplicate (multiple share classes) stocks and stocks which do not meet the Index Provider's liquidity screens.

The following steps are performed for each size-segment independently:

3. The remaining stocks in each Base Index are then ranked on both growth and value factors within their respective Base Indices. Each stock is classified as either a value stock or a growth stock, as determined by the Index Provider. A stock classified as a value stock will receive its value rank as its "selection score" and a stock classified as a growth stock will receive its growth rank as its "selection score."
4. The top 187 stocks from the Nasdaq US 500 Large Cap Value™ Index, top 225 stocks from the Nasdaq US 600 Mid Cap Value™ Index and top 262 stocks from the Nasdaq US 700 Small Cap Value™ Index based on the selection score determined in step 3 comprise the "selected stocks." Within each size-segment, the selected stocks are then split into quintiles based on their selection score, with higher scoring quintiles receiving a greater weight in the Index.
5. Using the quintile weights for each size-segment determined in Step 4, security weights are re-scaled such that the sum of large-cap security weights is 50%, the sum of medium-cap security weights is 30%, and the sum of small-cap security weights is 20%.

The Index is reconstituted and rebalanced quarterly and the Fund will make corresponding changes to its portfolio shortly after the Index changes are made public. The Index's quarterly rebalance and reconstitution schedule may cause the Fund to experience a higher rate of portfolio turnover. The Fund will be concentrated in an industry or a group of industries to the extent that the Index is so concentrated. As of October 31, 2024, the Index was composed of 674 securities with a market capitalization range of \$755.28 million to \$518.83 billion. The securities of companies represented in the Index generally have market capitalizations that are consistent with the name of the Index. However, the Fund will not sell a security because the security has exceeded or fallen below the current market capitalization range of the Index. As of October 31, 2024, the Fund had significant investments in financial companies, although this may change from time to time. The Fund's investments will change as the Index changes and, as a result, the Fund may have significant investments in jurisdictions or investment sectors that it may not have had as of October 31, 2024. To the extent the Fund invests a significant portion of its assets in a given jurisdiction or investment sector, the Fund may be exposed to the risks associated with that jurisdiction or investment sector.

Principal Risks

You could lose money by investing in the Fund. An investment in the Fund is not a deposit of a bank and is not insured or guaranteed by the Federal Deposit Insurance Corporation or any other governmental agency. There can be no assurance that the Fund's investment objective will be achieved. The order of the below risk factors does not indicate the significance of any particular risk factor.

AUTHORIZED PARTICIPANT CONCENTRATION RISK. Only an authorized participant may engage in creation or redemption transactions directly with the Fund. A limited number of institutions act as authorized participants for the Fund. To the extent that these institutions exit the business or are unable to proceed with creation and/or redemption orders and no other authorized participant steps forward to create or redeem, the Fund's shares may trade at a premium or discount (the difference between the market price of the Fund's shares and the Fund's net asset value) and possibly face delisting and the bid/ask spread (the difference between the price that someone is willing to pay for shares of the Fund at a specific point in time versus the price at which someone is willing to sell) on the Fund's shares may widen.

CURRENT MARKET CONDITIONS RISK. Current market conditions risk is the risk that a particular investment, or shares of the Fund in general, may fall in value due to current market conditions. As a means to fight inflation, which remains at elevated levels, the Federal Reserve and certain foreign central banks have raised interest rates; however, the Federal Reserve has recently lowered interest rates and may continue to do so. U.S. regulators have proposed several changes to market and issuer regulations which would directly impact the Fund, and any regulatory changes could adversely impact the Fund's ability to achieve its investment strategies or make certain investments. Recent and potential future bank failures could result in disruption to the broader banking industry or markets generally and reduce confidence in financial institutions and the economy as a whole, which may also heighten market volatility and reduce liquidity. Additionally, challenges in commercial real estate markets, including rising interest rates, declining valuations and increasing vacancies, could have a broader impact on financial markets. The ongoing adversarial political climate in the United States, as well as political and diplomatic events both domestic and abroad, have and may continue to have an adverse impact the U.S. regulatory landscape, markets and investor behavior, which could have a negative impact on the Fund's investments and operations. The change in administration resulting from the 2024 United States national elections could result in significant impacts to international trade relations, tax and immigration policies, and other aspects of the national and international political and financial landscape, which could affect, among other things, inflation and the securities markets generally. Other unexpected political, regulatory and diplomatic events within the U.S. and abroad may affect investor and consumer confidence and may adversely impact financial markets and the broader economy. For example, ongoing armed conflicts between Russia and Ukraine in Europe and among Israel, Iran, Hamas and other militant groups in the Middle East, have caused and could continue to cause significant market disruptions and volatility within the markets in Russia, Europe, the Middle East and the United States. The hostilities and sanctions resulting from those hostilities have and could continue to have a significant impact on certain Fund investments as well as Fund performance and liquidity. The economies of the United States and its trading partners, as well as the financial markets generally, may be adversely impacted by trade disputes and other matters. For example, the United States has imposed trade barriers and restrictions on China. In addition, the Chinese government is engaged in a longstanding dispute with Taiwan, continually threatening an invasion. If the political climate between the United States and China does not improve or continues to deteriorate, if China were to attempt invading Taiwan, or if other geopolitical conflicts develop or worsen, economies, markets and individual securities may be adversely affected, and the value of the Fund's assets may go down. A public health crisis and the ensuing policies enacted by governments and central banks may cause significant volatility and uncertainty in global financial markets, negatively impacting global growth prospects. As the COVID-19 global pandemic illustrated, such events may affect certain geographic regions, countries, sectors and industries more significantly than others. Advancements in technology may also adversely impact markets and the overall performance of the Fund. For instance, the economy may be significantly impacted by the advanced development and increased regulation of artificial intelligence. Additionally, cyber security breaches of both government and non-government entities could have negative impacts on infrastructure and the ability of such entities, including the Fund, to operate properly. These events, and any other future events, may adversely affect the prices and liquidity of the Fund's portfolio investments and could result in disruptions in the trading markets.

CYBER SECURITY RISK. The Fund is susceptible to operational risks through breaches in cyber security. A breach in cyber security refers to both intentional and unintentional events that may cause the Fund to lose proprietary information, suffer data corruption or lose operational capacity. Such events could cause the Fund to incur regulatory penalties, reputational damage, additional compliance costs associated with corrective measures and/or financial loss. Cyber security breaches may involve unauthorized access to the Fund's digital information systems through "hacking" or malicious software coding but may also result from outside attacks such as denial-of-service attacks through efforts to make network services unavailable to intended users. In addition, cyber security breaches of the issuers of securities in which the Fund invests or the Fund's third-party service providers, such as its administrator, transfer agent, custodian, or sub-advisor, as applicable, can also subject the Fund to many of the same risks associated with direct cyber security breaches. Although the Fund has established risk management systems designed to reduce the risks associated with cyber security, there is no guarantee that such efforts will succeed, especially because the Fund does not directly control the cyber security systems of issuers or third-party service providers.

EQUITY SECURITIES RISK. The value of the Fund's shares will fluctuate with changes in the value of the equity securities in which it invests. Equity securities prices fluctuate for several reasons, including changes in investors' perceptions of the financial condition of an issuer or the general condition of the relevant equity market, such as market volatility, or when political or economic events affecting an issuer occur. Common stock prices may be particularly sensitive to rising interest rates, as the cost of capital rises and borrowing costs increase. Equity securities may decline significantly in price over short or extended periods of time, and such declines may occur in the equity market as a whole, or they may occur in only a particular country, company, industry or sector of the market.

FINANCIAL COMPANIES RISK. Financial companies, such as retail and commercial banks, insurance companies and financial services companies, are especially subject to the adverse effects of economic recession, currency exchange rates, extensive government regulation, decreases in the availability of capital, volatile interest rates, portfolio concentrations in geographic markets, industries or products (such as commercial and residential real estate loans), competition from new entrants and blurred distinctions in their fields of business.

INDEX CONCENTRATION RISK. The Fund will be concentrated in an industry or a group of industries to the extent that the Index is so concentrated. To the extent that the Fund invests a significant percentage of its assets in a single asset class or the securities of issuers within the same country, state, region, industry or sector, an adverse economic, business or political development may affect the value of the Fund's investments more than if the Fund were more broadly diversified. A significant exposure makes the Fund more susceptible to any single occurrence and may subject the Fund to greater market risk than a fund that is more broadly diversified. There may be instances in which the Index, for a variety of reasons including changes in the prices of individual securities held by the Fund, has a larger exposure to a small number of stocks or a single stock relative to the rest of the stocks in the Index. Under such circumstances, the Fund will not deviate from the Index except in rare circumstances or in an immaterial way and therefore the Fund's returns would be more greatly influenced by the returns of the stock(s) with the larger exposure.

INDEX OR MODEL CONSTITUENT RISK. The Fund may be a constituent of one or more indices or ETF models. As a result, the Fund may be included in one or more index-tracking exchange-traded funds or mutual funds. Being a component security of such a vehicle could greatly affect the trading activity involving the Fund's shares, the size of the Fund and the market volatility of the Fund. Inclusion in an index could increase demand for the Fund and removal from an index could result in outsized selling activity in a relatively short period of time. As a result, the Fund's net asset value could be negatively impacted and the Fund's market price may be below the Fund's net asset value during certain periods. In addition, index rebalances may potentially result in increased trading activity in the Fund's shares.

INDEX PROVIDER RISK. There is no assurance that the Index Provider, or any agents that act on its behalf, will compile the Index accurately, or that the Index will be determined, maintained, constructed, reconstituted, rebalanced, composed, calculated or disseminated accurately. The Index Provider and its agents do not provide any representation or warranty in relation to the quality, accuracy or completeness of data in the Index, and do not guarantee that the Index will be calculated in accordance with its stated methodology. The Advisor's mandate as described in this prospectus is to manage the Fund consistently with the Index provided by the Index Provider. The Advisor relies upon the Index provider and its agents to accurately compile, maintain, construct, reconstitute, rebalance, compose, calculate and disseminate the Index accurately. Therefore, losses or costs associated with any Index Provider or agent errors generally will be borne by the Fund and its shareholders. To correct any such error, the Index Provider or its agents may carry out an unscheduled rebalance of the Index or other modification of Index constituents or weightings. When the Fund in turn rebalances its portfolio, any transaction costs and market exposure arising from such portfolio rebalancing will be borne by the Fund and its shareholders. Unscheduled rebalances also expose the Fund to additional tracking error risk. Errors in respect of the quality, accuracy and completeness of the data used to compile the Index may occur from time to time and may not be identified and corrected by the Index Provider for a period of time or at all, particularly where the Index is less commonly used as a benchmark by funds or advisors. For example, during a period where the Index contains incorrect constituents, the Fund tracking the Index would have market exposure to such constituents and would be underexposed to the Index's other constituents. Such errors may negatively impact the Fund and its shareholders. The Index Provider and its agents rely on various sources of information to assess the criteria of issuers included in the Index, including information that may be based on assumptions and estimates. Neither the Fund nor the Advisor can offer assurances that the Index's calculation methodology or sources of information will provide an accurate assessment of included issuers. Unusual market conditions or issuer-specific events may cause the Index Provider to postpone a scheduled rebalance, exclude or substitute a security in the Index or undertake other measures which could cause the Index to vary from its normal or expected composition. The postponement of a scheduled rebalance in a time of market volatility could mean that constituents that would otherwise be removed at rebalance due to changes in market capitalizations, issuer credit ratings, or other reasons may remain, causing the performance and constituents of the Index to vary from those expected under normal conditions. Apart from scheduled rebalances, the Index Provider or its agents may carry out additional ad hoc rebalances to the Index due to unusual market conditions or in order, for example, to correct an error in the selection of index constituents.

LARGE CAPITALIZATION COMPANIES RISK. Large capitalization companies may grow at a slower rate and be less able to adapt to changing market conditions than smaller capitalization companies. Thus, the return on investment in securities of

large capitalization companies may be less than the return on investment in securities of small and/or mid capitalization companies. The performance of large capitalization companies also tends to trail the overall market during different market cycles.

MARKET CAPITALIZATION DEVIATION RISK. There can be no assurance that the securities held by the Fund will stay within the Fund's intended market capitalization range. As a result, the Fund may be exposed to additional risk or investors may not be given the opportunity to invest fully in a certain market capitalization range.

MARKET MAKER RISK. The Fund faces numerous market trading risks, including the potential lack of an active market for Fund shares due to a limited number of market makers. Decisions by market makers or authorized participants to reduce their role or step away from these activities in times of market stress could inhibit the effectiveness of the arbitrage process in maintaining the relationship between the underlying values of the Fund's portfolio securities and the Fund's market price. The Fund may rely on a small number of third-party market makers to provide a market for the purchase and sale of shares. Any trading halt or other problem relating to the trading activity of these market makers could result in a dramatic change in the spread between the Fund's net asset value and the price at which the Fund's shares are trading on the Exchange, which could result in a decrease in value of the Fund's shares. This reduced effectiveness could result in Fund shares trading at a discount to net asset value and also in greater than normal intraday bid-ask spreads for Fund shares.

MARKET RISK. Market risk is the risk that a particular investment, or shares of the Fund in general, may fall in value. Securities are subject to market fluctuations caused by real or perceived adverse economic, political, and regulatory factors or market developments, changes in interest rates and perceived trends in securities prices. Shares of the Fund could decline in value or underperform other investments. In addition, local, regional or global events such as war, acts of terrorism, market manipulation, government defaults, government shutdowns, regulatory actions, political changes, diplomatic developments, the imposition of sanctions and other similar measures, spread of infectious diseases or other public health issues, recessions, natural disasters, or other events could have a significant negative impact on the Fund and its investments. Any of such circumstances could have a materially negative impact on the value of the Fund's shares, the liquidity of an investment, and may result in increased market volatility. During any such events, the Fund's shares may trade at increased premiums or discounts to their net asset value, the bid/ask spread on the Fund's shares may widen and the returns on investment may fluctuate.

NON-CORRELATION RISK. The Fund's return may not match the return of the Index for a number of reasons. The Fund incurs operating expenses not applicable to the Index, and may incur costs in buying and selling securities, especially when rebalancing the Fund's portfolio holdings to reflect changes in the composition of the Index. In addition, the Fund's portfolio holdings may not exactly replicate the securities included in the Index or the ratios between the securities included in the Index. Additionally, in order to comply with its investment strategies and policies, the Fund portfolio may deviate from the composition of the Index. Accordingly, the Fund's return may underperform the return of the Index.

OPERATIONAL RISK. The Fund is subject to risks arising from various operational factors, including, but not limited to, human error, processing and communication errors, errors of the Fund's service providers, counterparties or other third-parties, failed or inadequate processes and technology or systems failures. The Fund relies on third-parties for a range of services, including custody. Any delay or failure relating to engaging or maintaining such service providers may affect the Fund's ability to meet its investment objective. Although the Fund and the Fund's investment advisor seek to reduce these operational risks through controls and procedures, there is no way to completely protect against such risks.

PASSIVE INVESTMENT RISK. The Fund is not actively managed. The Fund invests in securities included in or representative of the Index regardless of investment merit. The Fund generally will not attempt to take defensive positions in declining markets. In the event that the Index is no longer calculated, the Index license is terminated or the identity or character of the Index is materially changed, the Fund will seek to engage a replacement index.

PORTFOLIO TURNOVER RISK. High portfolio turnover may result in the Fund paying higher levels of transaction costs and may generate greater tax liabilities for shareholders. Portfolio turnover risk may cause the Fund's performance to be less than expected.

PREMIUM/DISCOUNT RISK. The market price of the Fund's shares will generally fluctuate in accordance with changes in the Fund's net asset value as well as the relative supply of and demand for shares on the Exchange. The Fund's investment advisor cannot predict whether shares will trade below, at or above their net asset value because the shares trade on the Exchange at market prices and not at net asset value. Price differences may be due, in large part, to the fact that supply and demand forces at work in the secondary trading market for shares will be closely related, but not identical, to the same forces influencing

First Trust Multi Cap Value AlphaDEX® Fund (FAB)

the prices of the holdings of the Fund trading individually or in the aggregate at any point in time. However, given that shares can only be purchased and redeemed in Creation Units, and only to and from broker-dealers and large institutional investors that have entered into participation agreements (unlike shares of closed-end funds, which frequently trade at appreciable discounts from, and sometimes at premiums to, their net asset value), the Fund's investment advisor believes that large discounts or premiums to the net asset value of shares should not be sustained. During stressed market conditions, the market for the Fund's shares may become less liquid in response to deteriorating liquidity in the market for the Fund's underlying portfolio holdings, which could in turn lead to differences between the market price of the Fund's shares and their net asset value and the bid/ask spread on the Fund's shares may widen.

SMALLER COMPANIES RISK. Small and/or mid capitalization companies may be more vulnerable to adverse general market or economic developments, and their securities may be less liquid and may experience greater price volatility than larger, more established companies as a result of several factors, including limited trading volumes, fewer products or financial resources, management inexperience and less publicly available information. Accordingly, such companies are generally subject to greater market risk than larger, more established companies.

TRADING ISSUES RISK. Trading in Fund shares on the Exchange may be halted due to market conditions or for reasons that, in the view of the Exchange, make trading in shares inadvisable. In addition, trading in Fund shares on the Exchange is subject to trading halts caused by extraordinary market volatility pursuant to the Exchange's "circuit breaker" rules. There can be no assurance that the requirements of the Exchange necessary to maintain the listing of the Fund will continue to be met or will remain unchanged. The Fund may have difficulty maintaining its listing on the Exchange in the event the Fund's assets are small, the Fund does not have enough shareholders, or if the Fund is unable to proceed with creation and/or redemption orders.

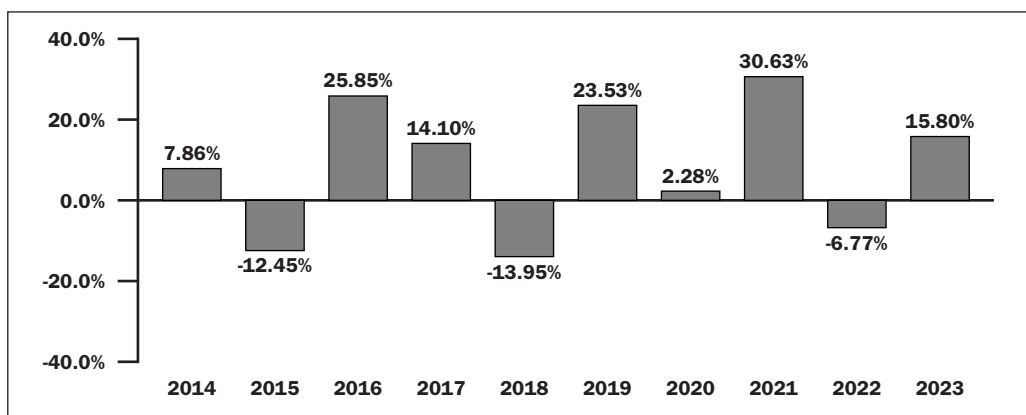
VALUE STOCKS INVESTMENT RISK. The intrinsic value of a stock with value characteristics may not be fully recognized by the market for a long time or a stock judged to be undervalued may actually be appropriately priced at a low level.

Annual Total Return

The bar chart and table below illustrate the annual calendar year returns of the Fund based on net asset value as well as the average annual Fund and Index returns. The bar chart and table provide an indication of the risks of investing in the Fund by showing changes in the Fund's performance from year-to-year and by showing how the Fund's average annual total returns based on net asset value compared to those of the Index, a broad-based market index and three market indices. The Fund's performance information is accessible on the Fund's website at <http://www.ftportfolios.com>.

On April 8, 2016, the Fund's underlying index changed from the Defined Multi Cap Value Index to the Nasdaq AlphaDEX Multi Cap Value™ Index. Therefore, the Fund's performance and total returns shown below are not necessarily indicative of the performance that the Fund, based on its current Index, would have generated. Returns for an underlying index are only disclosed for those periods in which the index was in existence for the whole period. Because the Fund's new underlying index had an inception date of January 11, 2016, it was not in existence for any of the periods disclosed. The new Index is substantially similar to the Defined Multi Cap Value Index.

First Trust Multi Cap Value AlphaDEX® Fund Calendar Year Total Returns as of 12/31 ⁽¹⁾



(1) The Fund's calendar year-to-date total return based on net asset value for the period 12/31/23 to 09/30/24 was 9.69%.

First Trust Multi Cap Value AlphaDEX® Fund (FAB)

During the periods shown in the chart above:

	Return	Period Ended
Best Quarter	28.70%	June 30, 2020
Worst Quarter	-37.95%	March 31, 2020
Year-to-Date	9.69%	September 30, 2024

The Fund's past performance (before and after taxes) is not necessarily an indication of how the Fund will perform in the future.

All after-tax returns are calculated using the historical highest individual federal marginal income tax rates and do not reflect the impact of any state or local tax. Returns after taxes on distributions reflect the taxed return on the payment of dividends and capital gains. Returns after taxes on distributions and sale of shares assume you sold your shares at period end, and, therefore, are also adjusted for any capital gains or losses incurred. Returns for an index do not include expenses, which are deducted from Fund returns, or taxes.

Your own actual after-tax returns will depend on your specific tax situation and may differ from what is shown here. After-tax returns are not relevant to investors who hold Fund shares in tax-deferred accounts such as individual retirement accounts (IRAs) or employee-sponsored retirement plans.

Average Annual Total Returns for the Periods Ended December 31, 2023

	1 Year	5 Years	10 Years	Since Inception	Inception Date
Return Before Taxes	15.80%	12.25%	7.59%	7.58%	5/8/2007
Return After Taxes on Distributions	14.83%	11.42%	6.84%	6.91%	
Return After Taxes on Distributions and Sale of Fund Shares	9.31%	9.35%	5.73%	5.95%	
Nasdaq AlphaDEX Multi Cap Value™ Index ⁽¹⁾ (reflects no deduction for fees, expenses or taxes)	16.65%	13.06%	N/A	N/A	
Nasdaq US Multi Cap Value™ Index ⁽¹⁾ (reflects no deduction for fees, expenses or taxes)	20.01%	13.52%	N/A	N/A	
S&P Composite 1500® Index (reflects no deduction for fees, expenses or taxes)	25.47%	15.39%	11.76%	9.30%	
S&P Composite 1500® Value Index (reflects no deduction for fees, expenses or taxes)	21.64%	13.98%	9.91%	7.39%	
Russell 3000® Index (reflects no deduction for fees, expenses or taxes)	25.96%	15.16%	11.48%	9.15%	

⁽¹⁾ Performance data is not available for all the periods shown in the table for the index because performance data does not exist for some of the entire periods.

Management

Investment Advisor

First Trust Advisors L.P. ("First Trust" or the "Advisor")

Portfolio Managers

The Fund's portfolio is managed by a team (the "Investment Committee") consisting of:

- Daniel J. Lindquist, Chairman of the Investment Committee and Managing Director of First Trust
- David G. McGarel, Chief Investment Officer, Chief Operating Officer and Managing Director of First Trust
- Jon C. Erickson, Senior Vice President of First Trust
- Roger F. Testin, Senior Vice President of First Trust
- Stan Ueland, Senior Vice President of First Trust
- Chris A. Peterson, Senior Vice President of First Trust
- Erik Russo, Vice President of First Trust

The Investment Committee members are primarily and jointly responsible for the day-to-day management of the Fund. Each Investment Committee member has served as a part of the portfolio management team of the Fund since 2007, except for Chris A. Peterson and Erik Russo who have served as part of the portfolio management team of the Fund since 2016 and 2020, respectively.

Purchase and Sale of Fund Shares

The Fund issues and redeems shares on a continuous basis, at net asset value, only in large blocks of shares called "Creation Units." Individual shares of the Fund may only be purchased and sold on the secondary market through a broker-dealer. Since shares of the Fund trade on securities exchanges in the secondary market at their market price rather than their net asset value, the Fund's shares may trade at a price greater than (premium) or less than (discount) the Fund's net asset value. An investor may incur costs attributable to the difference between the highest price a buyer is willing to pay to purchase shares of the Fund (bid) and the lowest price a seller is willing to accept for shares of the Fund (ask) when buying or selling shares in the secondary market (the "bid-ask spread"). Recent information, including the Fund's net asset value, market price, premiums and discounts, bid-ask spreads and the median bid-ask spread for the Fund's most recent fiscal year, is available online at <http://www.ftportfolios.com/Retail/etf/home.aspx>.

Tax Information

The Fund's distributions are taxable and will generally be taxed as ordinary income or capital gains. Distributions on shares held in a tax-deferred account, while not immediately taxable, will be subject to tax when the shares are no longer held in a tax-deferred account.

Payments to Broker-Dealers and Other Financial Intermediaries

If you purchase shares of the Fund through a broker-dealer, registered investment adviser, bank or other financial intermediary (collectively, "intermediaries"), First Trust and First Trust Portfolios L.P., the Fund's distributor, may pay the intermediary for the sale of Fund shares and related services. These payments may create a conflict of interest by influencing the broker-dealer or other intermediary and your salesperson to recommend the Fund over another investment. Ask your salesperson or visit your financial intermediary's website for more information.

SUMMARY INFORMATION

First Trust Small Cap Core AlphaDEX® Fund (FYX)

Investment Objective

The First Trust Small Cap Core AlphaDEX® Fund (the “Fund”) seeks investment results that correspond generally to the price and yield (before the Fund’s fees and expenses) of an equity index called the Nasdaq AlphaDEX Small Cap Core™ Index (the “Index”).

Fees and Expenses of the Fund

The following table describes the fees and expenses you may pay if you buy, hold and sell shares of the Fund. **Investors may pay other fees, such as brokerage commissions and other fees to financial intermediaries, which are not reflected in the table and example below.**

Shareholder Fees

(fees paid directly from your investment)

Maximum Sales Charge (Load) Imposed on Purchases (as a percentage of offering price)	None
--------------------------------------------------------------------------------------	------

Annual Fund Operating Expenses

(expenses that you pay each year as a percentage of the value of your investment)

Management Fees	0.50%
Distribution and Service (12b-1) Fees	0.00%
Other Expenses	0.09%
Acquired Fund Fees and Expenses	0.02%
Total Annual Fund Operating Expenses	0.61%
Fee Waiver and Expense Reimbursement ⁽¹⁾	0.00%
Net Annual Fund Operating Expenses	0.61%

⁽¹⁾ First Trust Advisors L.P., the Fund’s investment advisor, has agreed to waive fees and/or reimburse Fund expenses to the extent that the operating expenses of the Fund (excluding interest expense, brokerage commissions and other trading expenses, taxes and extraordinary expenses) exceed 0.70% of its average daily net assets (the “Expense Cap”) at least through November 30, 2025. The agreement may be terminated by the Trust, on behalf of the Fund, at any time and by the Fund’s investment advisor only after November 30, 2025 upon 60 days’ written notice.

Example

The example below is intended to help you compare the cost of investing in the Fund with the cost of investing in other funds.

The example assumes that you invest \$10,000 in the Fund for the time periods indicated and then hold or sell all of your shares at the end of those periods. The example also assumes that your investment has a 5% return each year and that the Fund’s operating expenses remain at current levels. Although your actual costs may be higher or lower, based on these assumptions your costs would be:

1 Year	3 Years	5 Years	10 Years
\$62	\$195	\$340	\$762

Portfolio Turnover

The Fund pays transaction costs, such as commissions, when it buys and sells securities (or “turns over” its portfolio). A higher portfolio turnover rate may indicate higher transaction costs and may result in higher taxes when Fund shares are held in a taxable account. These costs, which are not reflected in annual fund operating expenses or in the example, affect the Fund’s performance. During the most recent fiscal year, the Fund’s portfolio turnover rate was 112% of the average value of its portfolio.

Principal Investment Strategies

The Fund will normally invest at least 90% of its net assets (including investment borrowings) in the securities that comprise the Index. The Fund, using an “indexing” investment approach, attempts to replicate, before fees and expenses, the

First Trust Small Cap Core AlphaDEX® Fund (FYX)

performance of the Index. The Index is owned and is developed, maintained and sponsored by Nasdaq, Inc. (the “*Index Provider*”). The Index Provider may, from time to time, exercise reasonable discretion as it deems appropriate in order to maintain Index integrity.

According to the Index Provider, the Index employs the AlphaDEX® security selection methodology to select and weight securities from the Nasdaq US 700 Small Cap™ Index (the “*Base Index*”). The AlphaDEX® security selection methodology aims to select securities that may generate positive alpha, or risk-adjusted returns, relative to traditional indices. Alpha is an indication of how much an investment outperforms or underperforms on a risk-adjusted basis relative to its benchmark. The Base Index is a comprehensive, rules-based index designed to measure the performance of the securities that are ranked 1101 to 1800 by full company market capitalization from the Nasdaq US Benchmark™ Index.

According to the Index Provider, security selection for the Index will be conducted in the following manner:

1. The selection universe for the Index begins with all stocks in the Base Index.
2. The Index Provider then removes any duplicate (multiple share classes) stocks and stocks which do not meet the Index Provider’s liquidity screens.
3. The remaining stocks in the universe are then ranked on both growth and value factors. Each stock is classified as either a value stock or a growth stock, as determined by the Index Provider. A stock classified as a value stock will receive its value rank as its “selection score” and a stock classified as a growth stock will receive its growth rank as its “selection score.”
4. The top 525 stocks based on the selection score determined in step 3 comprise the “selected stocks.” The selected stocks are then split into quintiles based on their selection score, with higher scoring quintiles receiving a greater weight in the Index.

The Index is reconstituted and rebalanced quarterly and the Fund will make corresponding changes to its portfolio shortly after the Index changes are made public. The Index’s quarterly rebalance and reconstitution schedule may cause the Fund to experience a higher rate of portfolio turnover. The Fund will be concentrated in an industry or a group of industries to the extent that the Index is so concentrated. As of October 31, 2024, the Index was composed of 525 securities with a market capitalization range of \$631.42 million to \$11.28 billion. The securities of companies represented in the Index generally have market capitalizations that are consistent with the name of the Index. However, the Fund will not sell a security because the security has exceeded or fallen below the current market capitalization range of the Index. The Fund’s investments will change as the Index changes and, as a result, the Fund may have significant investments in jurisdictions or investment sectors from time to time. To the extent the Fund invests a significant portion of its assets in a given jurisdiction or investment sector, the Fund may be exposed to the risks associated with that jurisdiction or investment sector.

Principal Risks

You could lose money by investing in the Fund. An investment in the Fund is not a deposit of a bank and is not insured or guaranteed by the Federal Deposit Insurance Corporation or any other governmental agency. There can be no assurance that the Fund’s investment objective will be achieved. The order of the below risk factors does not indicate the significance of any particular risk factor.

AUTHORIZED PARTICIPANT CONCENTRATION RISK. Only an authorized participant may engage in creation or redemption transactions directly with the Fund. A limited number of institutions act as authorized participants for the Fund. To the extent that these institutions exit the business or are unable to proceed with creation and/or redemption orders and no other authorized participant steps forward to create or redeem, the Fund’s shares may trade at a premium or discount (the difference between the market price of the Fund’s shares and the Fund’s net asset value) and possibly face delisting and the bid/ask spread (the difference between the price that someone is willing to pay for shares of the Fund at a specific point in time versus the price at which someone is willing to sell) on the Fund’s shares may widen.

CURRENT MARKET CONDITIONS RISK. Current market conditions risk is the risk that a particular investment, or shares of the Fund in general, may fall in value due to current market conditions. As a means to fight inflation, which remains at elevated levels, the Federal Reserve and certain foreign central banks have raised interest rates; however, the Federal Reserve has recently lowered interest rates and may continue to do so. U.S. regulators have proposed several changes to market and issuer regulations which would directly impact the Fund, and any regulatory changes could adversely impact the Fund’s ability to achieve its investment strategies or make certain investments. Recent and potential future bank failures could result in disruption to the broader banking industry or markets generally and reduce confidence in financial institutions and the economy as a whole, which may also heighten market volatility and reduce liquidity. Additionally, challenges in commercial real estate

markets, including rising interest rates, declining valuations and increasing vacancies, could have a broader impact on financial markets. The ongoing adversarial political climate in the United States, as well as political and diplomatic events both domestic and abroad, have and may continue to have an adverse impact the U.S. regulatory landscape, markets and investor behavior, which could have a negative impact on the Fund's investments and operations. The change in administration resulting from the 2024 United States national elections could result in significant impacts to international trade relations, tax and immigration policies, and other aspects of the national and international political and financial landscape, which could affect, among other things, inflation and the securities markets generally. Other unexpected political, regulatory and diplomatic events within the U.S. and abroad may affect investor and consumer confidence and may adversely impact financial markets and the broader economy. For example, ongoing armed conflicts between Russia and Ukraine in Europe and among Israel, Iran, Hamas and other militant groups in the Middle East, have caused and could continue to cause significant market disruptions and volatility within the markets in Russia, Europe, the Middle East and the United States. The hostilities and sanctions resulting from those hostilities have and could continue to have a significant impact on certain Fund investments as well as Fund performance and liquidity. The economies of the United States and its trading partners, as well as the financial markets generally, may be adversely impacted by trade disputes and other matters. For example, the United States has imposed trade barriers and restrictions on China. In addition, the Chinese government is engaged in a longstanding dispute with Taiwan, continually threatening an invasion. If the political climate between the United States and China does not improve or continues to deteriorate, if China were to attempt invading Taiwan, or if other geopolitical conflicts develop or worsen, economies, markets and individual securities may be adversely affected, and the value of the Fund's assets may go down. A public health crisis and the ensuing policies enacted by governments and central banks may cause significant volatility and uncertainty in global financial markets, negatively impacting global growth prospects. As the COVID-19 global pandemic illustrated, such events may affect certain geographic regions, countries, sectors and industries more significantly than others. Advancements in technology may also adversely impact markets and the overall performance of the Fund. For instance, the economy may be significantly impacted by the advanced development and increased regulation of artificial intelligence. Additionally, cyber security breaches of both government and non-government entities could have negative impacts on infrastructure and the ability of such entities, including the Fund, to operate properly. These events, and any other future events, may adversely affect the prices and liquidity of the Fund's portfolio investments and could result in disruptions in the trading markets.

CYBER SECURITY RISK. The Fund is susceptible to operational risks through breaches in cyber security. A breach in cyber security refers to both intentional and unintentional events that may cause the Fund to lose proprietary information, suffer data corruption or lose operational capacity. Such events could cause the Fund to incur regulatory penalties, reputational damage, additional compliance costs associated with corrective measures and/or financial loss. Cyber security breaches may involve unauthorized access to the Fund's digital information systems through "hacking" or malicious software coding but may also result from outside attacks such as denial-of-service attacks through efforts to make network services unavailable to intended users. In addition, cyber security breaches of the issuers of securities in which the Fund invests or the Fund's third-party service providers, such as its administrator, transfer agent, custodian, or sub-advisor, as applicable, can also subject the Fund to many of the same risks associated with direct cyber security breaches. Although the Fund has established risk management systems designed to reduce the risks associated with cyber security, there is no guarantee that such efforts will succeed, especially because the Fund does not directly control the cyber security systems of issuers or third-party service providers.

EQUITY SECURITIES RISK. The value of the Fund's shares will fluctuate with changes in the value of the equity securities in which it invests. Equity securities prices fluctuate for several reasons, including changes in investors' perceptions of the financial condition of an issuer or the general condition of the relevant equity market, such as market volatility, or when political or economic events affecting an issuer occur. Common stock prices may be particularly sensitive to rising interest rates, as the cost of capital rises and borrowing costs increase. Equity securities may decline significantly in price over short or extended periods of time, and such declines may occur in the equity market as a whole, or they may occur in only a particular country, company, industry or sector of the market.

GROWTH STOCKS INVESTMENT RISK. Stocks exhibiting growth characteristics tend to be more volatile than certain other types of stocks and their prices usually fluctuate more dramatically than the overall stock market. A stock with growth characteristics can have sharp price declines due to decreases in current or expected earnings and may lack dividend payments that can help cushion its share price during declining markets.

INDEX CONCENTRATION RISK. The Fund will be concentrated in an industry or a group of industries to the extent that the Index is so concentrated. To the extent that the Fund invests a significant percentage of its assets in a single asset class or the securities of issuers within the same country, state, region, industry or sector, an adverse economic, business or political development may affect the value of the Fund's investments more than if the Fund were more broadly diversified. A significant

exposure makes the Fund more susceptible to any single occurrence and may subject the Fund to greater market risk than a fund that is more broadly diversified. There may be instances in which the Index, for a variety of reasons including changes in the prices of individual securities held by the Fund, has a larger exposure to a small number of stocks or a single stock relative to the rest of the stocks in the Index. Under such circumstances, the Fund will not deviate from the Index except in rare circumstances or in an immaterial way and therefore the Fund's returns would be more greatly influenced by the returns of the stock(s) with the larger exposure.

INDEX OR MODEL CONSTITUENT RISK. The Fund may be a constituent of one or more indices or ETF models. As a result, the Fund may be included in one or more index-tracking exchange-traded funds or mutual funds. Being a component security of such a vehicle could greatly affect the trading activity involving the Fund's shares, the size of the Fund and the market volatility of the Fund. Inclusion in an index could increase demand for the Fund and removal from an index could result in outsized selling activity in a relatively short period of time. As a result, the Fund's net asset value could be negatively impacted and the Fund's market price may be below the Fund's net asset value during certain periods. In addition, index rebalances may potentially result in increased trading activity in the Fund's shares.

INDEX PROVIDER RISK. There is no assurance that the Index Provider, or any agents that act on its behalf, will compile the Index accurately, or that the Index will be determined, maintained, constructed, reconstituted, rebalanced, composed, calculated or disseminated accurately. The Index Provider and its agents do not provide any representation or warranty in relation to the quality, accuracy or completeness of data in the Index, and do not guarantee that the Index will be calculated in accordance with its stated methodology. The Advisor's mandate as described in this prospectus is to manage the Fund consistently with the Index provided by the Index Provider. The Advisor relies upon the Index provider and its agents to accurately compile, maintain, construct, reconstitute, rebalance, compose, calculate and disseminate the Index accurately. Therefore, losses or costs associated with any Index Provider or agent errors generally will be borne by the Fund and its shareholders. To correct any such error, the Index Provider or its agents may carry out an unscheduled rebalance of the Index or other modification of Index constituents or weightings. When the Fund in turn rebalances its portfolio, any transaction costs and market exposure arising from such portfolio rebalancing will be borne by the Fund and its shareholders. Unscheduled rebalances also expose the Fund to additional tracking error risk. Errors in respect of the quality, accuracy and completeness of the data used to compile the Index may occur from time to time and may not be identified and corrected by the Index Provider for a period of time or at all, particularly where the Index is less commonly used as a benchmark by funds or advisors. For example, during a period where the Index contains incorrect constituents, the Fund tracking the Index would have market exposure to such constituents and would be underexposed to the Index's other constituents. Such errors may negatively impact the Fund and its shareholders. The Index Provider and its agents rely on various sources of information to assess the criteria of issuers included in the Index, including information that may be based on assumptions and estimates. Neither the Fund nor the Advisor can offer assurances that the Index's calculation methodology or sources of information will provide an accurate assessment of included issuers. Unusual market conditions or issuer-specific events may cause the Index Provider to postpone a scheduled rebalance, exclude or substitute a security in the Index or undertake other measures which could cause the Index to vary from its normal or expected composition. The postponement of a scheduled rebalance in a time of market volatility could mean that constituents that would otherwise be removed at rebalance due to changes in market capitalizations, issuer credit ratings, or other reasons may remain, causing the performance and constituents of the Index to vary from those expected under normal conditions. Apart from scheduled rebalances, the Index Provider or its agents may carry out additional ad hoc rebalances to the Index due to unusual market conditions or in order, for example, to correct an error in the selection of index constituents.

MARKET CAPITALIZATION DEVIATION RISK. There can be no assurance that the securities held by the Fund will stay within the Fund's intended market capitalization range. As a result, the Fund may be exposed to additional risk or investors may not be given the opportunity to invest fully in a certain market capitalization range.

MARKET MAKER RISK. The Fund faces numerous market trading risks, including the potential lack of an active market for Fund shares due to a limited number of market makers. Decisions by market makers or authorized participants to reduce their role or step away from these activities in times of market stress could inhibit the effectiveness of the arbitrage process in maintaining the relationship between the underlying values of the Fund's portfolio securities and the Fund's market price. The Fund may rely on a small number of third-party market makers to provide a market for the purchase and sale of shares. Any trading halt or other problem relating to the trading activity of these market makers could result in a dramatic change in the spread between the Fund's net asset value and the price at which the Fund's shares are trading on the Exchange, which could result in a decrease in value of the Fund's shares. This reduced effectiveness could result in Fund shares trading at a discount to net asset value and also in greater than normal intraday bid-ask spreads for Fund shares.

MARKET RISK. Market risk is the risk that a particular investment, or shares of the Fund in general, may fall in value. Securities are subject to market fluctuations caused by real or perceived adverse economic, political, and regulatory factors or market developments, changes in interest rates and perceived trends in securities prices. Shares of the Fund could decline in value or underperform other investments. In addition, local, regional or global events such as war, acts of terrorism, market manipulation, government defaults, government shutdowns, regulatory actions, political changes, diplomatic developments, the imposition of sanctions and other similar measures, spread of infectious diseases or other public health issues, recessions, natural disasters, or other events could have a significant negative impact on the Fund and its investments. Any of such circumstances could have a materially negative impact on the value of the Fund's shares, the liquidity of an investment, and may result in increased market volatility. During any such events, the Fund's shares may trade at increased premiums or discounts to their net asset value, the bid/ask spread on the Fund's shares may widen and the returns on investment may fluctuate.

NON-CORRELATION RISK. The Fund's return may not match the return of the Index for a number of reasons. The Fund incurs operating expenses not applicable to the Index, and may incur costs in buying and selling securities, especially when rebalancing the Fund's portfolio holdings to reflect changes in the composition of the Index. In addition, the Fund's portfolio holdings may not exactly replicate the securities included in the Index or the ratios between the securities included in the Index. Additionally, in order to comply with its investment strategies and policies, the Fund portfolio may deviate from the composition of the Index. Accordingly, the Fund's return may underperform the return of the Index.

OPERATIONAL RISK. The Fund is subject to risks arising from various operational factors, including, but not limited to, human error, processing and communication errors, errors of the Fund's service providers, counterparties or other third-parties, failed or inadequate processes and technology or systems failures. The Fund relies on third-parties for a range of services, including custody. Any delay or failure relating to engaging or maintaining such service providers may affect the Fund's ability to meet its investment objective. Although the Fund and the Fund's investment advisor seek to reduce these operational risks through controls and procedures, there is no way to completely protect against such risks.

PASSIVE INVESTMENT RISK. The Fund is not actively managed. The Fund invests in securities included in or representative of the Index regardless of investment merit. The Fund generally will not attempt to take defensive positions in declining markets. In the event that the Index is no longer calculated, the Index license is terminated or the identity or character of the Index is materially changed, the Fund will seek to engage a replacement index.

PORTFOLIO TURNOVER RISK. High portfolio turnover may result in the Fund paying higher levels of transaction costs and may generate greater tax liabilities for shareholders. Portfolio turnover risk may cause the Fund's performance to be less than expected.

PREMIUM/DISCOUNT RISK. The market price of the Fund's shares will generally fluctuate in accordance with changes in the Fund's net asset value as well as the relative supply of and demand for shares on the Exchange. The Fund's investment advisor cannot predict whether shares will trade below, at or above their net asset value because the shares trade on the Exchange at market prices and not at net asset value. Price differences may be due, in large part, to the fact that supply and demand forces at work in the secondary trading market for shares will be closely related, but not identical, to the same forces influencing the prices of the holdings of the Fund trading individually or in the aggregate at any point in time. However, given that shares can only be purchased and redeemed in Creation Units, and only to and from broker-dealers and large institutional investors that have entered into participation agreements (unlike shares of closed-end funds, which frequently trade at appreciable discounts from, and sometimes at premiums to, their net asset value), the Fund's investment advisor believes that large discounts or premiums to the net asset value of shares should not be sustained. During stressed market conditions, the market for the Fund's shares may become less liquid in response to deteriorating liquidity in the market for the Fund's underlying portfolio holdings, which could in turn lead to differences between the market price of the Fund's shares and their net asset value and the bid/ask spread on the Fund's shares may widen.

SMALL CAPITALIZATION COMPANIES RISK. Small capitalization companies may be more vulnerable to adverse general market or economic developments, and their securities may be less liquid and may experience greater price volatility than large and mid capitalization companies as a result of several factors, including limited trading volumes, fewer products or financial resources, management inexperience and less publicly available information. Accordingly, such companies are generally subject to greater market risk than large and mid capitalization companies.

TRADING ISSUES RISK. Trading in Fund shares on the Exchange may be halted due to market conditions or for reasons that, in the view of the Exchange, make trading in shares inadvisable. In addition, trading in Fund shares on the Exchange is subject to trading halts caused by extraordinary market volatility pursuant to the Exchange's "circuit breaker" rules. There can be no

First Trust Small Cap Core AlphaDEX® Fund (FYX)

assurance that the requirements of the Exchange necessary to maintain the listing of the Fund will continue to be met or will remain unchanged. The Fund may have difficulty maintaining its listing on the Exchange in the event the Fund's assets are small, the Fund does not have enough shareholders, or if the Fund is unable to proceed with creation and/or redemption orders.

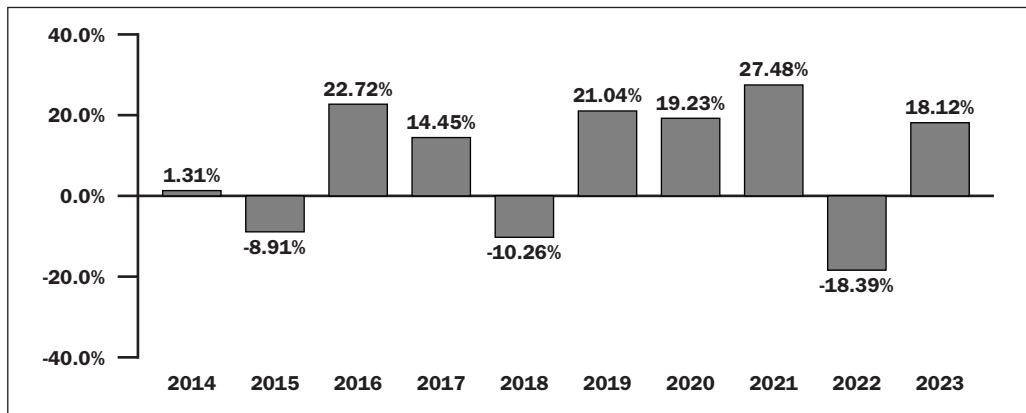
VALUE STOCKS INVESTMENT RISK. The intrinsic value of a stock with value characteristics may not be fully recognized by the market for a long time or a stock judged to be undervalued may actually be appropriately priced at a low level.

Annual Total Return

The bar chart and table below illustrate the annual calendar year returns of the Fund based on net asset value as well as the average annual Fund and Index returns. The bar chart and table provide an indication of the risks of investing in the Fund by showing changes in the Fund's performance from year-to-year and by showing how the Fund's average annual total returns based on net asset value compared to those of the Index, the Base Index, a broad-based market index and a market index. The Fund's performance information is accessible on the Fund's website at <http://www.ftportfolios.com>.

On April 8, 2016, the Fund's underlying index changed from the Defined Small Cap Core Index to the Nasdaq AlphaDEX Small Cap Core™ Index. Therefore, the Fund's performance and total returns shown below are not necessarily indicative of the performance that the Fund, based on its current Index, would have generated. Returns for an underlying index are only disclosed for those periods in which the index was in existence for the whole period. Because the Fund's new underlying index had an inception date of January 11, 2016, it was not in existence for any of the periods disclosed. The new Index is substantially similar to the Defined Small Cap Core Index.

First Trust Small Cap Core AlphaDEX® Fund Calendar Year Total Returns as of 12/31 ⁽¹⁾



(1) The Fund's calendar year-to-date total return based on net asset value for the period 12/31/23 to 09/30/24 was 9.83%.

During the periods shown in the chart above:

	Return	Period Ended
Best Quarter	33.21%	December 31, 2020
Worst Quarter	-36.40%	March 31, 2020
Year-to-Date	9.83%	September 30, 2024

The Fund's past performance (before and after taxes) is not necessarily an indication of how the Fund will perform in the future.

All after-tax returns are calculated using the historical highest individual federal marginal income tax rates and do not reflect the impact of any state or local tax. Returns after taxes on distributions reflect the taxed return on the payment of dividends and capital gains. Returns after taxes on distributions and sale of shares assume you sold your shares at period end, and, therefore, are also adjusted for any capital gains or losses incurred. Returns for an index do not include expenses, which are deducted from Fund returns, or taxes.

First Trust Small Cap Core AlphaDEX® Fund (FYX)

Your own actual after-tax returns will depend on your specific tax situation and may differ from what is shown here. After-tax returns are not relevant to investors who hold Fund shares in tax-deferred accounts such as individual retirement accounts (IRAs) or employee-sponsored retirement plans.

Average Annual Total Returns for the Periods Ended December 31, 2023

	1 Year	5 Years	10 Years	Since Inception	Inception Date
Return Before Taxes	18.12%	12.14%	7.51%	7.72%	5/8/2007
Return After Taxes on Distributions	17.48%	11.67%	7.10%	7.40%	
Return After Taxes on Distributions and Sale of Fund Shares	10.70%	9.46%	5.87%	6.32%	
Nasdaq AlphaDEX Small Cap Core™ Index ⁽¹⁾ (reflects no deduction for fees, expenses or taxes)	18.95%	12.92%	N/A	N/A	
Nasdaq US 700 Small Cap™ Index ⁽¹⁾ (reflects no deduction for fees, expenses or taxes)	18.22%	11.23%	N/A	N/A	
S&P SmallCap 600® Index (reflects no deduction for fees, expenses or taxes)	16.05%	11.03%	8.66%	8.42%	
Russell 3000® Index (reflects no deduction for fees, expenses or taxes)	25.96%	15.16%	11.48%	9.15%	

⁽¹⁾ Performance data is not available for all the periods shown in the table for the index because performance data does not exist for some of the entire periods.

Management

Investment Advisor

First Trust Advisors L.P. (“First Trust” or the “Advisor”)

Portfolio Managers

The Fund’s portfolio is managed by a team (the “Investment Committee”) consisting of:

- Daniel J. Lindquist, Chairman of the Investment Committee and Managing Director of First Trust
- David G. McGarel, Chief Investment Officer, Chief Operating Officer and Managing Director of First Trust
- Jon C. Erickson, Senior Vice President of First Trust
- Roger F. Testin, Senior Vice President of First Trust
- Stan Ueland, Senior Vice President of First Trust
- Chris A. Peterson, Senior Vice President of First Trust
- Erik Russo, Vice President of First Trust

The Investment Committee members are primarily and jointly responsible for the day-to-day management of the Fund. Each Investment Committee member has served as a part of the portfolio management team of the Fund since 2007, except for Chris A. Peterson and Erik Russo who have served as part of the portfolio management team of the Fund since 2016 and 2020, respectively.

Purchase and Sale of Fund Shares

The Fund issues and redeems shares on a continuous basis, at net asset value, only in large blocks of shares called “Creation Units.” Individual shares of the Fund may only be purchased and sold on the secondary market through a broker-dealer. Since shares of the Fund trade on securities exchanges in the secondary market at their market price rather than their net asset value, the Fund’s shares may trade at a price greater than (premium) or less than (discount) the Fund’s net asset value. An investor may incur costs attributable to the difference between the highest price a buyer is willing to pay to purchase shares of the Fund (bid) and the lowest price a seller is willing to accept for shares of the Fund (ask) when buying or selling shares in the secondary market (the “bid-ask spread”). Recent information, including the Fund’s net asset value, market price, premiums

and discounts, bid-ask spreads and the median bid-ask spread for the Fund's most recent fiscal year, is available online at <http://www.ftportfolios.com/Retail/etf/home.aspx>.

Tax Information

The Fund's distributions are taxable and will generally be taxed as ordinary income or capital gains. Distributions on shares held in a tax-deferred account, while not immediately taxable, will be subject to tax when the shares are no longer held in a tax-deferred account.

Payments to Broker-Dealers and Other Financial Intermediaries

If you purchase shares of the Fund through a broker-dealer, registered investment adviser, bank or other financial intermediary (collectively, "intermediaries"), First Trust and First Trust Portfolios L.P., the Fund's distributor, may pay the intermediary for the sale of Fund shares and related services. These payments may create a conflict of interest by influencing the broker-dealer or other intermediary and your salesperson to recommend the Fund over another investment. Ask your salesperson or visit your financial intermediary's website for more information.

SUMMARY INFORMATION

First Trust Small Cap Growth AlphaDEX® Fund (FYC)

Investment Objective

The First Trust Small Cap Growth AlphaDEX® Fund (the “Fund”) seeks investment results that correspond generally to the price and yield (before the Fund’s fees and expenses) of an equity index called the Nasdaq AlphaDEX Small Cap Growth™ Index (the “Index”).

Fees and Expenses of the Fund

The following table describes the fees and expenses you may pay if you buy, hold and sell shares of the Fund. **Investors may pay other fees, such as brokerage commissions and other fees to financial intermediaries, which are not reflected in the table and example below.**

Shareholder Fees

(fees paid directly from your investment)

Maximum Sales Charge (Load) Imposed on Purchases (as a percentage of offering price)	None
--------------------------------------------------------------------------------------	------

Annual Fund Operating Expenses

(expenses that you pay each year as a percentage of the value of your investment)

Management Fees	0.70%
Distribution and Service (12b-1) Fees	0.00%
Other Expenses	0.00%
Acquired Fund Fees and Expenses	0.01%
Total Annual Fund Operating Expenses	0.71%

Example

The example below is intended to help you compare the cost of investing in the Fund with the cost of investing in other funds.

The example assumes that you invest \$10,000 in the Fund for the time periods indicated and then hold or sell all of your shares at the end of those periods. The example also assumes that your investment has a 5% return each year and that the Fund’s operating expenses remain at current levels. Although your actual costs may be higher or lower, based on these assumptions your costs would be:

1 Year	3 Years	5 Years	10 Years
\$73	\$227	\$395	\$883

Portfolio Turnover

The Fund pays transaction costs, such as commissions, when it buys and sells securities (or “turns over” its portfolio). A higher portfolio turnover rate may indicate higher transaction costs and may result in higher taxes when Fund shares are held in a taxable account. These costs, which are not reflected in annual fund operating expenses or in the example, affect the Fund’s performance. During the most recent fiscal year, the Fund’s portfolio turnover rate was 141% of the average value of its portfolio.

Principal Investment Strategies

The Fund will normally invest at least 90% of its net assets (including investment borrowings) in the securities that comprise the Index. The Fund, using an “indexing” investment approach, attempts to replicate, before fees and expenses, the performance of the Index. The Index is owned and is developed, maintained and sponsored by Nasdaq, Inc. (the “Index Provider”). The Index Provider may, from time to time, exercise reasonable discretion as it deems appropriate in order to maintain Index integrity.

According to the Index Provider, the Index employs the AlphaDEX® security selection methodology to select and weight securities from the Nasdaq US 700 Small Cap Growth™ Index (the “Base Index”). The AlphaDEX® security selection methodology aims to select securities that may generate positive alpha, or risk-adjusted returns, relative to traditional indices.

First Trust Small Cap Growth AlphaDEX® Fund (FYC)

Alpha is an indication of how much an investment outperforms or underperforms on a risk-adjusted basis relative to its benchmark. The Base Index is a comprehensive, rules-based index that includes growth securities from the Nasdaq US 700 Small Cap™ Index.

According to the Index Provider, security selection for the Index will be conducted in the following manner:

1. The selection universe for the Index begins with all stocks in the Base Index.
2. The Index Provider then removes any duplicate (multiple share classes) stocks and stocks which do not meet the Index Provider's liquidity screens.
3. The remaining stocks in the universe are then ranked on both growth and value factors. Each stock is classified as either a value stock or a growth stock, as determined by the Index Provider. A stock classified as a value stock will receive its value rank as its "selection score" and a stock classified as a growth stock will receive its growth rank as its "selection score."
4. The top 262 stocks based on the selection score determined in step 3 comprise the "selected stocks." The selected stocks are then split into quintiles based on their selection score, with higher scoring quintiles receiving a greater weight in the Index.

The Index is reconstituted and rebalanced quarterly and the Fund will make corresponding changes to its portfolio shortly after the Index changes are made public. The Index's quarterly rebalance and reconstitution schedule may cause the Fund to experience a higher rate of portfolio turnover. The Fund will be concentrated in an industry or a group of industries to the extent that the Index is so concentrated. As of October 31, 2024, the Index was composed of 262 securities with a market capitalization range of \$631.42 million to \$11.28 billion. The securities of companies represented in the Index generally have market capitalizations that are consistent with the name of the Index. However, the Fund will not sell a security because the security has exceeded or fallen below the current market capitalization range of the Index. As of October 31, 2024, the Fund had significant investments in health care companies, although this may change from time to time. The Fund's investments will change as the Index changes and, as a result, the Fund may have significant investments in jurisdictions or investment sectors that it may not have had as of October 31, 2024. To the extent the Fund invests a significant portion of its assets in a given jurisdiction or investment sector, the Fund may be exposed to the risks associated with that jurisdiction or investment sector.

Principal Risks

You could lose money by investing in the Fund. An investment in the Fund is not a deposit of a bank and is not insured or guaranteed by the Federal Deposit Insurance Corporation or any other governmental agency. There can be no assurance that the Fund's investment objective will be achieved. The order of the below risk factors does not indicate the significance of any particular risk factor.

AUTHORIZED PARTICIPANT CONCENTRATION RISK. Only an authorized participant may engage in creation or redemption transactions directly with the Fund. A limited number of institutions act as authorized participants for the Fund. To the extent that these institutions exit the business or are unable to proceed with creation and/or redemption orders and no other authorized participant steps forward to create or redeem, the Fund's shares may trade at a premium or discount (the difference between the market price of the Fund's shares and the Fund's net asset value) and possibly face delisting and the bid/ask spread (the difference between the price that someone is willing to pay for shares of the Fund at a specific point in time versus the price at which someone is willing to sell) on the Fund's shares may widen.

CURRENT MARKET CONDITIONS RISK. Current market conditions risk is the risk that a particular investment, or shares of the Fund in general, may fall in value due to current market conditions. As a means to fight inflation, which remains at elevated levels, the Federal Reserve and certain foreign central banks have raised interest rates; however, the Federal Reserve has recently lowered interest rates and may continue to do so. U.S. regulators have proposed several changes to market and issuer regulations which would directly impact the Fund, and any regulatory changes could adversely impact the Fund's ability to achieve its investment strategies or make certain investments. Recent and potential future bank failures could result in disruption to the broader banking industry or markets generally and reduce confidence in financial institutions and the economy as a whole, which may also heighten market volatility and reduce liquidity. Additionally, challenges in commercial real estate markets, including rising interest rates, declining valuations and increasing vacancies, could have a broader impact on financial markets. The ongoing adversarial political climate in the United States, as well as political and diplomatic events both domestic and abroad, have and may continue to have an adverse impact the U.S. regulatory landscape, markets and investor behavior, which could have a negative impact on the Fund's investments and operations. The change in administration resulting from the 2024 United States national elections could result in significant impacts to international trade relations, tax and immigration

policies, and other aspects of the national and international political and financial landscape, which could affect, among other things, inflation and the securities markets generally. Other unexpected political, regulatory and diplomatic events within the U.S. and abroad may affect investor and consumer confidence and may adversely impact financial markets and the broader economy. For example, ongoing armed conflicts between Russia and Ukraine in Europe and among Israel, Iran, Hamas and other militant groups in the Middle East, have caused and could continue to cause significant market disruptions and volatility within the markets in Russia, Europe, the Middle East and the United States. The hostilities and sanctions resulting from those hostilities have and could continue to have a significant impact on certain Fund investments as well as Fund performance and liquidity. The economies of the United States and its trading partners, as well as the financial markets generally, may be adversely impacted by trade disputes and other matters. For example, the United States has imposed trade barriers and restrictions on China. In addition, the Chinese government is engaged in a longstanding dispute with Taiwan, continually threatening an invasion. If the political climate between the United States and China does not improve or continues to deteriorate, if China were to attempt invading Taiwan, or if other geopolitical conflicts develop or worsen, economies, markets and individual securities may be adversely affected, and the value of the Fund's assets may go down. A public health crisis and the ensuing policies enacted by governments and central banks may cause significant volatility and uncertainty in global financial markets, negatively impacting global growth prospects. As the COVID-19 global pandemic illustrated, such events may affect certain geographic regions, countries, sectors and industries more significantly than others. Advancements in technology may also adversely impact markets and the overall performance of the Fund. For instance, the economy may be significantly impacted by the advanced development and increased regulation of artificial intelligence. Additionally, cyber security breaches of both government and non-government entities could have negative impacts on infrastructure and the ability of such entities, including the Fund, to operate properly. These events, and any other future events, may adversely affect the prices and liquidity of the Fund's portfolio investments and could result in disruptions in the trading markets.

CYBER SECURITY RISK. The Fund is susceptible to operational risks through breaches in cyber security. A breach in cyber security refers to both intentional and unintentional events that may cause the Fund to lose proprietary information, suffer data corruption or lose operational capacity. Such events could cause the Fund to incur regulatory penalties, reputational damage, additional compliance costs associated with corrective measures and/or financial loss. Cyber security breaches may involve unauthorized access to the Fund's digital information systems through "hacking" or malicious software coding but may also result from outside attacks such as denial-of-service attacks through efforts to make network services unavailable to intended users. In addition, cyber security breaches of the issuers of securities in which the Fund invests or the Fund's third-party service providers, such as its administrator, transfer agent, custodian, or sub-advisor, as applicable, can also subject the Fund to many of the same risks associated with direct cyber security breaches. Although the Fund has established risk management systems designed to reduce the risks associated with cyber security, there is no guarantee that such efforts will succeed, especially because the Fund does not directly control the cyber security systems of issuers or third-party service providers.

EQUITY SECURITIES RISK. The value of the Fund's shares will fluctuate with changes in the value of the equity securities in which it invests. Equity securities prices fluctuate for several reasons, including changes in investors' perceptions of the financial condition of an issuer or the general condition of the relevant equity market, such as market volatility, or when political or economic events affecting an issuer occur. Common stock prices may be particularly sensitive to rising interest rates, as the cost of capital rises and borrowing costs increase. Equity securities may decline significantly in price over short or extended periods of time, and such declines may occur in the equity market as a whole, or they may occur in only a particular country, company, industry or sector of the market.

GROWTH STOCKS INVESTMENT RISK. Stocks exhibiting growth characteristics tend to be more volatile than certain other types of stocks and their prices usually fluctuate more dramatically than the overall stock market. A stock with growth characteristics can have sharp price declines due to decreases in current or expected earnings and may lack dividend payments that can help cushion its share price during declining markets.

HEALTH CARE COMPANIES RISK. Health care companies, such as companies providing medical and healthcare goods and services, companies engaged in manufacturing medical equipment, supplies and pharmaceuticals, as well as operating health care facilities and the provision of managed health care, may be affected by government regulations and government health care programs, increases or decreases in the cost of medical products and services and product liability claims, among other factors. Many health care companies are heavily dependent on patent protection, and the expiration of a company's patent may adversely affect that company's profitability. Health care companies are also subject to competitive forces that may result in price discounting, may be thinly capitalized and susceptible to product obsolescence.

INDEX CONCENTRATION RISK. The Fund will be concentrated in an industry or a group of industries to the extent that the Index is so concentrated. To the extent that the Fund invests a significant percentage of its assets in a single asset class or the securities of issuers within the same country, state, region, industry or sector, an adverse economic, business or political development may affect the value of the Fund's investments more than if the Fund were more broadly diversified. A significant exposure makes the Fund more susceptible to any single occurrence and may subject the Fund to greater market risk than a fund that is more broadly diversified. There may be instances in which the Index, for a variety of reasons including changes in the prices of individual securities held by the Fund, has a larger exposure to a small number of stocks or a single stock relative to the rest of the stocks in the Index. Under such circumstances, the Fund will not deviate from the Index except in rare circumstances or in an immaterial way and therefore the Fund's returns would be more greatly influenced by the returns of the stock(s) with the larger exposure.

INDEX OR MODEL CONSTITUENT RISK. The Fund may be a constituent of one or more indices or ETF models. As a result, the Fund may be included in one or more index-tracking exchange-traded funds or mutual funds. Being a component security of such a vehicle could greatly affect the trading activity involving the Fund's shares, the size of the Fund and the market volatility of the Fund. Inclusion in an index could increase demand for the Fund and removal from an index could result in outsized selling activity in a relatively short period of time. As a result, the Fund's net asset value could be negatively impacted and the Fund's market price may be below the Fund's net asset value during certain periods. In addition, index rebalances may potentially result in increased trading activity in the Fund's shares.

INDEX PROVIDER RISK. There is no assurance that the Index Provider, or any agents that act on its behalf, will compile the Index accurately, or that the Index will be determined, maintained, constructed, reconstituted, rebalanced, composed, calculated or disseminated accurately. The Index Provider and its agents do not provide any representation or warranty in relation to the quality, accuracy or completeness of data in the Index, and do not guarantee that the Index will be calculated in accordance with its stated methodology. The Advisor's mandate as described in this prospectus is to manage the Fund consistently with the Index provided by the Index Provider. The Advisor relies upon the Index provider and its agents to accurately compile, maintain, construct, reconstitute, rebalance, compose, calculate and disseminate the Index accurately. Therefore, losses or costs associated with any Index Provider or agent errors generally will be borne by the Fund and its shareholders. To correct any such error, the Index Provider or its agents may carry out an unscheduled rebalance of the Index or other modification of Index constituents or weightings. When the Fund in turn rebalances its portfolio, any transaction costs and market exposure arising from such portfolio rebalancing will be borne by the Fund and its shareholders. Unscheduled rebalances also expose the Fund to additional tracking error risk. Errors in respect of the quality, accuracy and completeness of the data used to compile the Index may occur from time to time and may not be identified and corrected by the Index Provider for a period of time or at all, particularly where the Index is less commonly used as a benchmark by funds or advisors. For example, during a period where the Index contains incorrect constituents, the Fund tracking the Index would have market exposure to such constituents and would be underexposed to the Index's other constituents. Such errors may negatively impact the Fund and its shareholders. The Index Provider and its agents rely on various sources of information to assess the criteria of issuers included in the Index, including information that may be based on assumptions and estimates. Neither the Fund nor the Advisor can offer assurances that the Index's calculation methodology or sources of information will provide an accurate assessment of included issuers. Unusual market conditions or issuer-specific events may cause the Index Provider to postpone a scheduled rebalance, exclude or substitute a security in the Index or undertake other measures which could cause the Index to vary from its normal or expected composition. The postponement of a scheduled rebalance in a time of market volatility could mean that constituents that would otherwise be removed at rebalance due to changes in market capitalizations, issuer credit ratings, or other reasons may remain, causing the performance and constituents of the Index to vary from those expected under normal conditions. Apart from scheduled rebalances, the Index Provider or its agents may carry out additional ad hoc rebalances to the Index due to unusual market conditions or in order, for example, to correct an error in the selection of index constituents.

MARKET CAPITALIZATION DEVIATION RISK. There can be no assurance that the securities held by the Fund will stay within the Fund's intended market capitalization range. As a result, the Fund may be exposed to additional risk or investors may not be given the opportunity to invest fully in a certain market capitalization range.

MARKET MAKER RISK. The Fund faces numerous market trading risks, including the potential lack of an active market for Fund shares due to a limited number of market makers. Decisions by market makers or authorized participants to reduce their role or step away from these activities in times of market stress could inhibit the effectiveness of the arbitrage process in maintaining the relationship between the underlying values of the Fund's portfolio securities and the Fund's market price. The Fund may rely on a small number of third-party market makers to provide a market for the purchase and sale of shares. Any trading halt or other problem relating to the trading activity of these market makers could result in a dramatic change in

the spread between the Fund's net asset value and the price at which the Fund's shares are trading on the Exchange, which could result in a decrease in value of the Fund's shares. This reduced effectiveness could result in Fund shares trading at a discount to net asset value and also in greater than normal intraday bid-ask spreads for Fund shares.

MARKET RISK. Market risk is the risk that a particular investment, or shares of the Fund in general, may fall in value. Securities are subject to market fluctuations caused by real or perceived adverse economic, political, and regulatory factors or market developments, changes in interest rates and perceived trends in securities prices. Shares of the Fund could decline in value or underperform other investments. In addition, local, regional or global events such as war, acts of terrorism, market manipulation, government defaults, government shutdowns, regulatory actions, political changes, diplomatic developments, the imposition of sanctions and other similar measures, spread of infectious diseases or other public health issues, recessions, natural disasters, or other events could have a significant negative impact on the Fund and its investments. Any of such circumstances could have a materially negative impact on the value of the Fund's shares, the liquidity of an investment, and may result in increased market volatility. During any such events, the Fund's shares may trade at increased premiums or discounts to their net asset value, the bid/ask spread on the Fund's shares may widen and the returns on investment may fluctuate.

NON-CORRELATION RISK. The Fund's return may not match the return of the Index for a number of reasons. The Fund incurs operating expenses not applicable to the Index, and may incur costs in buying and selling securities, especially when rebalancing the Fund's portfolio holdings to reflect changes in the composition of the Index. In addition, the Fund's portfolio holdings may not exactly replicate the securities included in the Index or the ratios between the securities included in the Index. Additionally, in order to comply with its investment strategies and policies, the Fund portfolio may deviate from the composition of the Index. Accordingly, the Fund's return may underperform the return of the Index.

OPERATIONAL RISK. The Fund is subject to risks arising from various operational factors, including, but not limited to, human error, processing and communication errors, errors of the Fund's service providers, counterparties or other third-parties, failed or inadequate processes and technology or systems failures. The Fund relies on third-parties for a range of services, including custody. Any delay or failure relating to engaging or maintaining such service providers may affect the Fund's ability to meet its investment objective. Although the Fund and the Fund's investment advisor seek to reduce these operational risks through controls and procedures, there is no way to completely protect against such risks.

PASSIVE INVESTMENT RISK. The Fund is not actively managed. The Fund invests in securities included in or representative of the Index regardless of investment merit. The Fund generally will not attempt to take defensive positions in declining markets. In the event that the Index is no longer calculated, the Index license is terminated or the identity or character of the Index is materially changed, the Fund will seek to engage a replacement index.

PORTFOLIO TURNOVER RISK. High portfolio turnover may result in the Fund paying higher levels of transaction costs and may generate greater tax liabilities for shareholders. Portfolio turnover risk may cause the Fund's performance to be less than expected.

PREMIUM/DISCOUNT RISK. The market price of the Fund's shares will generally fluctuate in accordance with changes in the Fund's net asset value as well as the relative supply of and demand for shares on the Exchange. The Fund's investment advisor cannot predict whether shares will trade below, at or above their net asset value because the shares trade on the Exchange at market prices and not at net asset value. Price differences may be due, in large part, to the fact that supply and demand forces at work in the secondary trading market for shares will be closely related, but not identical, to the same forces influencing the prices of the holdings of the Fund trading individually or in the aggregate at any point in time. However, given that shares can only be purchased and redeemed in Creation Units, and only to and from broker-dealers and large institutional investors that have entered into participation agreements (unlike shares of closed-end funds, which frequently trade at appreciable discounts from, and sometimes at premiums to, their net asset value), the Fund's investment advisor believes that large discounts or premiums to the net asset value of shares should not be sustained. During stressed market conditions, the market for the Fund's shares may become less liquid in response to deteriorating liquidity in the market for the Fund's underlying portfolio holdings, which could in turn lead to differences between the market price of the Fund's shares and their net asset value and the bid/ask spread on the Fund's shares may widen.

SMALL CAPITALIZATION COMPANIES RISK. Small capitalization companies may be more vulnerable to adverse general market or economic developments, and their securities may be less liquid and may experience greater price volatility than large and mid capitalization companies as a result of several factors, including limited trading volumes, fewer products or financial resources, management inexperience and less publicly available information. Accordingly, such companies are generally subject to greater market risk than large and mid capitalization companies.

First Trust Small Cap Growth AlphaDEX® Fund (FYC)

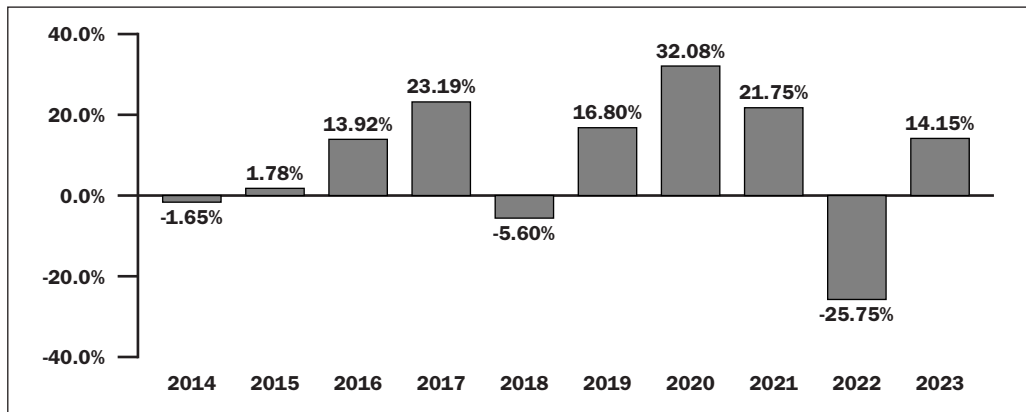
TRADING ISSUES RISK. Trading in Fund shares on the Exchange may be halted due to market conditions or for reasons that, in the view of the Exchange, make trading in shares inadvisable. In addition, trading in Fund shares on the Exchange is subject to trading halts caused by extraordinary market volatility pursuant to the Exchange's "circuit breaker" rules. There can be no assurance that the requirements of the Exchange necessary to maintain the listing of the Fund will continue to be met or will remain unchanged. The Fund may have difficulty maintaining its listing on the Exchange in the event the Fund's assets are small, the Fund does not have enough shareholders, or if the Fund is unable to proceed with creation and/or redemption orders.

Annual Total Return

The bar chart and table below illustrate the annual calendar year returns of the Fund based on net asset value as well as the average annual Fund and Index returns. The bar chart and table provide an indication of the risks of investing in the Fund by showing changes in the Fund's performance from year-to-year and by showing how the Fund's average annual total returns based on net asset value compared to those of the Index, the Base Index, a broad-based market index and a market index. The Fund's performance information is accessible on the Fund's website at <http://www.ftportfolios.com>.

On April 8, 2016, the Fund's underlying index changed from the Defined Small Cap Growth Index to the Nasdaq AlphaDEX Small Cap Growth™ Index. Therefore, the Fund's performance and total returns shown below are not necessarily indicative of the performance that the Fund, based on its current Index, would have generated. Returns for an underlying index are only disclosed for those periods in which the index was in existence for the whole period. Because the Fund's new underlying index had an inception date of January 11, 2016, it was not in existence for any of the periods disclosed. The new Index is substantially similar to the Defined Small Cap Growth Index.

First Trust Small Cap Growth AlphaDEX® Fund Calendar Year Total Returns as of 12/31 ⁽¹⁾



(1) The Fund's calendar year-to-date total return based on net asset value for the period 12/31/23 to 09/30/24 was 18.92%.

During the periods shown in the chart above:

	Return	Period Ended
Best Quarter	30.65%	December 31, 2020
Worst Quarter	-29.82%	March 31, 2020
Year-to-Date	18.92%	September 30, 2024

The Fund's past performance (before and after taxes) is not necessarily an indication of how the Fund will perform in the future.

All after-tax returns are calculated using the historical highest individual federal marginal income tax rates and do not reflect the impact of any state or local tax. Returns after taxes on distributions reflect the taxed return on the payment of dividends and capital gains. Returns after taxes on distributions and sale of shares assume you sold your shares at period end, and, therefore, are also adjusted for any capital gains or losses incurred. Returns for an index do not include expenses, which are deducted from Fund returns, or taxes.

Your own actual after-tax returns will depend on your specific tax situation and may differ from what is shown here. After-tax returns are not relevant to investors who hold Fund shares in tax-deferred accounts such as individual retirement accounts (IRAs) or employee-sponsored retirement plans.

First Trust Small Cap Growth AlphaDEX® Fund (FYC)

Average Annual Total Returns for the Periods Ended December 31, 2023

	1 Year	5 Years	10 Years	Since Inception	Inception Date
Return Before Taxes	14.15%	9.74%	7.76%	9.65%	4/19/2011
Return After Taxes on Distributions	13.86%	9.59%	7.65%	9.55%	
Return After Taxes on Distributions and Sale of Fund Shares	8.37%	7.66%	6.27%	8.05%	
Nasdaq AlphaDEX Small Cap Growth™ Index ⁽¹⁾ (reflects no deduction for fees, expenses or taxes)	15.01%	10.60%	N/A	N/A	
Nasdaq US 700 Small Cap Growth™ Index ⁽¹⁾ (reflects no deduction for fees, expenses or taxes)	19.54%	9.86%	N/A	N/A	
S&P SmallCap 600® Growth Index (reflects no deduction for fees, expenses or taxes)	17.10%	10.42%	8.96%	10.89%	
Russell 3000® Index (reflects no deduction for fees, expenses or taxes)	25.96%	15.16%	11.48%	12.41%	

(1) Performance data is not available for all the periods shown in the table for the index because performance data does not exist for some of the entire periods.

Management

Investment Advisor

First Trust Advisors L.P. (“First Trust” or the “Advisor”)

Portfolio Managers

The Fund’s portfolio is managed by a team (the “Investment Committee”) consisting of:

- Daniel J. Lindquist, Chairman of the Investment Committee and Managing Director of First Trust
- David G. McGarel, Chief Investment Officer, Chief Operating Officer and Managing Director of First Trust
- Jon C. Erickson, Senior Vice President of First Trust
- Roger F. Testin, Senior Vice President of First Trust
- Stan Ueland, Senior Vice President of First Trust
- Chris A. Peterson, Senior Vice President of First Trust
- Erik Russo, Vice President of First Trust

The Investment Committee members are primarily and jointly responsible for the day-to-day management of the Fund. Each Investment Committee member has served as a part of the portfolio management team of the Fund since 2007, except for Chris A. Peterson and Erik Russo who have served as part of the portfolio management team of the Fund since 2016 and 2020, respectively.

Purchase and Sale of Fund Shares

The Fund issues and redeems shares on a continuous basis, at net asset value, only in large blocks of shares called “Creation Units.” Individual shares of the Fund may only be purchased and sold on the secondary market through a broker-dealer. Since shares of the Fund trade on securities exchanges in the secondary market at their market price rather than their net asset value, the Fund’s shares may trade at a price greater than (premium) or less than (discount) the Fund’s net asset value. An investor may incur costs attributable to the difference between the highest price a buyer is willing to pay to purchase shares of the Fund (bid) and the lowest price a seller is willing to accept for shares of the Fund (ask) when buying or selling shares in the secondary market (the “bid-ask spread”). Recent information, including the Fund’s net asset value, market price, premiums and discounts, bid-ask spreads and the median bid-ask spread for the Fund’s most recent fiscal year, is available online at <http://www.ftportfolios.com/Retail/etf/home.aspx>.

Tax Information

The Fund's distributions are taxable and will generally be taxed as ordinary income or capital gains. Distributions on shares held in a tax-deferred account, while not immediately taxable, will be subject to tax when the shares are no longer held in a tax-deferred account.

Payments to Broker-Dealers and Other Financial Intermediaries

If you purchase shares of the Fund through a broker-dealer, registered investment adviser, bank or other financial intermediary (collectively, "intermediaries"), First Trust and First Trust Portfolios L.P., the Fund's distributor, may pay the intermediary for the sale of Fund shares and related services. These payments may create a conflict of interest by influencing the broker-dealer or other intermediary and your salesperson to recommend the Fund over another investment. Ask your salesperson or visit your financial intermediary's website for more information.

SUMMARY INFORMATION

First Trust Small Cap Value AlphaDEX® Fund (FYT)

Investment Objective

The First Trust Small Cap Value AlphaDEX® Fund (the “Fund”) seeks investment results that correspond generally to the price and yield (before the Fund’s fees and expenses) of an equity index called the Nasdaq AlphaDEX Small Cap Value™ Index (the “Index”).

Fees and Expenses of the Fund

The following table describes the fees and expenses you may pay if you buy, hold and sell shares of the Fund. **Investors may pay other fees, such as brokerage commissions and other fees to financial intermediaries, which are not reflected in the table and example below.**

Shareholder Fees

(fees paid directly from your investment)

Maximum Sales Charge (Load) Imposed on Purchases (as a percentage of offering price)	None
--------------------------------------------------------------------------------------	------

Annual Fund Operating Expenses

(expenses that you pay each year as a percentage of the value of your investment)

Management Fees	0.70%
Distribution and Service (12b-1) Fees	0.00%
Other Expenses	0.00%
Acquired Fund Fees and Expenses	0.02%
Total Annual Fund Operating Expenses	0.72%

Example

The example below is intended to help you compare the cost of investing in the Fund with the cost of investing in other funds.

The example assumes that you invest \$10,000 in the Fund for the time periods indicated and then hold or sell all of your shares at the end of those periods. The example also assumes that your investment has a 5% return each year and that the Fund’s operating expenses remain at current levels. Although your actual costs may be higher or lower, based on these assumptions your costs would be:

1 Year	3 Years	5 Years	10 Years
\$74	\$230	\$401	\$894

Portfolio Turnover

The Fund pays transaction costs, such as commissions, when it buys and sells securities (or “turns over” its portfolio). A higher portfolio turnover rate may indicate higher transaction costs and may result in higher taxes when Fund shares are held in a taxable account. These costs, which are not reflected in annual fund operating expenses or in the example, affect the Fund’s performance. During the most recent fiscal year, the Fund’s portfolio turnover rate was 114% of the average value of its portfolio.

Principal Investment Strategies

The Fund will normally invest at least 90% of its net assets (including investment borrowings) in the securities that comprise the Index. The Fund, using an “indexing” investment approach, attempts to replicate, before fees and expenses, the performance of the Index. The Index is owned and is developed, maintained and sponsored by Nasdaq, Inc. (the “Index Provider”). The Index Provider may, from time to time, exercise reasonable discretion as it deems appropriate in order to maintain Index integrity.

According to the Index Provider, the Index employs the AlphaDEX® security selection methodology to select and weight securities from the Nasdaq US 700 Small Cap Value™ Index (the “Base Index”). The AlphaDEX® security selection methodology aims to select securities that may generate positive alpha, or risk-adjusted returns, relative to traditional indices. Alpha is an

indication of how much an investment outperforms or underperforms on a risk-adjusted basis relative to its benchmark. The Base Index is a comprehensive, rules-based index that includes value securities from the Nasdaq US 700 Small Cap™ Index.

According to the Index Provider, security selection for the Index will be conducted in the following manner:

1. The selection universe for the Index begins with all stocks in the Base Index.
2. The Index Provider then removes any duplicate (multiple share classes) stocks and stocks which do not meet the Index Provider's liquidity screens.
3. The remaining stocks in the universe are then ranked on both growth and value factors. Each stock is classified as either a value stock or a growth stock, as determined by the Index Provider. A stock classified as a value stock will receive its value rank as its "selection score" and a stock classified as a growth stock will receive its growth rank as its "selection score."
4. The top 262 stocks based on the selection score determined in step 3 comprise the "selected stocks." The selected stocks are then split into quintiles based on their selection score, with higher scoring quintiles receiving a greater weight in the Index.

The Index is reconstituted and rebalanced quarterly and the Fund will make corresponding changes to its portfolio shortly after the Index changes are made public. The Index's quarterly rebalance and reconstitution schedule may cause the Fund to experience a higher rate of portfolio turnover. The Fund will be concentrated in an industry or a group of industries to the extent that the Index is so concentrated. As of October 31, 2024, the Index was composed of 262 securities with a market capitalization range of \$755.28 million to \$5.3 billion. The securities of companies represented in the Index generally have market capitalizations that are consistent with the name of the Index. However, the Fund will not sell a security because the security has exceeded or fallen below the current market capitalization range of the Index. As of October 31, 2024, the Fund had significant investments in financial companies, although this may change from time to time. The Fund's investments will change as the Index changes and, as a result, the Fund may have significant investments in jurisdictions or investment sectors that it may not have had as of October 31, 2024. To the extent the Fund invests a significant portion of its assets in a given jurisdiction or investment sector, the Fund may be exposed to the risks associated with that jurisdiction or investment sector.

Principal Risks

You could lose money by investing in the Fund. An investment in the Fund is not a deposit of a bank and is not insured or guaranteed by the Federal Deposit Insurance Corporation or any other governmental agency. There can be no assurance that the Fund's investment objective will be achieved. The order of the below risk factors does not indicate the significance of any particular risk factor.

AUTHORIZED PARTICIPANT CONCENTRATION RISK. Only an authorized participant may engage in creation or redemption transactions directly with the Fund. A limited number of institutions act as authorized participants for the Fund. To the extent that these institutions exit the business or are unable to proceed with creation and/or redemption orders and no other authorized participant steps forward to create or redeem, the Fund's shares may trade at a premium or discount (the difference between the market price of the Fund's shares and the Fund's net asset value) and possibly face delisting and the bid/ask spread (the difference between the price that someone is willing to pay for shares of the Fund at a specific point in time versus the price at which someone is willing to sell) on the Fund's shares may widen.

CURRENT MARKET CONDITIONS RISK. Current market conditions risk is the risk that a particular investment, or shares of the Fund in general, may fall in value due to current market conditions. As a means to fight inflation, which remains at elevated levels, the Federal Reserve and certain foreign central banks have raised interest rates; however, the Federal Reserve has recently lowered interest rates and may continue to do so. U.S. regulators have proposed several changes to market and issuer regulations which would directly impact the Fund, and any regulatory changes could adversely impact the Fund's ability to achieve its investment strategies or make certain investments. Recent and potential future bank failures could result in disruption to the broader banking industry or markets generally and reduce confidence in financial institutions and the economy as a whole, which may also heighten market volatility and reduce liquidity. Additionally, challenges in commercial real estate markets, including rising interest rates, declining valuations and increasing vacancies, could have a broader impact on financial markets. The ongoing adversarial political climate in the United States, as well as political and diplomatic events both domestic and abroad, have and may continue to have an adverse impact the U.S. regulatory landscape, markets and investor behavior, which could have a negative impact on the Fund's investments and operations. The change in administration resulting from the 2024 United States national elections could result in significant impacts to international trade relations, tax and immigration policies, and other aspects of the national and international political and financial landscape, which could affect, among other things, inflation and the securities markets generally. Other unexpected political, regulatory and diplomatic events within the

U.S. and abroad may affect investor and consumer confidence and may adversely impact financial markets and the broader economy. For example, ongoing armed conflicts between Russia and Ukraine in Europe and among Israel, Iran, Hamas and other militant groups in the Middle East, have caused and could continue to cause significant market disruptions and volatility within the markets in Russia, Europe, the Middle East and the United States. The hostilities and sanctions resulting from those hostilities have and could continue to have a significant impact on certain Fund investments as well as Fund performance and liquidity. The economies of the United States and its trading partners, as well as the financial markets generally, may be adversely impacted by trade disputes and other matters. For example, the United States has imposed trade barriers and restrictions on China. In addition, the Chinese government is engaged in a longstanding dispute with Taiwan, continually threatening an invasion. If the political climate between the United States and China does not improve or continues to deteriorate, if China were to attempt invading Taiwan, or if other geopolitical conflicts develop or worsen, economies, markets and individual securities may be adversely affected, and the value of the Fund's assets may go down. A public health crisis and the ensuing policies enacted by governments and central banks may cause significant volatility and uncertainty in global financial markets, negatively impacting global growth prospects. As the COVID-19 global pandemic illustrated, such events may affect certain geographic regions, countries, sectors and industries more significantly than others. Advancements in technology may also adversely impact markets and the overall performance of the Fund. For instance, the economy may be significantly impacted by the advanced development and increased regulation of artificial intelligence. Additionally, cyber security breaches of both government and non-government entities could have negative impacts on infrastructure and the ability of such entities, including the Fund, to operate properly. These events, and any other future events, may adversely affect the prices and liquidity of the Fund's portfolio investments and could result in disruptions in the trading markets.

CYBER SECURITY RISK. The Fund is susceptible to operational risks through breaches in cyber security. A breach in cyber security refers to both intentional and unintentional events that may cause the Fund to lose proprietary information, suffer data corruption or lose operational capacity. Such events could cause the Fund to incur regulatory penalties, reputational damage, additional compliance costs associated with corrective measures and/or financial loss. Cyber security breaches may involve unauthorized access to the Fund's digital information systems through "hacking" or malicious software coding but may also result from outside attacks such as denial-of-service attacks through efforts to make network services unavailable to intended users. In addition, cyber security breaches of the issuers of securities in which the Fund invests or the Fund's third-party service providers, such as its administrator, transfer agent, custodian, or sub-advisor, as applicable, can also subject the Fund to many of the same risks associated with direct cyber security breaches. Although the Fund has established risk management systems designed to reduce the risks associated with cyber security, there is no guarantee that such efforts will succeed, especially because the Fund does not directly control the cyber security systems of issuers or third-party service providers.

EQUITY SECURITIES RISK. The value of the Fund's shares will fluctuate with changes in the value of the equity securities in which it invests. Equity securities prices fluctuate for several reasons, including changes in investors' perceptions of the financial condition of an issuer or the general condition of the relevant equity market, such as market volatility, or when political or economic events affecting an issuer occur. Common stock prices may be particularly sensitive to rising interest rates, as the cost of capital rises and borrowing costs increase. Equity securities may decline significantly in price over short or extended periods of time, and such declines may occur in the equity market as a whole, or they may occur in only a particular country, company, industry or sector of the market.

FINANCIAL COMPANIES RISK. Financial companies, such as retail and commercial banks, insurance companies and financial services companies, are especially subject to the adverse effects of economic recession, currency exchange rates, extensive government regulation, decreases in the availability of capital, volatile interest rates, portfolio concentrations in geographic markets, industries or products (such as commercial and residential real estate loans), competition from new entrants and blurred distinctions in their fields of business.

INDEX CONCENTRATION RISK. The Fund will be concentrated in an industry or a group of industries to the extent that the Index is so concentrated. To the extent that the Fund invests a significant percentage of its assets in a single asset class or the securities of issuers within the same country, state, region, industry or sector, an adverse economic, business or political development may affect the value of the Fund's investments more than if the Fund were more broadly diversified. A significant exposure makes the Fund more susceptible to any single occurrence and may subject the Fund to greater market risk than a fund that is more broadly diversified. There may be instances in which the Index, for a variety of reasons including changes in the prices of individual securities held by the Fund, has a larger exposure to a small number of stocks or a single stock relative to the rest of the stocks in the Index. Under such circumstances, the Fund will not deviate from the Index except in rare circumstances or in an immaterial way and therefore the Fund's returns would be more greatly influenced by the returns of the stock(s) with the larger exposure.

INDEX OR MODEL CONSTITUENT RISK. The Fund may be a constituent of one or more indices or ETF models. As a result, the Fund may be included in one or more index-tracking exchange-traded funds or mutual funds. Being a component security of such a vehicle could greatly affect the trading activity involving the Fund's shares, the size of the Fund and the market volatility of the Fund. Inclusion in an index could increase demand for the Fund and removal from an index could result in outsized selling activity in a relatively short period of time. As a result, the Fund's net asset value could be negatively impacted and the Fund's market price may be below the Fund's net asset value during certain periods. In addition, index rebalances may potentially result in increased trading activity in the Fund's shares.

INDEX PROVIDER RISK. There is no assurance that the Index Provider, or any agents that act on its behalf, will compile the Index accurately, or that the Index will be determined, maintained, constructed, reconstituted, rebalanced, composed, calculated or disseminated accurately. The Index Provider and its agents do not provide any representation or warranty in relation to the quality, accuracy or completeness of data in the Index, and do not guarantee that the Index will be calculated in accordance with its stated methodology. The Advisor's mandate as described in this prospectus is to manage the Fund consistently with the Index provided by the Index Provider. The Advisor relies upon the Index provider and its agents to accurately compile, maintain, construct, reconstitute, rebalance, compose, calculate and disseminate the Index accurately. Therefore, losses or costs associated with any Index Provider or agent errors generally will be borne by the Fund and its shareholders. To correct any such error, the Index Provider or its agents may carry out an unscheduled rebalance of the Index or other modification of Index constituents or weightings. When the Fund in turn rebalances its portfolio, any transaction costs and market exposure arising from such portfolio rebalancing will be borne by the Fund and its shareholders. Unscheduled rebalances also expose the Fund to additional tracking error risk. Errors in respect of the quality, accuracy and completeness of the data used to compile the Index may occur from time to time and may not be identified and corrected by the Index Provider for a period of time or at all, particularly where the Index is less commonly used as a benchmark by funds or advisors. For example, during a period where the Index contains incorrect constituents, the Fund tracking the Index would have market exposure to such constituents and would be underexposed to the Index's other constituents. Such errors may negatively impact the Fund and its shareholders. The Index Provider and its agents rely on various sources of information to assess the criteria of issuers included in the Index, including information that may be based on assumptions and estimates. Neither the Fund nor the Advisor can offer assurances that the Index's calculation methodology or sources of information will provide an accurate assessment of included issuers. Unusual market conditions or issuer-specific events may cause the Index Provider to postpone a scheduled rebalance, exclude or substitute a security in the Index or undertake other measures which could cause the Index to vary from its normal or expected composition. The postponement of a scheduled rebalance in a time of market volatility could mean that constituents that would otherwise be removed at rebalance due to changes in market capitalizations, issuer credit ratings, or other reasons may remain, causing the performance and constituents of the Index to vary from those expected under normal conditions. Apart from scheduled rebalances, the Index Provider or its agents may carry out additional ad hoc rebalances to the Index due to unusual market conditions or in order, for example, to correct an error in the selection of index constituents.

MARKET CAPITALIZATION DEVIATION RISK. There can be no assurance that the securities held by the Fund will stay within the Fund's intended market capitalization range. As a result, the Fund may be exposed to additional risk or investors may not be given the opportunity to invest fully in a certain market capitalization range.

MARKET MAKER RISK. The Fund faces numerous market trading risks, including the potential lack of an active market for Fund shares due to a limited number of market makers. Decisions by market makers or authorized participants to reduce their role or step away from these activities in times of market stress could inhibit the effectiveness of the arbitrage process in maintaining the relationship between the underlying values of the Fund's portfolio securities and the Fund's market price. The Fund may rely on a small number of third-party market makers to provide a market for the purchase and sale of shares. Any trading halt or other problem relating to the trading activity of these market makers could result in a dramatic change in the spread between the Fund's net asset value and the price at which the Fund's shares are trading on the Exchange, which could result in a decrease in value of the Fund's shares. This reduced effectiveness could result in Fund shares trading at a discount to net asset value and also in greater than normal intraday bid-ask spreads for Fund shares.

MARKET RISK. Market risk is the risk that a particular investment, or shares of the Fund in general, may fall in value. Securities are subject to market fluctuations caused by real or perceived adverse economic, political, and regulatory factors or market developments, changes in interest rates and perceived trends in securities prices. Shares of the Fund could decline in value or underperform other investments. In addition, local, regional or global events such as war, acts of terrorism, market manipulation, government defaults, government shutdowns, regulatory actions, political changes, diplomatic developments, the imposition of sanctions and other similar measures, spread of infectious diseases or other public health issues, recessions, natural disasters, or other events could have a significant negative impact on the Fund and its investments. Any of such

circumstances could have a materially negative impact on the value of the Fund's shares, the liquidity of an investment, and may result in increased market volatility. During any such events, the Fund's shares may trade at increased premiums or discounts to their net asset value, the bid/ask spread on the Fund's shares may widen and the returns on investment may fluctuate.

NON-CORRELATION RISK. The Fund's return may not match the return of the Index for a number of reasons. The Fund incurs operating expenses not applicable to the Index, and may incur costs in buying and selling securities, especially when rebalancing the Fund's portfolio holdings to reflect changes in the composition of the Index. In addition, the Fund's portfolio holdings may not exactly replicate the securities included in the Index or the ratios between the securities included in the Index. Additionally, in order to comply with its investment strategies and policies, the Fund portfolio may deviate from the composition of the Index. Accordingly, the Fund's return may underperform the return of the Index.

OPERATIONAL RISK. The Fund is subject to risks arising from various operational factors, including, but not limited to, human error, processing and communication errors, errors of the Fund's service providers, counterparties or other third-parties, failed or inadequate processes and technology or systems failures. The Fund relies on third-parties for a range of services, including custody. Any delay or failure relating to engaging or maintaining such service providers may affect the Fund's ability to meet its investment objective. Although the Fund and the Fund's investment advisor seek to reduce these operational risks through controls and procedures, there is no way to completely protect against such risks.

PASSIVE INVESTMENT RISK. The Fund is not actively managed. The Fund invests in securities included in or representative of the Index regardless of investment merit. The Fund generally will not attempt to take defensive positions in declining markets. In the event that the Index is no longer calculated, the Index license is terminated or the identity or character of the Index is materially changed, the Fund will seek to engage a replacement index.

PORTFOLIO TURNOVER RISK. High portfolio turnover may result in the Fund paying higher levels of transaction costs and may generate greater tax liabilities for shareholders. Portfolio turnover risk may cause the Fund's performance to be less than expected.

PREMIUM/DISCOUNT RISK. The market price of the Fund's shares will generally fluctuate in accordance with changes in the Fund's net asset value as well as the relative supply of and demand for shares on the Exchange. The Fund's investment advisor cannot predict whether shares will trade below, at or above their net asset value because the shares trade on the Exchange at market prices and not at net asset value. Price differences may be due, in large part, to the fact that supply and demand forces at work in the secondary trading market for shares will be closely related, but not identical, to the same forces influencing the prices of the holdings of the Fund trading individually or in the aggregate at any point in time. However, given that shares can only be purchased and redeemed in Creation Units, and only to and from broker-dealers and large institutional investors that have entered into participation agreements (unlike shares of closed-end funds, which frequently trade at appreciable discounts from, and sometimes at premiums to, their net asset value), the Fund's investment advisor believes that large discounts or premiums to the net asset value of shares should not be sustained. During stressed market conditions, the market for the Fund's shares may become less liquid in response to deteriorating liquidity in the market for the Fund's underlying portfolio holdings, which could in turn lead to differences between the market price of the Fund's shares and their net asset value and the bid/ask spread on the Fund's shares may widen.

SMALL CAPITALIZATION COMPANIES RISK. Small capitalization companies may be more vulnerable to adverse general market or economic developments, and their securities may be less liquid and may experience greater price volatility than large and mid capitalization companies as a result of several factors, including limited trading volumes, fewer products or financial resources, management inexperience and less publicly available information. Accordingly, such companies are generally subject to greater market risk than large and mid capitalization companies.

TRADING ISSUES RISK. Trading in Fund shares on the Exchange may be halted due to market conditions or for reasons that, in the view of the Exchange, make trading in shares inadvisable. In addition, trading in Fund shares on the Exchange is subject to trading halts caused by extraordinary market volatility pursuant to the Exchange's "circuit breaker" rules. There can be no assurance that the requirements of the Exchange necessary to maintain the listing of the Fund will continue to be met or will remain unchanged. The Fund may have difficulty maintaining its listing on the Exchange in the event the Fund's assets are small, the Fund does not have enough shareholders, or if the Fund is unable to proceed with creation and/or redemption orders.

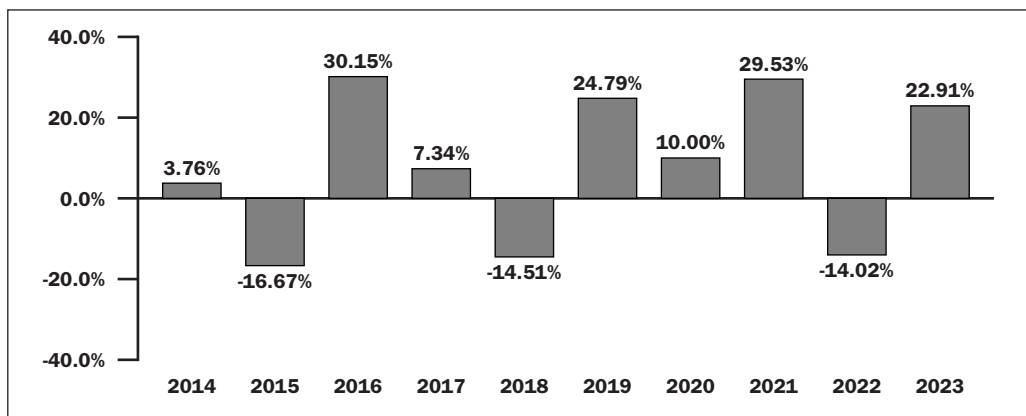
VALUE STOCKS INVESTMENT RISK. The intrinsic value of a stock with value characteristics may not be fully recognized by the market for a long time or a stock judged to be undervalued may actually be appropriately priced at a low level.

Annual Total Return

The bar chart and table below illustrate the annual calendar year returns of the Fund based on net asset value as well as the average annual Fund and Index returns. The bar chart and table provide an indication of the risks of investing in the Fund by showing changes in the Fund's performance from year-to-year and by showing how the Fund's average annual total returns based on net asset value compared to those of the Index, the Base Index, a broad-based market index and a market index. The Fund's performance information is accessible on the Fund's website at <http://www.ftportfolios.com>.

On April 8, 2016, the Fund's underlying index changed from the Defined Small Cap Value Index to the Nasdaq AlphaDEX Small Cap Value™ Index. Therefore, the Fund's performance and total returns shown below are not necessarily indicative of the performance that the Fund, based on its current Index, would have generated. Returns for an underlying index are only disclosed for those periods in which the index was in existence for the whole period. Because the Fund's new underlying index had an inception date of January 11, 2016, it was not in existence for any of the periods disclosed. The new Index is substantially similar to the Defined Small Cap Value Index.

**First Trust Small Cap Value AlphaDEX® Fund
Calendar Year Total Returns as of 12/31 ⁽¹⁾**



(1) The Fund's calendar year-to-date total return based on net asset value for the period 12/31/23 to 09/30/24 was 3.23%.

During the periods shown in the chart above:

	Return	Period Ended
Best Quarter	36.65%	June 30, 2020
Worst Quarter	-41.79%	March 31, 2020
Year-to-Date	3.23%	September 30, 2024

The Fund's past performance (before and after taxes) is not necessarily an indication of how the Fund will perform in the future.

All after-tax returns are calculated using the historical highest individual federal marginal income tax rates and do not reflect the impact of any state or local tax. Returns after taxes on distributions reflect the taxed return on the payment of dividends and capital gains. Returns after taxes on distributions and sale of shares assume you sold your shares at period end, and, therefore, are also adjusted for any capital gains or losses incurred. Returns for an index do not include expenses, which are deducted from Fund returns, or taxes.

Your own actual after-tax returns will depend on your specific tax situation and may differ from what is shown here. After-tax returns are not relevant to investors who hold Fund shares in tax-deferred accounts such as individual retirement accounts (IRAs) or employee-sponsored retirement plans.

First Trust Small Cap Value AlphaDEX® Fund (FYT)

Average Annual Total Returns for the Periods Ended December 31, 2023

	1 Year	5 Years	10 Years	Since Inception	Inception Date
Return Before Taxes	22.91%	13.45%	6.85%	9.48%	4/19/2011
Return After Taxes on Distributions	22.08%	12.80%	6.29%	8.96%	
Return After Taxes on Distributions and Sale of Fund Shares	13.51%	10.44%	5.21%	7.63%	
Nasdaq AlphaDEX Small Cap Value™ Index ⁽¹⁾ (reflects no deduction for fees, expenses or taxes)	23.96%	14.36%	N/A	N/A	
Nasdaq US 700 Small Cap Value™ Index ⁽¹⁾ (reflects no deduction for fees, expenses or taxes)	16.96%	12.27%	N/A	N/A	
S&P SmallCap 600® Value Index (reflects no deduction for fees, expenses or taxes)	14.89%	11.31%	8.17%	10.31%	
Russell 3000® Index (reflects no deduction for fees, expenses or taxes)	25.96%	15.16%	11.48%	12.41%	

(1) Performance data is not available for all the periods shown in the table for the index because performance data does not exist for some of the entire periods.

Management

Investment Advisor

First Trust Advisors L.P. (“First Trust” or the “Advisor”)

Portfolio Managers

The Fund’s portfolio is managed by a team (the “Investment Committee”) consisting of:

- Daniel J. Lindquist, Chairman of the Investment Committee and Managing Director of First Trust
- David G. McGarel, Chief Investment Officer, Chief Operating Officer and Managing Director of First Trust
- Jon C. Erickson, Senior Vice President of First Trust
- Roger F. Testin, Senior Vice President of First Trust
- Stan Ueland, Senior Vice President of First Trust
- Chris A. Peterson, Senior Vice President of First Trust
- Erik Russo, Vice President of First Trust

The Investment Committee members are primarily and jointly responsible for the day-to-day management of the Fund. Each Investment Committee member has served as a part of the portfolio management team of the Fund since 2007, except for Chris A. Peterson and Erik Russo who have served as part of the portfolio management team of the Fund since 2016 and 2020, respectively.

Purchase and Sale of Fund Shares

The Fund issues and redeems shares on a continuous basis, at net asset value, only in large blocks of shares called “Creation Units.” Individual shares of the Fund may only be purchased and sold on the secondary market through a broker-dealer. Since shares of the Fund trade on securities exchanges in the secondary market at their market price rather than their net asset value, the Fund’s shares may trade at a price greater than (premium) or less than (discount) the Fund’s net asset value. An investor may incur costs attributable to the difference between the highest price a buyer is willing to pay to purchase shares of the Fund (bid) and the lowest price a seller is willing to accept for shares of the Fund (ask) when buying or selling shares in the secondary market (the “bid-ask spread”). Recent information, including the Fund’s net asset value, market price, premiums and discounts, bid-ask spreads and the median bid-ask spread for the Fund’s most recent fiscal year, is available online at <http://www.ftportfolios.com/Retail/etf/home.aspx>.

Tax Information

The Fund's distributions are taxable and will generally be taxed as ordinary income or capital gains. Distributions on shares held in a tax-deferred account, while not immediately taxable, will be subject to tax when the shares are no longer held in a tax-deferred account.

Payments to Broker-Dealers and Other Financial Intermediaries

If you purchase shares of the Fund through a broker-dealer, registered investment adviser, bank or other financial intermediary (collectively, "intermediaries"), First Trust and First Trust Portfolios L.P., the Fund's distributor, may pay the intermediary for the sale of Fund shares and related services. These payments may create a conflict of interest by influencing the broker-dealer or other intermediary and your salesperson to recommend the Fund over another investment. Ask your salesperson or visit your financial intermediary's website for more information.

Additional Information on the Funds' Investment Objectives and Strategies

Each Fund is a series of First Trust Exchange-Traded AlphaDEX® Fund and is regulated as an “investment company” under the 1940 Act. Each Fund operates as an index fund and is not actively managed by First Trust. As such, each Fund's investment objective is to provide investment results that correspond generally to the price and yield (before the Fund's fees and expenses) of its Index. In seeking to achieve this objective, each Fund will normally invest at least 90% of its net assets (including investment borrowings) in the securities that comprise its Index. ICE Data Indices, LLC (“IDI”) serves as the index provider for the indices tracked by the AlphaDEX® Sector Funds and Nasdaq, Inc. serves as the index provider for the indices tracked by the AlphaDEX® Style Funds. IDI is a successor-in-interest to previous entities that maintained the Index in NYSE Group, Inc. and American Stock Exchange LLC. Both IDI and Nasdaq, Inc. may individually be referred to throughout this prospectus as an “Index Provider” and collectively as the “Index Providers.”

Each Fund will generally employ a full replication strategy, meaning that it will normally invest in all of the securities comprising its Index in proportion to their weightings in the Index. However, under various circumstances, full replication of the Index may not be possible or practicable. In those circumstances, a Fund may purchase a sample of securities in its Index. There may also be instances in which First Trust may choose to overweight certain securities in an Index, purchase securities not in an Index which First Trust believes are appropriate to substitute for certain securities in the Index, use futures or derivative instruments or utilize various combinations of the above techniques in seeking to track an Index. Each Fund may sell securities that are represented in its Index in anticipation of their removal from the Index or purchase securities not represented in the Index in anticipation of their addition to the Index.

Each Fund's investment objective, its 90% investment strategy and each of the policies described herein are non-fundamental policies that may be changed by the Board of Trustees of the Trust (the “Board”) without shareholder approval upon 60 days' prior written notice to shareholders. Certain fundamental policies of the Funds are set forth in the Statement of Additional Information (“SAI”) in the section entitled “Investment Objective and Policies.”

StrataQuant® Consumer Discretionary Index

The StrataQuant® Consumer Discretionary Index is a modified, equal-dollar weighted index designed to objectively identify and select stocks comprising the consumer discretionary sector from the Russell 1000® Index that have the potential for greater capital appreciation. The Index uses the AlphaDEX® selection methodology which aims to select securities that may generate positive alpha, or risk-adjusted returns, relative to traditional indices. The Index is rebalanced and reconstituted quarterly as of the last business day of March, June, September and December.

StrataQuant® Consumer Staples Index

The StrataQuant® Consumer Staples Index is a modified, equal-dollar weighted index designed to objectively identify and select stocks comprising the consumer staples sector from the Russell 1000® Index that have the potential for greater capital appreciation. The Index uses the AlphaDEX® selection methodology which aims to select securities that may generate positive alpha, or risk-adjusted returns, relative to traditional indices. The Index is rebalanced and reconstituted quarterly as of the last business day of March, June, September and December.

StrataQuant® Energy Index

The StrataQuant® Energy Index is a modified, equal-dollar weighted index designed to objectively identify and select stocks comprising the energy sector from the Russell 1000® Index that have the potential for greater capital appreciation. The Index uses the AlphaDEX® selection methodology which aims to select securities that may generate positive alpha, or risk-adjusted returns, relative to traditional indices. The Index is rebalanced and reconstituted quarterly as of the last business day of March, June, September and December.

StrataQuant® Financials Index

The StrataQuant® Financials Index is a modified, equal-dollar weighted index designed to objectively identify and select stocks comprising the financials sector from the Russell 1000® Index that have the potential for greater capital appreciation. The Index uses the AlphaDEX® selection methodology which aims to select securities that may generate positive alpha, or risk-adjusted returns, relative to traditional indices. The Index is rebalanced and reconstituted quarterly as of the last business day of March, June, September and December.

StrataQuant® Health Care Index

The StrataQuant® Health Care Index is a modified, equal-dollar weighted index designed to objectively identify and select stocks comprising the health care sector from the Russell 1000® Index that have the potential for greater capital appreciation.

The Index uses the AlphaDEX® selection methodology which aims to select securities that may generate positive alpha, or risk-adjusted returns, relative to traditional indices. The Index is rebalanced and reconstituted quarterly as of the last business day of March, June, September and December.

StrataQuant® Industrials Index

The StrataQuant® Industrials Index is a modified, equal-dollar weighted index designed to objectively identify and select stocks comprising the industrials sector from the Russell 1000® Index that have the potential for greater capital appreciation. The Index uses the AlphaDEX® selection methodology which aims to select securities that may generate positive alpha, or risk-adjusted returns, relative to traditional indices. The Index is rebalanced and reconstituted quarterly as of the last business day of March, June, September and December.

StrataQuant® Materials Index

The StrataQuant® Materials Index is a modified, equal-dollar weighted index designed to objectively identify and select stocks comprising the materials sector from the Russell 1000® Index that have the potential for greater capital appreciation. The Index uses the AlphaDEX® selection methodology which aims to select securities that may generate positive alpha, or risk-adjusted returns, relative to traditional indices. The Index is rebalanced and reconstituted quarterly as of the last business day of March, June, September and December.

StrataQuant® Technology Index

The StrataQuant® Technology Index is a modified, equal-dollar weighted index designed to objectively identify and select stocks comprising the technology sector from the Russell 1000® Index that have the potential for greater capital appreciation. The Index uses the AlphaDEX® selection methodology which aims to select securities that may generate positive alpha, or risk-adjusted returns, relative to traditional indices. The Index is rebalanced and reconstituted quarterly as of the last business day of March, June, September and December.

StrataQuant® Utilities Index

The StrataQuant® Utilities Index is a modified, equal-dollar weighted index designed to objectively identify and select stocks comprising the utilities sector from the Russell 1000® Index that have the potential for greater capital appreciation. The Index uses the AlphaDEX® selection methodology which aims to select securities that may generate positive alpha, or risk-adjusted returns, relative to traditional indices. The Index is rebalanced and reconstituted quarterly as of the last business day of March, June, September and December.

Nasdaq AlphaDEX Large Cap Core™ Index

The Nasdaq AlphaDEX Large Cap Core™ Index employs the AlphaDEX® security selection methodology to select and weight securities from the Nasdaq US 500 Large Cap™ Index. The AlphaDEX® security selection methodology aims to select securities that may generate positive alpha, or risk-adjusted returns, relative to traditional passive-style indices. The Index is rebalanced and reconstituted quarterly as of the last business day of March, June, September, and December.

Nasdaq AlphaDEX Large Cap Growth™ Index

The Nasdaq AlphaDEX Large Cap Growth™ Index employs the AlphaDEX® security selection methodology to select and weight securities from the Nasdaq US 500 Large Cap Growth™ Index classified as "growth stocks" by the Index Provider. The AlphaDEX® security selection methodology aims to select securities that may generate positive alpha, or risk-adjusted returns, relative to traditional passive-style indices. The Index is rebalanced and reconstituted quarterly as of the last business day of March, June, September, and December.

Nasdaq AlphaDEX Large Cap Value™ Index

The Nasdaq AlphaDEX Large Cap Value™ Index employs the AlphaDEX® security selection methodology to select and weight securities from the Nasdaq US 500 Large Cap Value™ Index classified as "value stocks" by the Index Provider. The AlphaDEX® security selection methodology aims to select securities that may generate positive alpha, or risk-adjusted returns, relative to traditional passive-style indices. The Index is rebalanced and reconstituted quarterly as of the last business day of March, June, September, and December.

Nasdaq AlphaDEX Mid Cap Core™ Index

The Nasdaq AlphaDEX Mid Cap Core™ Index employs the AlphaDEX® security selection methodology to select and weight securities from the Nasdaq US 600 Mid Cap™ Index. The AlphaDEX® security selection methodology aims to select securities

that may generate positive alpha, or risk-adjusted returns, relative to traditional passive-style indices. The Index is rebalanced and reconstituted quarterly as of the last business day of March, June, September, and December.

Nasdaq AlphaDEX Mid Cap Growth™ Index

The Nasdaq AlphaDEX Mid Cap Growth™ Index employs the AlphaDEX® security selection methodology to select and weight securities from the Nasdaq US 600 Mid Cap Growth™ Index classified as "growth stocks" by the Index Provider. The AlphaDEX® security selection methodology aims to select securities that may generate positive alpha, or risk-adjusted returns, relative to traditional passive-style indices. The Index is rebalanced and reconstituted quarterly as of the last business day of March, June, September, and December.

Nasdaq AlphaDEX Mid Cap Value™ Index

The Nasdaq AlphaDEX Mid Cap Value™ Index employs the AlphaDEX® security selection methodology to select and weight securities from the Nasdaq US 600 Mid Cap Value™ Index classified as "value stocks" by the Index Provider. The AlphaDEX® security selection methodology aims to select securities that may generate positive alpha, or risk-adjusted returns, relative to traditional passive-style indices. The Index is rebalanced and reconstituted quarterly as of the last business day of March, June, September, and December.

Nasdaq AlphaDEX Multi Cap Growth™ Index

The Nasdaq AlphaDEX Multi Cap Growth™ Index employs the AlphaDEX® security selection methodology to select and weight securities from the Nasdaq US 500 Large Cap Growth™ Index, the Nasdaq US 600 Mid Cap Growth™ Index and the Nasdaq US 700 Small Cap Growth™ Index classified as "growth stocks" by the Index Provider. The AlphaDEX® security selection methodology aims to select securities that may generate positive alpha, or risk-adjusted returns, relative to traditional passive-style indices. The Index is rebalanced and reconstituted quarterly as of the last business day of March, June, September, and December.

Nasdaq AlphaDEX Multi Cap Value™ Index

The Nasdaq AlphaDEX Multi Cap Value™ Index employs the AlphaDEX® security selection methodology to select and weight securities from the Nasdaq US 500 Large Cap Value™ Index, the Nasdaq US 600 Mid Cap Value™ Index and the Nasdaq US 700 Small Cap Value™ Index classified as "value stocks" by the Index Provider. The AlphaDEX® security selection methodology aims to select securities that may generate positive alpha, or risk-adjusted returns, relative to traditional passive-style indices. The Index is rebalanced and reconstituted quarterly as of the last business day of March, June, September, and December.

Nasdaq AlphaDEX Small Cap Core™ Index

The Nasdaq AlphaDEX Small Cap Core™ Index employs the AlphaDEX® security selection methodology to select and weight securities from the Nasdaq US 700 Small Cap™ Index. The AlphaDEX® security selection methodology aims to select securities that may generate positive alpha, or risk-adjusted returns, relative to traditional passive-style indices. The Index is rebalanced and reconstituted quarterly as of the last business day of March, June, September, and December.

Nasdaq AlphaDEX Small Cap Growth™ Index

The Nasdaq AlphaDEX Small Cap Growth™ Index employs the AlphaDEX® security selection methodology to select and weight securities from the Nasdaq US 700 Small Cap Growth™ Index classified as "growth stocks" by the Index Provider. The AlphaDEX® security selection methodology aims to select securities that may generate positive alpha, or risk-adjusted returns, relative to traditional passive-style indices. The Index is rebalanced and reconstituted quarterly as of the last business day of March, June, September, and December.

Nasdaq AlphaDEX Small Cap Value™ Index

The Nasdaq AlphaDEX Small Cap Value™ Index employs the AlphaDEX® security selection methodology to select and weight securities from the Nasdaq US 700 Small Cap Value™ Index classified as "value stocks" by the Index Provider. The AlphaDEX® security selection methodology aims to select securities that may generate positive alpha, or risk-adjusted returns, relative to traditional passive-style indices. The Index is rebalanced and reconstituted quarterly as of the last business day of March, June, September, and December.

More information regarding each Index, including additional detail on the Index methodology, may be found on an Index Provider's website. Neither a Fund, the Board, First Trust, or any of their affiliates, are responsible for the information set forth on an Index Provider's website. Information from an Index Provider's website and any other information not expressly included in this prospectus is not incorporated by reference in, and should not be considered part of, this prospectus.

Fund Investments

Principal Investments

Equity Securities

The Funds invest in common stocks. Common stock represents an equity ownership interest in issuers. Holders of common stock are entitled to the income and increase in the value of the assets and business of the issuers after all debt obligations and obligations to preferred stockholders are satisfied.

Non-Principal Investments

Business Development Companies

Certain Funds may invest in business development companies (“BDCs”). BDCs are a type of closed-end fund regulated under the 1940 Act that typically invest in and lend to small and medium-sized private and certain public companies that may not have access to public equity markets for capital raising. BDCs invest in such diverse industries as healthcare, chemical and manufacturing, technology and service companies. BDCs are unique in that at least 70% of their investments must be made in private and certain public U.S. businesses, and BDCs are required to make available significant managerial assistance to their portfolio companies. Unlike corporations, BDCs are not taxed on income distributed to their shareholders provided they comply with the applicable requirements of the Internal Revenue Code of 1986, as amended. BDCs, which are required to distribute substantially all of their income to investors in order to not be subject to entity level taxation, often offer a yield advantage over other types of securities. A Fund will indirectly bear its proportionate share of any management and other expenses, and of any performance based or incentive fees, charged by the BDCs in which it invests, in addition to the expenses paid by the Fund.

A Fund’s ability to invest in other investment companies, including BDCs, is limited by the 1940 Act and the related rules and interpretations. Each Fund has adopted a policy that it will not invest in other investment companies in excess of 1940 Act limits in reliance on Sections 12(d)(1)(F) or 12(d)(1)(G) of the 1940 Act.

Cash Equivalents and Short-Term Investments

Normally, a Fund invests substantially all of its assets to meet its investment objective. Each Fund may invest the remainder of its assets in securities with maturities of less than one year or cash equivalents, or it may hold cash. The percentage of a Fund invested in such holdings varies and depends on several factors, including market conditions. For temporary defensive purposes and during periods of high cash inflows or outflows, a Fund may depart from its principal investment strategies and invest part or all of its assets in these securities, or it may hold cash. During such periods, a Fund may not be able to achieve its investment objective. A Fund may adopt a defensive strategy when the portfolio managers believe securities in which the Fund normally invests have elevated risks due to political or economic factors and in other extraordinary circumstances. For more information on eligible short-term investments, see the SAI.

Real Estate Investment Trusts

Certain Funds may invest in real estate investment trusts (“REITs”). REITs are financial vehicles that pool investors’ capital to purchase or finance real estate. REITs are generally classified as equity REITs, mortgage REITs or a combination of equity and mortgage REITs. Equity REITs invest the majority of their assets directly in real property and derive income primarily from the collection of rents. Equity REITs can also realize capital gains by selling properties that have appreciated in value. Mortgage REITs invest the majority of their assets in real estate mortgages and derive income from the collection of interest payments. REITs are not taxed on income distributed to shareholders provided they comply with the applicable tax requirements.

Illiquid Investments

Certain Funds may invest up to 15% of their net assets in investments and other instruments that are, at the time of investment, illiquid (determined using the Securities and Exchange Commission’s standard applicable to investment companies, *i.e.*, any investment that the Fund reasonably expects cannot be sold or disposed of in current market conditions in seven calendar days or less without the sale or disposition significantly changing the market value of the investment). For this purpose, illiquid investments may include, but are not limited to, certain restricted securities (securities the disposition of which is restricted under the federal securities laws). Certain securities that may only be sold pursuant to Rule 144A under the Securities Act, that are deemed to be illiquid, and certain repurchase agreements, among others.

Disclosure of Portfolio Holdings

Each Fund's portfolio holdings are available on the Funds' website at <http://www.ftportfolios.com>. A description of the policies and procedures with respect to the disclosure of each Fund's portfolio securities is included in the Funds' SAI, which is also available on the Funds' website.

Risks of Investing in the Funds

Risk is inherent in all investing. Investing in a Fund involves risk, including the risk that you may lose all or part of your investment. There can be no assurance that a Fund will meet its stated objectives. Before you invest, you should consider the following disclosure pertaining to the Principal Risks set forth above as well as additional Non-Principal Risks set forth below in this prospectus. The order of the below risk factors does not indicate the significance of any particular risk factor.

Principal Risks

AUTHORIZED PARTICIPANT CONCENTRATION RISK. Only an authorized participant may engage in creation or redemption transactions directly with a Fund. A limited number of institutions act as authorized participants for a Fund. Although participants are not obligated to make a market in a Fund's shares or submit purchase and redemption orders for creation units. To the extent that these institutions exit the business, reduce their role or are unable to proceed with creation and/or redemption orders and no other authorized participant steps forward to create or redeem, a Fund's shares may trade at a premium or discount to the Fund's net asset value and possibly face delisting and the bid/ask spread on the Fund's shares may widen.

CONSUMER DISCRETIONARY COMPANIES RISK. Certain Funds invest significantly in consumer discretionary companies. Consumer discretionary companies, such as retailers, media companies and consumer services companies, provide non-essential goods and services. These companies manufacture products and provide discretionary services directly to the consumer, and the success of these companies is tied closely to the performance of the overall domestic and international economy, interest rates, competition and consumer confidence. Success depends heavily on disposable household income and consumer spending. Consumer discretionary companies may also be strongly affected by social trends and marketing campaigns. These companies may be subject to severe competition, which may have an adverse impact on their profitability. Changes in demographics and consumer tastes can also affect the demand for, and success of, consumer discretionary products in the marketplace. Consumer discretionary companies have historically been characterized as relatively cyclical and therefore more volatile in times of change.

CONSUMER STAPLES COMPANIES RISK. Certain Funds invest significantly in consumer staples companies. Consumer staples companies provide products directly to the consumer that are typically considered non-discretionary items based on consumer purchasing habits. Such products include food, beverages, household items and tobacco. Companies providing these products may be affected by the regulation of various product components and production methods, new laws, regulations or litigation, marketing campaigns, competitive pricing, enumerated factors, consumer confidence, materials costs and other factors affecting consumer demand. Changes in the worldwide economy, demographics, consumer preferences, consumer spending, exploration and production spending may adversely affect these companies, as well as natural and man-made disasters, political, social or labor unrest, world events and economic conditions. Historically, the demand for consumer staples goods has remained fairly constant regardless of the state of the economy. With some products, such as food, alcohol and tobacco, demand sometimes increases during economic downturns. However, price competition among suppliers may be very challenging, which can drive prices lower and impact returns.

CURRENT MARKET CONDITIONS RISK. Current market conditions risk is the risk that a particular investment, or shares of a Fund in general, may fall in value due to current market conditions.

As a means to fight inflation, which remains at elevated levels, the Federal Reserve and certain foreign central banks have raised interest rates; however, the Federal Reserve has recently lowered interest rates and may continue to do so. U.S. regulators have proposed several changes to market and issuer regulations which would directly impact the Funds. While it is hard to predict whether any of these regulations will be adopted, due to the current scope of proposed regulations, any regulatory changes could adversely impact a Fund's ability to achieve its investment strategies or make certain investments. Regulatory changes may also increase Fund operational costs, which could impact overall performance. Certain market factors may result in central banks changing their approach in the future. Recent and potential future bank failures could result in disruption to the broader banking industry or markets generally and reduce confidence in financial institutions and the economy as a whole, which may also heighten market volatility and reduce liquidity. Additionally, challenges in commercial real estate markets, including rising interest rates, declining valuations and increasing vacancies, could have a broader impact on financial markets.

The ongoing adversarial political climate in the United States, as well as political and diplomatic events both domestic and abroad, such as presidential, congressional and gubernatorial elections in the U.S., global elections and governmental changes and the U.S. government's failure to agree on a long-term budget and deficit reduction plan, have and may continue to have an adverse impact on the U.S. regulatory landscape, markets and investor behavior, which could have a negative impact on a Fund's investments and operations. The potential result of a U.S. federal government shutdown may also significantly impact investor and consumer behavior, which may adversely impact the markets and global economy. The change in administration resulting from the 2024 United States national elections could result in significant impacts to international trade relations, tax and immigration policies, and other aspects of the national and international political and financial landscape, which could affect, among other things, inflation and the securities markets generally. Global and domestic authorities and regulators have previously responded to serious economic disruptions with ranging fiscal and monetary policy changes, including but not limited to, direct capital infusions into companies, new monetary programs and dramatically lower interest rates. Any change in these policies, or the ineffectiveness of these policies, could increase volatility in securities markets, which may adversely impact a Fund's investments and performance. Any market disruptions could also delay a Fund from making sound investment decisions in a timely manner. If a Fund concentrates its investments in a region enduring geopolitical market disruption, it may face higher risk of loss, although the increasing interconnectivity between global economies and financial markets can lead to events or conditions in one country, region or financial market adversely impacting a different country, region or financial market.

Other unexpected political, regulatory and diplomatic events within the U.S. and abroad may affect investor and consumer confidence and may adversely impact financial markets and the broader economy. For example, ongoing armed conflicts between Russia and Ukraine in Europe and among Israel, Iran, Hamas and other militant groups in the Middle East, have caused and could continue to cause significant market disruptions and volatility within the markets in Russia, Europe, the Middle East and the United States. The hostilities and sanctions resulting from those hostilities have and could continue to have a significant impact on certain Fund investments as well as Fund performance and liquidity. The economies of the United States and its trading partners, as well as the financial markets generally, may be adversely impacted by trade disputes and other matters. For example, the United States has imposed trade barriers and restrictions on China. In addition, the Chinese government is engaged in a longstanding dispute with Taiwan, continually threatening an invasion. If the political climate between the United States and China does not improve or continues to deteriorate, if China were to attempt invading Taiwan, or if other geopolitical conflicts develop or worsen, economies, markets and individual securities may be adversely affected, and the value of a Fund's assets may go down. A public health crisis and the ensuing policies enacted by governments and central banks may cause significant volatility and uncertainty in global financial markets, negatively impacting global growth prospects. As the COVID-19 global pandemic illustrated, such events may affect certain geographic regions, countries, sectors and industries more significantly than others.

Advancements in technology may also adversely impact markets and the overall performance of a Fund. For instance, the economy may be significantly impacted by the advanced development and increased regulation of artificial intelligence. As the use of technology grows, liquidity and market movements may be affected. As artificial intelligence is used more widely, the profitability and growth of Fund holdings may be impacted, which could significantly impact the overall performance of a Fund. Additionally, cyber security breaches of both government and non-government entities could have negative impacts on infrastructure and the ability of such entities, including a Fund, to operate properly.

These events, and any other future events, may adversely affect the prices and liquidity of a Fund's portfolio investments and could result in disruptions in the trading markets.

CYBER SECURITY RISK. The Funds are susceptible to operational risks through breaches in cyber security. A breach in cyber security refers to both intentional and unintentional events that may cause a Fund to lose proprietary information, suffer data corruption or lose operational capacity. Such events could cause a Fund to incur regulatory penalties, reputational damage, additional compliance costs associated with corrective measures and/or financial loss. These risks typically are not covered by insurance. In general, cyber incidents can result from deliberate attacks or unintentional events. Cyber incidents include, but are not limited to, gaining unauthorized access to digital systems (e.g., through "hacking" or malicious software coding) for purposes of misappropriating assets or sensitive information, corrupting data or causing operational disruption. Cyber attacks may also be carried out in a manner that does not require gaining unauthorized access, such as causing denial-of-service attacks on websites (i.e., efforts to make network services unavailable to intended users). Cyber security failures by or breaches of the systems of the Advisor, distributor and other service providers (including, but not limited to, sub-advisors, index providers, fund accountants, custodians, transfer agents and administrators), market makers, authorized participants or the issuers of securities in which a Fund invests, have the ability to cause disruptions and impact business operations, potentially resulting in: financial losses; interference with a Fund's ability to calculate its net asset value; disclosure of confidential trading

information; impediments to trading; submission of erroneous trades or erroneous creation or redemption orders; the inability of a Fund or its service providers to transact business; violations of applicable privacy and other laws; regulatory fines penalties, reputational damage, reimbursement or other compensation costs; or additional compliance costs. Substantial costs may be incurred by a Fund in order to resolve or prevent cyber incidents in the future. While the Funds have established business continuity plans in the event of, and risk management systems to prevent, such cyber attacks, there are inherent limitations in such plans and systems, including the possibility that certain risks have not been identified and that prevention and remediation efforts will not be successful. Furthermore, the Funds cannot control the cyber security plans and systems put in place by service providers to the Funds, issuers in which the Funds invest, market makers or authorized participants. However, there is no guarantee that such efforts will succeed, and the Funds and their shareholders could be negatively impacted as a result.

ENERGY COMPANIES RISK. Certain Funds invest significantly in energy companies. The success of energy companies may be cyclical and highly dependent on energy prices. The market value of securities issued by energy companies may decline for many reasons, including, among other things, changes in the levels and volatility of global energy prices, energy supply and demand, capital expenditures on exploration and production of energy sources, exchange rates, interest rates, economic conditions, tax treatment, energy conservation efforts, increased competition and technological advances. Energy companies may be subject to substantial government regulation and contractual fixed pricing, which may increase the cost of doing business and limit the earnings of these companies. A significant portion of the revenues of these companies may depend on a relatively small number of customers, including governmental entities and utilities. As a result, governmental budget constraints may have a material adverse effect on the stock prices of energy companies. Energy companies may also operate in, or engage in transactions involving, countries with less developed regulatory regimes or a history of expropriation, nationalization or other adverse policies. Energy companies also face a significant risk of liability from accidents resulting in injury or loss of life or property, pollution or other environmental problems, equipment malfunctions or mishandling of materials and a risk of loss from terrorism, political strife or natural disasters. Energy companies can be significantly affected by the supply of, and demand for, specific products (e.g., oil and natural gas) and services, exploration and production spending, government subsidization, world events and general economic conditions. Energy companies may have relatively high levels of debt and may be more likely than other companies to restructure their businesses if there are downturns in energy markets or in the global economy.

EQUITY SECURITIES RISK. The value of a Fund's shares will fluctuate with changes in the value of the equity securities in which it invests. Equity securities prices fluctuate for several reasons, including changes in investors' perceptions of the financial condition of an issuer or the general condition of the relevant equity market, such as market volatility, or when political or economic events affecting the issuers occur. Common stock prices may be particularly sensitive to rising interest rates, as the cost of capital rises and borrowing costs increase. Equity securities may decline significantly in price over short or extended periods of time, and such declines may occur in the equity market as a whole, or they may occur in only a particular country, company, industry or sector of the market. Additionally, holders of an issuer's common stock may be subject to greater risks than holders of its preferred stock and debt securities because common stockholders' claims are subordinated to those of holders of preferred stocks and debt securities upon the bankruptcy of an issuer.

FINANCIAL COMPANIES RISK. Certain Funds invest significantly in financial companies. Financial companies are subject to extensive governmental regulation and intervention, which may adversely affect the scope of their activities, the prices they can charge, the amount and types of capital they must maintain and, potentially, their size. Governmental regulation may change frequently and may have significant adverse consequences for financial companies, including effects not intended by such regulation. The impact of more stringent capital requirements, or recent or future regulation in various countries, on any individual financial company or on financial companies as a whole cannot be predicted. Certain risks may impact the value of investments in financial companies more severely than those of investments in other issuers, including the risks associated with companies that operate with substantial financial leverage. Financial companies may also be adversely affected by volatility in interest rates, loan losses and other customer defaults, decreases in the availability of money or asset valuations, credit rating downgrades and adverse conditions in other related markets. Insurance companies in particular may be subject to severe price competition and/or rate regulation, which may have an adverse impact on their profitability. Financial companies are also a target for cyber attacks and may experience technology malfunctions and disruptions as a result.

GROWTH STOCKS INVESTMENT RISK. Certain Funds utilize a growth style of investing. Growth stocks generally are priced higher than non-growth stocks in relation to an issuer's earnings and other measures because investors believe they have greater growth potential. However, there is no guarantee that such an issuer will realize that growth potential. In addition, the market values of growth stocks may be more volatile than other types of investments, and therefore more susceptible to rapid price swings, especially during periods of economic uncertainty or in response to adverse news about the condition of

the issuer, such as earnings disappointments. The returns on growth stocks may or may not move in tandem with the returns on other styles of investing or the overall stock market. Growth stocks may fall out of favor and trail the returns of funds employing other styles of investing. Growth stocks may also be more adversely affected in a down market, as growth stocks typically have little or no dividend income to absorb the effect of adverse market conditions.

HEALTH CARE COMPANIES RISK. Certain Funds invest significantly in health care companies. Health care companies, such as companies providing medical and health care goods and services, companies engaged in manufacturing medical equipment, supplies and pharmaceuticals, as well as operating healthcare facilities and the provision of managed healthcare, may be affected by government regulations and government health care programs, increases or decreases in the cost of medical products and services and product liability claims, among other factors. Many health care companies are heavily dependent on patent protection, and the expiration of a company's patent may adversely affect that company's profitability. Research and development costs of bringing new drugs to market are substantial, and there is no guarantee that a proposed product will ever come to market. Health care companies are also subject to competitive forces that may result in price discounting, may be thinly capitalized and susceptible to product obsolescence.

INDEX CONCENTRATION RISK. A Fund will be concentrated in an industry or a group of industries to the extent that the Index is so concentrated. To the extent that a Fund invests a significant percentage of its assets in a single asset class or the securities of issuers within the same country, state, region, industry or sector, an adverse economic, business or political development may affect the value of the Fund's investments more than if a Fund were more broadly diversified. A significant exposure makes a Fund more susceptible to any single occurrence and may subject a Fund to greater market risk than a fund that is more broadly diversified. There may be instances in which the Index, for a variety of reasons including changes in the prices of individual securities held by a Fund, has a larger exposure to a small number of stocks or a single stock relative to the rest of the stocks in the Index. Under such circumstances, a Fund will not deviate from the Index except in rare circumstances or in an immaterial way and therefore the Fund's returns would be more greatly influenced by the returns of the stock(s) with the larger exposure.

INDEX OR MODEL CONSTITUENT RISK. Each Fund may be a constituent of one or more indices or ETF models. As a result, a Fund may be included in one or more index-tracking ETFs or mutual funds. Being a component security of such a vehicle could greatly affect the trading activity involving a Fund's shares, the size of the Fund and the market volatility of the Fund's shares. Inclusion in an index could increase demand for a Fund and removal from an index could result in outsized selling activity in a relatively short period of time. As a result, a Fund's net asset value could be negatively impacted and the Fund's market price may be below the Fund's net asset value during certain periods. In addition, index rebalances may potentially result in increased trading activity. To the extent buying or selling activity increases, a Fund can be exposed to increased brokerage costs and adverse tax consequences and the market price of the Fund can be negatively affected.

INDEX PROVIDER RISK. There is no assurance that the Index Provider, or any agents that act on its behalf, will compile an Index accurately, or that an Index will be determined, maintained, constructed, reconstituted, rebalanced, composed, calculated or disseminated accurately. An Index Provider and its agents do not provide any representation or warranty in relation to the quality, accuracy or completeness of data in an Index, and do not guarantee that an Index will be calculated in accordance with its stated methodology. The Advisor's mandate as described in this prospectus is to manage each Fund consistently with the Index provided by the Index Provider. The Advisor relies upon the Index provider and its agents to accurately compile, maintain, construct, reconstitute, rebalance, compose, calculate and disseminate an Index accurately. Therefore, losses or costs associated with any Index Provider or agent errors generally will be borne by a Fund and its shareholders. To correct any such error, the Index Provider or its agents may carry out an unscheduled rebalance of an Index or other modification of Index constituents or weightings. When a Fund in turn rebalances its portfolio, any transaction costs and market exposure arising from such portfolio rebalancing will be borne by a Fund and its shareholders. Unscheduled rebalances also expose a Fund to additional tracking error risk. Errors in respect of the quality, accuracy and completeness of the data used to compile an Index may occur from time to time and may not be identified and corrected by the Index Provider for a period of time or at all, particularly where an Index is less commonly used as a benchmark by funds or advisors. For example, during a period where an Index contains incorrect constituents, a Fund tracking the Index would have market exposure to such constituents and would be underexposed to the Index's other constituents. Such errors may negatively impact a Fund and its shareholders. An Index Provider and its agents rely on various sources of information to assess the criteria of issuers included in an Index, including information that may be based on assumptions and estimates. Neither a Fund nor the Advisor can offer assurances that an Index's calculation methodology or sources of information will provide an accurate assessment of included issuers. Unusual market conditions or issuer-specific events may cause the Index Provider to postpone a scheduled rebalance, exclude or substitute a security from the Index or undertake other measures which could cause an Index to vary from its normal or expected composition. The postponement of a scheduled rebalance in a time of market volatility could mean that constituents

that would otherwise be removed at rebalance due to changes in market capitalizations, issuer credit ratings, or other reasons may remain, causing the performance and constituents of an Index to vary from those expected under normal conditions. Apart from scheduled rebalances, the Index Provider or its agents may carry out additional ad hoc rebalances to an Index due to unusual market conditions or in order, for example, to correct an error in the selection of index constituents.

INDUSTRIALS COMPANIES RISK. Certain Funds invest significantly in industrials companies. The value of securities issued by industrials companies may be adversely affected by supply and demand related to their specific products or services and industrials sector products in general. The products of manufacturing companies may face obsolescence due to rapid technological developments and frequent new product introduction. World events and changes in government regulations, import controls, economic conditions and exchange rates may adversely affect the performance of companies in the industrials sector. Industrials companies may be adversely affected by liability for environmental damage and product liability claims. Industrials companies may also be adversely affected by changes or trends in commodity prices, which may be influenced by unpredictable factors. Industrials companies, particularly aerospace and defense companies, may also be adversely affected by government spending policies because companies in this sector tend to rely to a significant extent on government demand for their products and services.

INFORMATION TECHNOLOGY COMPANIES RISK. Certain Funds invest significantly in information technology companies. Information technology companies produce and provide hardware, software and information technology systems and services. Information technology companies are generally subject to the following risks: rapidly changing technologies and existing product obsolescence; short product life cycles; fierce competition; aggressive pricing and reduced profit margins; the loss of patent, copyright and trademark protections; cyclical market patterns; evolving industry standards; and frequent new product introductions and new market entrants. Information technology companies may be smaller and less experienced companies, with limited product lines, markets or financial resources and fewer experienced management or marketing personnel. Information technology company stocks, particularly those involved with the internet, have experienced extreme price and volume fluctuations that are often unrelated to their operating performance. In addition, information technology companies are particularly vulnerable to federal, state and local government regulation, and competition and consolidation, both domestically and internationally, including competition from foreign competitors with lower production costs. Information technology companies also face competition for services of qualified personnel and heavily rely on patents and intellectual property rights and the ability to enforce such rights to maintain a competitive advantage.

LARGE CAPITALIZATION COMPANIES RISK. Certain Funds invest in the securities of large capitalization companies. Large capitalization companies may grow at a slower rate and be less able to adapt to changing market conditions than smaller capitalization companies. Thus, the return on investment in securities of large capitalization companies may be less than the return on investment in securities of small and/or mid capitalization companies. The performance of large capitalization companies also tends to trail the overall market during different market cycles.

MARKET CAPITALIZATION DEVIATION RISK. Certain Funds seek to hold securities with a market capitalization that falls within a specific range. However, because of possible corporate action or market movement, there can be no assurance that the securities held by a Fund will stay within the Fund's intended market capitalization range. As a result, a Fund may be exposed to additional risk or investors may not be given the opportunity to invest fully in a certain market capitalization range.

MARKET MAKER RISK. The Funds face numerous market trading risks, including the potential lack of an active market for Fund shares due to a limited number of market makers. Decisions by market makers or authorized participants to reduce their role or step away from these activities in times of market stress could inhibit the effectiveness of the arbitrage process in maintaining the relationship between the underlying values of a Fund's portfolio securities and the Fund's market price. A Fund may rely on a small number of third-party market makers to provide a market for the purchase and sale of shares. Any trading halt or other problem relating to the trading activity of these market makers could result in a dramatic change in the spread between a Fund's net asset value and the price at which the Fund's shares are trading on the Exchange, which could result in a decrease in value of the Fund's shares. This reduced effectiveness could result in Fund shares trading at a discount to net asset value and also in greater than normal intraday bid-ask spreads for Fund shares.

MARKET RISK. Market risk is the risk that a particular investment, or shares of a Fund in general, may fall in value. Securities are subject to market fluctuations caused by real or perceived adverse economic, political, and regulatory factors or market developments, changes in interest rates and perceived trends in securities prices. Shares of a Fund could decline in value or underperform other investments. In addition, local, regional or global events such as war, acts of terrorism, market manipulation, government defaults, government shutdowns, regulatory actions, political changes, diplomatic developments, the imposition of sanctions and other similar measures, spread of infectious diseases or other public health issues, recessions, natural disasters, or other events could have a significant negative impact on a Fund and its investments. Any of such circumstances could have

a materially negative impact on the value of a Fund's shares, the liquidity of an investment, and may result in increased market volatility. During any such events, a Fund's shares may trade at increased premiums or discounts to their net asset value, the bid/ask spread on a Fund's shares may widen and the returns on investment may fluctuate.

MATERIALS COMPANIES RISK. Certain Funds invest significantly in materials and processing companies. Materials and processing companies are involved in the extraction or processing of raw materials such as metals, ore and forestry products. Changes in world events, political and economic conditions, energy conservation, environmental policies, commodity price volatility, changes in currency exchange rates, imposition of import controls, increased competition, depletion of resources, technical progress and labor relations, among other factors, may adversely affect materials and processing companies. These companies are also at risk of liability for environmental damage and product liability claims. Production of materials may exceed demand as a result of market imbalances or economic downturns, leading to poor investment returns.

MID CAPITALIZATION COMPANIES RISK. Mid capitalization companies may be more vulnerable to adverse general market or economic developments and thus may experience greater price volatility than more established large capitalization companies. Securities of mid capitalization companies may also be less liquid than securities of large capitalization companies and may have more limited trading volumes. Accordingly, such companies are generally subject to greater market risk than larger, more established companies.

NON-CORRELATION RISK. A Fund's return may not match the return of its Index for a number of reasons. A Fund incurs operating expenses not applicable to its Index and may incur costs in buying and selling securities, especially when rebalancing the Fund's portfolio holdings to reflect changes in the composition of the Index. In addition, a Fund's portfolio holdings may not exactly replicate the securities included in its Index or the ratios between the securities included in the Index. Additionally, in order to comply with its investment strategies and policies, a Fund's portfolio may deviate from the composition of its Index. Accordingly, a Fund's return may underperform the return of its Index.

OPERATIONAL RISK. Each Fund is subject to risks arising from various operational factors, including, but not limited to, human error, processing and communication errors, errors of a Fund's service providers, counterparties or other third-parties, failed or inadequate processes and technology or systems failures. Each Fund relies on third-parties for a range of services, including custody. Any delay or failure relating to engaging or maintaining such service providers may affect each Fund's ability to meet its investment objective. Although the Funds and the Funds' investment advisor seek to reduce these operational risks through controls and procedures, there is no way to completely protect against such risks.

PASSIVE INVESTMENT RISK. The Funds are not actively managed. Each Fund invests in securities included in or representative of its Index regardless of investment merit. The Funds generally will not attempt to take defensive positions in declining markets. In the event that an Index is no longer calculated, the corresponding Index license is terminated or the identity or character of an Index is materially changed, the applicable Fund will seek to engage a replacement index.

PORTFOLIO TURNOVER RISK. Certain Funds have an investment strategy that may frequently involve buying and selling portfolio securities. High portfolio turnover may result in a Fund paying higher levels of transaction costs, including brokerage commissions, dealer mark-ups and other costs and may generate greater tax liabilities for shareholders. Portfolio turnover risk may cause a Fund's performance to be less than expected.

PREMIUM/DISCOUNT RISK. The market price of a Fund's shares will generally fluctuate in accordance with changes in the Fund's net asset value as well as the relative supply of and demand for shares on the Exchange. First Trust cannot predict whether shares will trade below, at or above their net asset value because the shares trade on the Exchange at market prices and not at net asset value. Price differences may be due, in large part, to the fact that supply and demand forces at work in the secondary trading market for shares will be closely related, but not identical, to the same forces influencing the prices of the holdings of a Fund trading individually or in the aggregate at any point in time. However, given that shares can only be purchased and redeemed in Creation Units, and only to and from broker-dealers and large institutional investors that have entered into participation agreements (unlike shares of closed-end funds, which frequently trade at appreciable discounts from, and sometimes at premiums to, their net asset value), First Trust believes that large discounts or premiums to the net asset value of shares should not be sustained absent disruptions to the creation and redemption mechanism, extreme market volatility or potential lack of authorized participants. During stressed market conditions, the market for a Fund's shares may become less liquid in response to deteriorating liquidity in the market for a Fund's underlying portfolio holdings, which could in turn lead to differences between the market price of a Fund's shares and their net asset value and the bid/ask spread on the Fund's shares may widen.

SMALL CAPITALIZATION COMPANIES RISK. Small capitalization companies may be more vulnerable to adverse general market or economic developments, and their securities may be less liquid and may experience greater price volatility than large and mid capitalization companies as a result of several factors, including limited trading volumes, fewer products or financial resources, management inexperience and less publicly available information. Accordingly, such companies are generally subject to greater market risk than large and mid capitalization companies.

TRADING ISSUES RISK. Trading in Fund shares on an Exchange may be halted due to market conditions or for reasons that, in the view of the Exchange, make trading in shares inadvisable. In addition, trading in Fund shares on an Exchange is subject to trading halts caused by extraordinary market volatility pursuant to an Exchange's "circuit breaker" rules. There can be no assurance that the requirements of an Exchange necessary to maintain the listing of a Fund will continue to be met or will remain unchanged. A Fund may have difficulty maintaining its listing on an Exchange in the event a Fund's assets are small, the Fund does not have enough shareholders, or if the Fund is unable to proceed with creation and/or redemption orders.

UTILITY COMPANIES RISK. Certain Funds invest significantly in utility companies. Utility companies include companies producing or providing gas, electricity or water. The risks inherent in the utilities sector include a variety of factors that may adversely affect the business or operations of utility companies, including: high interest costs associated with capital construction and improvement programs; difficulty in raising adequate capital on reasonable terms in periods of high inflation and unsettled capital markets; governmental regulation of rates that the issuer can charge to customers; costs associated with compliance with, and adjusting to changes to, environmental and other regulations; effects of economic slowdowns and surplus capacity; increased competition from other providers of utilities services; costs associated with the reduced availability of certain types of fuel, occasionally reduced availability and high costs of natural gas for resale, and the effects of energy conservation policies. Some utility companies also face risks associated with the effects of a national energy policy and lengthy delays, and greatly increased costs and other problems, associated with the design, construction, licensing, regulation and operation of nuclear facilities for electric generation, including, among other considerations: the problems associated with the use of radioactive materials and the disposal of radioactive wastes; technological innovations that may render existing plants, equipment or products obsolete; difficulty in obtaining regulatory approval of new technologies; lack of compatibility of telecommunications equipment; potential impacts of terrorist activities on the utilities industry and its customers; and the impact of natural or man-made disasters. Utility companies may also be subject to regulation by various governmental authorities and may be affected by the imposition of special tariffs and changes in tax laws, regulatory policies and accounting standards. Deregulation is subjecting utility companies to greater competition and may adversely affect profitability. As deregulation allows utilities to diversify outside of their original geographic regions and their traditional lines of business, utility companies may engage in riskier ventures. There is no assurance that regulatory authorities will, in the future, grant rate increases, or that such increases will be adequate to permit the payment of dividends on stocks issued by a utility company.

VALUE STOCKS INVESTMENT RISK. Certain Funds utilize a value style of investing. A value style of investing focuses on undervalued companies with characteristics for improved valuations. Value stocks are subject to the risk that valuations never improve or that the returns on value stocks are less than returns on other styles of investing or the overall stock market. As a result, the value of a Fund's investments will vary and at times may be lower or higher than that of other types of investments. Historically, value investments have performed best during periods of economic recovery. Therefore, the value investing style may over time go in and out of favor and may trail the returns of other styles of investing. Value stocks also may decline in price, even though in theory they are already underpriced.

Non-Principal Risks

BDC RISK. BDCs may carry risks similar to those of a private equity or venture capital fund. BDCs are not redeemable at the option of the shareholder and they may trade in the market at a discount to their net asset value. The BDCs held by a Fund may employ the use of leverage their portfolios through borrowings or the issuance of preferred stock. While leverage often serves to increase the yield of a BDC, this leverage also subjects a BDC to increased risks, including the likelihood of increased volatility and the possibility that a BDC's common share income will fall if the dividend rate of the preferred shares or the interest rate on any borrowings rises.

BORROWING AND LEVERAGE RISK. If a Fund borrows money, it must pay interest and other fees, which may reduce the Fund's returns. Any such borrowings are intended to be temporary. However, under certain market conditions, including periods of decreased liquidity, such borrowings might be outstanding for longer periods of time. As prescribed by the 1940 Act, a Fund will be required to maintain specified asset coverage of at least 300% with respect to any bank borrowing immediately following such borrowing and at all times thereafter. A Fund may be required to dispose of assets on unfavorable terms if market fluctuations or other factors reduce the Fund's asset coverage to less than the prescribed amount.

CASH TRANSACTIONS RISK. The Funds may, under certain circumstances, effect a portion of their creations and redemptions for cash rather than in-kind. As a result, an investment in such a Fund may be less tax-efficient than an investment in an ETF that effects its creations and redemptions only in-kind. ETFs are able to make in-kind redemptions and avoid being taxed on gains on the distributed portfolio securities at the fund level. A Fund that effects redemptions for cash may be required to sell portfolio securities in order to obtain the cash needed to distribute redemption proceeds. Any recognized gain on these sales by a Fund will generally cause the Fund to recognize a gain it might not otherwise have recognized, or to recognize such gain sooner than would otherwise be required if it were to distribute portfolio securities only in-kind. The Funds intend to distribute these gains to shareholders to avoid being taxed on this gain at the fund level and otherwise comply with the special tax rules that apply to it. This strategy may cause shareholders to be subject to tax on gains they would not otherwise be subject to, or at an earlier date than if they had made an investment in a different ETF. Moreover, cash transactions may have to be carried out over several days if the securities market is relatively illiquid and may involve considerable brokerage fees and taxes. These brokerage fees and taxes, which will be higher than if a Fund sold and redeemed its shares in-kind, will be passed on to those purchasing and redeeming Creation Units in the form of creation and redemption transaction fees. In addition, these factors may result in wider spreads between the bid and the offered prices of a Fund's shares than for ETFs that distribute portfolio securities in-kind.

DEPOSITARY RECEIPTS RISK. Certain Funds invest in depositary receipts. Depositary receipts are securities issued by a bank or trust company reflecting ownership of underlying securities issued by a foreign company. An investment in depositary receipts involves further risks due to certain unique features. Any distributions paid to the holders of depositary receipts are usually subject to a fee charged by the depositary. Holders of depositary receipts may have limited voting rights pursuant to a deposit agreement between the underlying issuer and the depositary. In certain cases, the depositary will vote the shares deposited with it as directed by the underlying issuer's board of directors. Furthermore, investment restrictions in certain countries may adversely impact the value of depositary receipts because such restrictions may limit the ability to convert shares into depositary receipts and vice versa. Such restrictions may cause shares of the underlying issuer to trade at a discount or premium to the market price of the depositary receipt. Moreover, if depositary receipts are converted into shares, the laws in certain countries may limit the ability of a non-resident to trade the shares and to reconvert the shares to depositary receipts. Depositary receipts may be "sponsored" or "unsponsored." Sponsored depositary receipts are established jointly by a depositary and the underlying issuer, whereas unsponsored depositary receipts may be established by a depositary without participation by the underlying issuer. Holders of unsponsored depositary receipts generally bear all the costs associated with establishing the unsponsored depositary receipts. In addition, the issuers of the securities underlying unsponsored depositary receipts are not obligated to disclose material information in the U.S. and, therefore, there may be less information available regarding such issuers and there may not be a correlation between such information and the market value of the depositary receipts.

FAILURE TO QUALIFY AS A REGULATED INVESTMENT COMPANY RISK. If, in any year, a Fund fails to qualify as a regulated investment company under the applicable tax laws, that Fund would be taxed as an ordinary corporation. In such circumstances, the Fund's taxable income would be subject to tax at the Fund level and to a further tax at the shareholder level when such income is distributed and a Fund could be required to recognize unrealized gains, pay substantial taxes and interest and make substantial distributions before requalifying as a regulated investment company that is accorded special tax treatment. This would cause investors to incur higher tax liabilities than they otherwise would have incurred and would have a negative impact on Fund returns. If the Fund fails to qualify as a regulated investment company, distributions to the Fund's shareholders generally would be eligible (i) for treatment as qualified dividend income in the case of individual shareholders and (ii) for the dividends received deduction in the case of corporate shareholders. See "Federal Tax Matters."

INTELLECTUAL PROPERTY RISK. Each Fund relies on a license and related sublicense that permits a Fund to use its Index and associated trade names, trademarks and service marks (the "Intellectual Property") in connection with the Fund's name and investment strategies. Such license and related sublicense may be terminated by the Index Provider, and, as a result, a Fund may lose its ability to use the Intellectual Property. There is also no guarantee that the Index Provider has all rights to license the Intellectual Property for use by a Fund. Accordingly, in the event the license is terminated or the Index Provider does not have rights to license the Intellectual Property, it may have a significant effect on the operation of a Fund.

ISSUER SPECIFIC CHANGES RISK. The value of an individual security or particular type of security can be more volatile than the market as a whole and can perform differently from the value of the market as a whole.

LEGISLATION/LITIGATION RISK. From time to time, various legislative initiatives are proposed that may have a negative impact on certain securities in which the Funds invest. In addition, litigation regarding any of the securities owned by a Fund may negatively impact the value of the Fund's shares. Such legislation or litigation may cause a Fund to lose value or may result in higher portfolio turnover if the Advisor determines to sell such a holding.

MONEY MARKET/SHORT-TERM SECURITIES RISK. To the extent that a Fund invests in money market or short-term securities, the Fund may be subject to certain risks associated with such investments. An investment in a money market fund or short-term securities is not a bank deposit and is not insured or guaranteed by any bank, the Federal Deposit Insurance Corporation or any other government agency. It is possible for a Fund to lose money by investing in money market funds. A money market fund may not achieve its investment objective. Changes in government regulations may affect the value of an investment in a money market fund.

REAL ESTATE COMPANIES RISK. Certain Funds invest significantly in real estate companies. Real estate companies include REITs and other companies involved in the operation and development of commercial, residential and industrial real estate. An investment in a real estate company may be subject to risks similar to those associated with direct ownership of real estate, including the possibility of declines in the value of real estate, losses from casualty or condemnation, and changes in local and general economic conditions, supply and demand, interest rates, environmental liability, zoning laws, regulatory limitations on rents, property taxes, and operating expenses. Some real property companies have limited diversification because they invest in a limited number of properties, a narrow geographic area, or a single type of property. The performance of real estate companies has historically been cyclical and particularly sensitive to the overall economy and market changes, including declines in the value of real estate or, conversely, saturation of the real estate market, economic downturns and defaults by borrowers or tenants during such periods, increases in competition, possible lack of mortgage funds or other limits to accessing the credit or capital markets, and changes in interest rates.

REIT RISK. Certain Funds invest in REITs. REITs typically own and operate income-producing real estate, such as residential or commercial buildings, or real-estate related assets, including mortgages. As a result, investments in REITs are subject to the risks associated with investing in real estate, which may include, but are not limited to: fluctuations in the value of underlying properties; defaults by borrowers or tenants; market saturation; changes in general and local operating expenses; and other economic, political or regulatory occurrences affecting companies in the real estate sector. Additionally, investing in REITs involves certain other risks related to their structure and focus, which include, but are not limited to, dependency upon management skills, limited diversification, the risks of locating and managing financing for projects, heavy cash flow dependency, possible default by borrowers, the costs and potential losses of self-liquidation of one or more holdings, the risk of a possible lack of mortgage funds and associated interest rate risks, overbuilding, property vacancies, increases in property taxes and operating expenses, changes in zoning laws, losses due to environmental damages, changes in neighborhood values and appeal to purchasers, the possibility of failing to maintain exemptions from registration under the 1940 Act, failure to satisfy the requirements of the Internal Revenue Code of 1986 for maintaining REIT status and, in many cases, relatively small market capitalization, which may result in less market liquidity and greater price volatility for a REIT's shares. REITs are also subject to the risk that the real estate market may experience an economic downturn generally, which may have a material effect on the real estate in which the REITs invest and their underlying portfolio securities.

REPURCHASE AGREEMENT RISK. Certain Funds may enter into repurchase agreements. A repurchase agreement is an agreement to purchase a security from a party at one price and a simultaneous agreement to sell it back to the original party at an agreed-upon price, typically representing the purchase price plus interest. Repurchase agreements may be viewed as loans made by a Fund which are collateralized by the securities subject to repurchase. A Fund's investment return on such transactions will depend on the counterparty's willingness and ability to perform its obligations under a repurchase agreement. If a Fund's counterparty should default on its obligations and a Fund is delayed or prevented from recovering the collateral, or if the value of the collateral is insufficient, a Fund may have to borrow cash, subject to certain legal limits, or realize a loss.

RESTRICTED SECURITIES RISK. Certain Funds invest in restricted securities. Restricted securities are securities that cannot be offered for public resale unless registered under the applicable securities laws or that have a contractual restriction that prohibits or limits their resale. Restricted securities include private placement securities that have not been registered under the applicable securities laws, such as Rule 144A securities, and securities of U.S. and non-U.S. issuers that are issued pursuant to Regulation S. Private placements are generally subject to strict restrictions on resale. Restricted securities may be illiquid as they generally are not listed on an exchange and may have no active trading market. A Fund may be unable to sell a restricted security on short notice or may be able to sell them only at a price below current value. It may be more difficult to determine a market value for a restricted security. Also, a Fund may get limited information about the issuer of a restricted security, so it may be less able to predict a loss. In addition, if Fund management receives material non-public information about the issuer, a Fund may as a result be unable to sell the securities. Certain restricted securities may involve a high degree of business and financial risk and may result in substantial losses.

Fund Organization

Each Fund is a series of the Trust, an investment company registered under the 1940 Act. Each Fund is treated as a separate fund with its own investment objective and policies. The Trust is organized as a Massachusetts business trust. The Board is responsible for the overall management and direction of the Trust. The Board elects the Trust's officers and approves all significant agreements, including those with the Advisor, distributor, custodian and fund administrative and accounting agent.

Management of the Funds

First Trust Advisors L.P., 120 East Liberty Drive, Wheaton, Illinois 60187, is the investment advisor to the Funds. In this capacity, First Trust is responsible for the selection and ongoing monitoring of the securities in each Fund's portfolio and certain other services necessary for the management of the portfolios.

First Trust is a limited partnership with one limited partner, Grace Partners of DuPage L.P., and one general partner, The Charger Corporation. Grace Partners of DuPage L.P. is a limited partnership with one general partner, The Charger Corporation, and a number of limited partners. The Charger Corporation is an Illinois corporation controlled by James A. Bowen, the Chief Executive Officer of First Trust. First Trust discharges its responsibilities subject to the policies of the Funds.

First Trust serves as advisor or sub-advisor for 12 mutual fund portfolios, 10 exchange-traded funds consisting of 281 series and 6 closed-end funds. It is also the portfolio supervisor of certain unit investment trusts sponsored by First Trust Portfolios L.P. ("FTP"), an affiliate of First Trust, 120 East Liberty Drive, Wheaton, Illinois 60187. FTP specializes in the underwriting, trading and distribution of unit investment trusts and other securities. FTP is the principal underwriter of the shares of the Funds.

There is no one individual primarily responsible for portfolio management decisions for the Funds. Investments are made under the direction of the Investment Committee. The Investment Committee consists of Daniel J. Lindquist, David G. McGarel, Jon C. Erickson, Roger F. Testin, Stan Ueland, Chris A. Peterson and Erik Russo.

- Mr. Lindquist is Chairman of the Investment Committee and presides over Investment Committee meetings. Mr. Lindquist is responsible for overseeing the implementation of each Fund's investment strategy. Mr. Lindquist was a Senior Vice President of First Trust and FTP from September 2005 to July 2012 and is now a Managing Director of First Trust and FTP. Mr. Lindquist is a recipient of the Chartered Financial Analyst designation.
- Mr. McGarel is the Chief Investment Officer, Chief Operating Officer and a Managing Director of First Trust and FTP. As First Trust's Chief Investment Officer, Mr. McGarel consults with the other members of the Investment Committee on market conditions and First Trust's general investment philosophy. Mr. McGarel was a Senior Vice President of First Trust and FTP from January 2004 to July 2012. Mr. McGarel is a recipient of the Chartered Financial Analyst designation.
- Mr. Erickson joined First Trust in 1994 and is a Senior Vice President of First Trust and FTP. As the head of First Trust's Equity Research Group, Mr. Erickson is responsible for determining the securities to be purchased and sold by funds that do not utilize quantitative investment strategies. Mr. Erickson is a recipient of the Chartered Financial Analyst designation.
- Mr. Testin is a Senior Vice President of First Trust and FTP. Mr. Testin is the head of First Trust's Portfolio Management Group. Mr. Testin has been a Senior Vice President of First Trust and FTP since November 2003. Mr. Testin is a recipient of the Chartered Financial Analyst designation.
- Mr. Ueland joined First Trust as a Vice President in August 2005 and has been a Senior Vice President of First Trust and FTP since September 2012. At First Trust, he plays an important role in executing the investment strategies of each portfolio of exchange-traded funds advised by First Trust.
- Mr. Peterson is a Senior Vice President and head of First Trust's strategy research group. He joined First Trust in January of 2000. Mr. Peterson is responsible for developing and implementing quantitative equity investment strategies. Mr. Peterson received his B.S. in Finance from Bradley University in 1997 and his M.B.A. from the University of Chicago Booth School of Business in 2005. He has over 26 years of financial services industry experience and is a recipient of the Chartered Financial Analyst designation.
- Mr. Russo is a Vice President of First Trust. He is responsible for implementing the investment strategies of each portfolio of exchange-traded funds advised by First Trust in his role as a Portfolio Manager. Mr. Russo joined First Trust in January of 2010.

For additional information concerning First Trust, including a description of the services provided to the Funds, see the Funds' SAI. Additional information about the compensation of Investment Committee members, other accounts managed by members of the Investment Committee and ownership by members of the Investment Committee of shares of the Funds is provided in the SAI.

Management Fee

Pursuant to an investment management agreement (the "*Unitary Fee Investment Management Agreement*") between First Trust and the Trust, on behalf of First Trust Mid Cap Growth AlphaDEX[®] Fund, First Trust Mid Cap Value AlphaDEX[®] Fund, First Trust Small Cap Growth AlphaDEX[®] Fund and First Trust Small Cap Value AlphaDEX[®] Fund (each a "*Unitary Fee Fund*"), First Trust manages each Unitary Fee Fund's assets. First Trust is paid an annual unitary management fee equal to 0.70% of each Unitary Fee Fund's average daily net assets and is responsible for each Unitary Fee Fund's expenses, including the cost of transfer agency, custody, fund administration, legal, audit, license and other services, and excluding fee payments under the Unitary Fee Investment Management Agreement, distribution and service fees, if any, brokerage expense, acquired fund fees and expenses, if any, taxes, interest, and other extraordinary expenses.

Pursuant to a separate investment management agreement (the "*Expense Cap Investment Management Agreement*") between First Trust and the Trust, on behalf of First Trust Consumer Discretionary AlphaDEX[®] Fund, First Trust Consumer Staples AlphaDEX[®] Fund, First Trust Energy AlphaDEX[®] Fund, First Trust Financials AlphaDEX[®] Fund, First Trust Health Care AlphaDEX[®] Fund, First Trust Industrials/Producer Durables AlphaDEX[®] Fund, First Trust Materials AlphaDEX[®] Fund, First Trust Technology AlphaDEX[®] Fund, First Trust Utilities AlphaDEX[®] Fund, First Trust Large Cap Core AlphaDEX[®] Fund, First Trust Large Cap Growth AlphaDEX[®] Fund, First Trust Large Cap Value AlphaDEX[®] Fund, First Trust Mid Cap Core AlphaDEX[®] Fund, First Trust Multi Cap Growth AlphaDEX[®] Fund, First Trust Multi Cap Value AlphaDEX[®] Fund and First Trust Small Cap Core AlphaDEX[®] Fund (each an "*Expense Cap Fund*"), First Trust manages each Expense Cap Fund's assets. First Trust is paid an annual management fee equal to 0.50% of each Expense Cap Fund's average daily net assets. Additionally, First Trust and the Trust, on behalf of the Expense Cap Funds, have entered into an Expense Reimbursement and Fee Waiver Agreement (the "*Agreement*") pursuant to which First Trust has agreed to waive fees and/or reimburse fund expenses to the extent that an Expense Cap Fund's operating expenses (excluding interest expense, brokerage commissions and other trading expenses, acquired fund fees and expenses if any, taxes and extraordinary expenses) do not exceed 0.70% of average daily net assets (the "*Expense Cap*") at least through November 30, 2025 (the "*Expense Cap Termination Date*"). Each Expense Cap Fund is responsible for all of its expenses, including management fees, costs of transfer agency, custody, fund administration, legal, audit and other services, interest, taxes, brokerage commissions and other expenses related to the execution of portfolio transactions, paying for its sublicensing fees related to the Expense Cap Fund's Index, any distribution fees or expenses, and extraordinary expenses. First Trust has agreed to waive fees and/or pay Expense Cap Fund expenses to the extent necessary to prevent the annual operating expenses of each such Expense Cap Fund (excluding interest expense, brokerage commissions and other trading expenses, taxes and extraordinary expenses) from exceeding the Expense Cap until the Expense Cap Termination Date.

The table below sets forth the annual management fee that First Trust may receive from each Fund. The table also sets forth the amounts paid by the Funds to First Trust for the fiscal year ended July 31, 2024 (net of fee waivers and/or expense reimbursements, as applicable) as a percentage of a Fund's average daily net assets.

Fund	Annual Management Fee (% of average daily net assets)	Annual Expense Cap (% of average daily net assets)	Expense Cap Termination Date	Management Fee Paid for the Year Ended July 31, 2024 (% of average daily net assets)
First Trust Consumer Discretionary AlphaDEX [®] Fund (FXD)	0.50%	0.70%	November 30, 2025	0.50%
First Trust Consumer Staples AlphaDEX [®] Fund (FXG)	0.50%	0.70%	November 30, 2025	0.50%
First Trust Energy AlphaDEX [®] Fund (FXN)	0.50%	0.70%	November 30, 2025	0.50%
First Trust Financials AlphaDEX [®] Fund (FXO)	0.50%	0.70%	November 30, 2025	0.50%
First Trust Health Care AlphaDEX [®] Fund (FXH)	0.50%	0.70%	November 30, 2025	0.50%
First Trust Industrials/Producer Durables AlphaDEX [®] Fund (FXR)	0.50%	0.70%	November 30, 2025	0.50%
First Trust Materials AlphaDEX [®] Fund (FXZ)	0.50%	0.70%	November 30, 2025	0.50%
First Trust Technology AlphaDEX [®] Fund (FXL)	0.50%	0.70%	November 30, 2025	0.50%
First Trust Utilities AlphaDEX [®] Fund (FXU)	0.50%	0.70%	November 30, 2025	0.50%

Fund	Annual Management Fee (% of average daily net assets)	Annual Expense Cap (% of average daily net assets)	Expense Cap Termination Date	Management Fee Paid for the Year Ended July 31, 2024 (% of average daily net assets)
First Trust Large Cap Core AlphaDEX [®] Fund (FEX)	0.50%	0.70%	November 30, 2025	0.50%
First Trust Large Cap Growth AlphaDEX [®] Fund (FTC)	0.50%	0.70%	November 30, 2025	0.50%
First Trust Large Cap Value AlphaDEX [®] Fund (FTA)	0.50%	0.70%	November 30, 2025	0.50%
First Trust Mid Cap Core AlphaDEX [®] Fund (FNX)	0.50%	0.70%	November 30, 2025	0.50%
First Trust Mid Cap Growth AlphaDEX [®] Fund (FNY)	0.70%	N/A	N/A	0.70%
First Trust Mid Cap Value AlphaDEX [®] Fund (FNK)	0.70%	N/A	N/A	0.70%
First Trust Multi Cap Growth AlphaDEX [®] Fund (FAD)	0.50%	0.70%	November 30, 2025	0.50%
First Trust Multi Cap Value AlphaDEX [®] Fund (FAB)	0.50%	0.70%	November 30, 2025	0.50%
First Trust Small Cap Core AlphaDEX [®] Fund (FYX)	0.50%	0.70%	November 30, 2025	0.50%
First Trust Small Cap Growth AlphaDEX [®] Fund (FYC)	0.70%	N/A	N/A	0.70%
First Trust Small Cap Value AlphaDEX [®] Fund (FYT)	0.70%	N/A	N/A	0.70%

As approved by the Trust's Board of Trustees, the management fee paid to First Trust will be reduced at certain levels of Fund net assets ("*breakpoints*"). See the Fund's Statement of Additional Information for more information on the breakpoints.

A discussion regarding the Board's approval of the continuation of the Investment Management Agreement is available in the Funds' Form N-CSR for the fiscal year ended July 31, 2024.

How to Buy and Sell Shares

Most investors buy and sell shares of a Fund in secondary market transactions through brokers. Shares of each Fund are listed for trading on the secondary market on one or more national securities exchanges. Shares can be bought and sold throughout the trading day like other publicly traded shares. There is no minimum investment when buying shares on an Exchange. Although shares are generally purchased and sold in "round lots" of 100 shares, brokerage firms typically permit investors to purchase or sell shares in smaller "odd lots," at no per-share price differential. When buying or selling shares through a broker, investors should expect to pay brokerage commissions, investors may receive less than the net asset value of the shares because shares are bought and sold at market prices rather than at net asset value, and investors may pay some or all of the bid-ask spread for each transaction (purchase or sale) of Fund shares. Share prices are reported in dollars and cents per share.

Under normal circumstances, a Fund will pay out redemption proceeds to a redeeming authorized participant within one day after the authorized participant's redemption request is received, in accordance with the process set forth in a Fund's SAI and in the agreement between the authorized participant and the Fund's distributor. However, each Fund reserves the right, including under stressed market conditions, to take up to seven days after the receipt of a redemption request to pay an authorized participant, all as permitted by the 1940 Act. If a Fund has foreign investments in a country where a local market holiday, or series of consecutive holidays, or the extended delivery cycles for transferring foreign investments to redeeming authorized participants prevents the Fund from delivering such foreign investments to an authorized participant in response to a redemption request, a Fund may take up to 15 days after the receipt of the redemption request to deliver such investments to the authorized participant.

For purposes of the 1940 Act, each Fund is treated as a registered investment company and the acquisition of shares by other registered investment companies and companies relying on Sections 3(c)(1) or 3(c)(7) of the 1940 Act is subject to the restrictions of Section 12(d)(1) of the 1940 Act and the related rules and interpretations.

Book Entry

Shares are held in book-entry form, which means that no share certificates are issued. The Depository Trust Company ("*DTC*") or its nominee is the record owner of all outstanding shares of a Fund and is recognized as the owner of all shares for all purposes.

Investors owning shares are beneficial owners as shown on the records of DTC or its participants. DTC serves as the securities depository for all shares. Participants in DTC include securities brokers and dealers, banks, trust companies, clearing corporations and other institutions that directly or indirectly maintain a custodial relationship with DTC. As a beneficial owner

of shares, you are not entitled to receive physical delivery of share certificates or to have shares registered in your name, and you are not considered a registered owner of shares. Therefore, to exercise any right as an owner of shares, you must rely upon the procedures of DTC and its participants. These procedures are the same as those that apply to any other stocks that you hold in book-entry or "street name" form.

Share Trading Prices

The trading price of shares of a Fund on the secondary market is based on market price and may differ from such Fund's daily net asset value and can be affected by market forces of supply and demand, economic conditions and other factors.

Frequent Purchases and Redemptions of the Funds' Shares

The Funds impose no restrictions on the frequency of purchases and redemptions ("*market timing*"). In determining not to approve a written, established policy, the Board evaluated the risks of market timing activities by the Funds' shareholders. The Board considered that the Funds' shares can only be purchased and redeemed directly from the Funds in Creation Units by broker-dealers and large institutional investors that have entered into participation agreements (*i.e.*, authorized participants ("*APs*")) and that the vast majority of trading in the Funds' shares occurs on the secondary market. Because the secondary market trades do not involve the Funds directly, it is unlikely those trades would cause many of the harmful effects of market timing, including dilution, disruption of portfolio management, increases in the Funds' trading costs and the realization of capital gains. With respect to trades directly with the Funds, to the extent effected in-kind (*i.e.*, for securities), those trades do not cause any of the harmful effects that may result from frequent cash trades. To the extent that the Funds may effect the purchase or redemption of Creation Units in exchange wholly or partially for cash, the Board noted that such trades could result in dilution to a Fund and increased transaction costs, which could negatively impact the Funds' ability to achieve their investment objectives. However, the Board noted that direct trading by APs is critical to ensuring that the shares trade at or close to net asset value. In addition, the Funds impose fixed and variable transaction fees on purchases and redemptions of Creation Units to cover the custodial and other costs incurred by the Funds in effecting trades. Finally, the Advisor monitors purchase and redemption orders from APs for patterns of abusive trading and the Funds reserve the right to not accept orders from APs that the Advisor has determined may be disruptive to the management of the Funds.

Dividends, Distributions and Taxes

Dividends from net investment income from the Funds, if any, are declared and paid quarterly by each Fund. Each Fund distributes its net realized capital gains, if any, to shareholders at least annually.

Distributions in cash may be reinvested automatically in additional whole shares only if the broker through whom you purchased shares makes such option available. Such shares will generally be reinvested by the broker based upon the market price of those shares and investors may be subject to customary brokerage commissions charged by the broker.

Federal Tax Matters

This section summarizes some of the main U.S. federal income tax consequences of owning shares of the Funds. This section is current as of the date of this prospectus. Tax laws and interpretations change frequently, and these summaries do not describe all of the tax consequences to all taxpayers. For example, these summaries generally do not describe your situation if you are a corporation, a non-U.S. person, a broker-dealer, or other investor with special circumstances. In addition, this section does not describe your state, local or non-U.S. tax consequences.

This federal income tax summary is based in part on the advice of counsel to the Funds. The Internal Revenue Service ("*IRS*") could disagree with any conclusions set forth in this section. The following disclosure may not be sufficient for you to use for the purpose of avoiding penalties under federal tax law.

As with any investment, you should seek advice based on your individual circumstances from your own tax advisor.

Fund Status

Each Fund intends to continue to qualify as a "regulated investment company" (a "*RIC*") under the federal tax laws. If a Fund qualifies as a RIC and distributes its income as required by the tax law, the Fund generally will not pay federal income taxes.

Distributions

The Funds' distributions are generally taxable. After the end of each year, you will receive a tax statement that separates the distributions of a Fund into two categories, ordinary income distributions and capital gain dividends. Ordinary income distributions are generally taxed at your ordinary tax rate; however, as further discussed below, certain ordinary income distributions received from a Fund may be taxed at the capital gain tax rates. Some portion of the ordinary income distributions that are attributable to dividends received by a Fund from shares in certain real estate investment trusts may be designated by the Fund as eligible for a deduction for qualified business income, provided certain holding period requirements are satisfied. Generally, you will treat all capital gain dividends as long-term capital gains regardless of how long you have owned your shares.

To determine your actual tax liability for your capital gain dividends, you must calculate your total net capital gain or loss for the tax year after considering all of your other taxable transactions, as described below. In addition, the Funds may make distributions that represent a return of capital for tax purposes and thus will generally not be taxable to you; however, such distributions may reduce your tax basis in your shares, which could result in you having to pay higher taxes in the future when shares are sold, even if you sell the shares at a loss from your original investment. A "return of capital" is a return, in whole or in part, of the funds that you previously invested in the Fund. A return of capital distribution should not be considered part of a Fund's dividend yield or total return of an investment in Fund shares. The tax status of your distributions from a Fund is not affected by whether you reinvest your distributions in additional shares or receive them in cash. The tax laws may require you to treat distributions made to you in January as if you had received them on December 31 of the previous year.

Income from a Fund may also be subject to a 3.8% "Medicare tax." This tax generally applies to your net investment income if your adjusted gross income exceeds certain threshold amounts, which are \$250,000 in the case of married couples filing joint returns and \$200,000 in the case of single individuals.

Dividends Received Deduction

A corporation that owns shares generally will not be entitled to the dividends received deduction with respect to many dividends received from a Fund because the dividends received deduction is generally not available for distributions from RICs. However, certain ordinary income dividends on shares that are attributable to qualifying dividends received by the Funds from certain corporations may be reported by the Funds as being eligible for the dividends received deduction.

Capital Gains and Losses and Certain Ordinary Income Dividends

If you are an individual, the maximum marginal stated federal tax rate for net capital gain is generally 20% (15% or 0% for taxpayers with taxable incomes below certain thresholds). Some capital gains, including some portion of your capital gain dividends may be taxed at a higher maximum stated federal tax rate. Capital gain received from assets held for more than one year that is considered "unrecaptured section 1250 gain" (which may be the case, for example, with some capital gains attributable to equity interests in real estate investment trusts that constitute interests in entities treated as real estate investment trusts for federal income tax purposes) is taxed at a maximum marginal stated federal tax rate of 25%. In the case of capital gain dividends, the determination of which portion of the capital gain dividend, if any, is subject to the 25% tax rate, will be made based on rules prescribed by the United States Treasury. Capital gains may also be subject to the Medicare tax described above.

Net capital gain equals net long-term capital gain minus net short-term capital loss for the taxable year. Capital gain or loss is long-term if the holding period for the asset is more than one year and is short-term if the holding period for the asset is one year or less. You must exclude the date you purchase your shares to determine your holding period. However, if you receive a capital gain dividend from a Fund and sell your share at a loss after holding it for six months or less, the loss will be recharacterized as long-term capital loss to the extent of the capital gain dividend received. The tax rates for capital gains realized from assets held for one year or less are generally the same as for ordinary income. The Internal Revenue Code of 1986, as amended, treats certain capital gains as ordinary income in special situations.

An election may be available to you to defer recognition of the gain attributable to a capital gain dividend if you make certain qualifying investments within a limited time. You should talk to your tax advisor about the availability of this deferral election and its requirements.

Ordinary income dividends received by an individual shareholder from a RIC such as each of the Funds are generally taxed at the same rates that apply to net capital gain (as discussed above), provided certain holding period requirements are satisfied and provided the dividends are attributable to qualifying dividends received by the Funds themselves. Distributions with respect to shares in real estate investment trusts and foreign corporations are qualifying dividends only in limited circumstances. Each

Fund will provide notice to its shareholders of the amount of any distribution which may be taken into account as a dividend which is eligible for the capital gains tax rates.

Sale of Shares

If you sell or redeem your shares, you will generally recognize a taxable gain or loss. To determine the amount of this gain or loss, you must subtract your tax basis in your shares from the amount you receive in the transaction. Your tax basis in your shares is generally equal to the cost of your shares, generally including brokerage fees, if any. In some cases, however, you may have to adjust your tax basis after you purchase your shares. An election may be available to you to defer recognition of capital gain if you make certain qualifying investments within a limited time. You should talk to your tax advisor about the availability of this deferral election and its requirements.

Taxes on Purchase and Redemption of Creation Units

If you exchange securities for Creation Units, you will generally recognize a gain or a loss. The gain or loss will be equal to the difference between the market value of the Creation Units at the time and your aggregate basis in the securities surrendered and the cash component paid. If you exchange Creation Units for securities, you will generally recognize a gain or loss equal to the difference between your basis in the Creation Units and the aggregate market value of the securities received and the cash redemption amount. The IRS, however, may assert that a loss realized upon an exchange of securities for Creation Units or Creation Units for securities cannot be deducted currently under the rules governing "wash sales," or on the basis that there has been no significant change in economic position.

Treatment of Fund Expenses

Expenses incurred and deducted by the Funds will generally not be treated as income taxable to you.

Non-U.S. Tax Credit

Because the Funds may invest in non-U.S. securities, the tax statement that you receive may include an item showing non-U.S. taxes a Fund paid to other countries. In this case, dividends taxed to you will include your share of the taxes such Fund paid to other countries. You may be able to deduct or receive a tax credit for your share of these taxes.

Non-U.S. Investors

If you are a non-U.S. investor (*i.e.*, an investor other than a U.S. citizen or resident or a U.S. corporation, partnership, estate or trust), you should be aware that, generally, subject to applicable tax treaties, distributions from a Fund will be characterized as dividends for federal income tax purposes (other than dividends which a Fund properly reports as capital gain dividends) and will be subject to U.S. federal income taxes, including withholding taxes, subject to certain exceptions described below. However, distributions received by a non-U.S. investor from a Fund that are properly reported by a Fund as capital gain dividends may not be subject to U.S. federal income taxes, including withholding taxes, provided that a Fund makes certain elections and certain other conditions are met. Distributions from a Fund that are properly reported by the Fund as an interest-related dividend attributable to certain interest income received by the Fund or as a short-term capital gain dividend attributable to certain net short-term capital gain income received by the Fund may not be subject to U.S. federal income taxes, including withholding taxes when received by certain non-U.S. investors, provided that the Fund makes certain elections and certain other conditions are met. For tax years after December 31, 2022, amounts paid to or recognized by a non-U.S. affiliate that are excluded from tax under the portfolio interest, capital gain dividends, short-term capital gains or tax-exempt interest dividend exceptions or applicable treaties, may be taken into consideration in determining whether a corporation is an "applicable corporation" subject to a 15% minimum tax on adjusted financial statement income.

Distributions may be subject to a U.S. withholding tax of 30% in the case of distributions to (i) certain non-U.S. financial institutions that have not entered into an agreement with the U.S. Treasury to collect and disclose certain information and are not resident in a jurisdiction that has entered into such an agreement with the U.S. Treasury and (ii) certain other non-U.S. entities that do not provide certain certifications and information about the entity's U.S. owners. This withholding tax is also currently scheduled to apply to the gross proceeds from the disposition of securities that produce U.S. source interest or dividends. However, proposed regulations may eliminate the requirement to withhold on payments of gross proceeds from dispositions.

Investments in Certain Non-U.S. Corporations

If a Fund holds an equity interest in any "passive foreign investment companies" ("PFICs"), which are generally certain non-U.S. corporations that receive at least 75% of their annual gross income from passive sources (such as interest, dividends, certain

rents and royalties or capital gains) or that hold at least 50% of their assets in investments producing such passive income, a Fund could be subject to U.S. federal income tax and additional interest charges on gains and certain distributions with respect to those equity interests, even if all the income or gain is timely distributed to its shareholders. A Fund will not be able to pass through to its shareholders any credit or deduction for such taxes. A Fund may be able to make an election that could ameliorate these adverse tax consequences. In this case, a Fund would recognize as ordinary income any increase in the value of such PFIC shares, and as ordinary loss any decrease in such value to the extent it did not exceed prior increases included in income. Under this election, a Fund might be required to recognize in a year income in excess of its distributions from PFICs and its proceeds from dispositions of PFIC stock during that year, and such income would nevertheless be subject to the distribution requirement and would be taken into account for purposes of the 4% excise tax. Dividends paid by PFICs are not treated as qualified dividend income.

Distribution Plan

FTP serves as the distributor of Creation Units for the Funds on an agency basis. FTP does not maintain a secondary market in shares.

The Board has adopted a Distribution and Service Plan pursuant to Rule 12b-1 under the 1940 Act. In accordance with the Rule 12b-1 plan, the Funds are authorized to pay an amount up to 0.25% of their average daily net assets each year to reimburse FTP for amounts expended to finance activities primarily intended to result in the sale of Creation Units or the provision of investor services. FTP may also use this amount to compensate securities dealers or other persons that are APs for providing distribution assistance, including broker-dealer and shareholder support and educational and promotional services.

The Funds do not currently pay 12b-1 fees, and pursuant to a contractual arrangement, the Funds will not pay 12b-1 fees any time before November 30, 2025. However, in the event 12b-1 fees are charged in the future, because these fees are paid out of the Funds' assets, over time these fees will increase the cost of your investment and may cost you more than certain other types of sales charges.

Net Asset Value

Each Fund's net asset value ("NAV") is determined as of the close of regular trading (normally 4:00 p.m., Eastern Time) on each day the New York Stock Exchange ("NYSE") is open for trading. If the NYSE closes early on a valuation day, a Fund's NAV will be determined as of that time. Each Fund's NAV is calculated by dividing the value of the net assets of the Fund (i.e., the value of its total assets less total liabilities) by the total number of outstanding shares of the Fund, generally rounded to the nearest cent.

Section 2(a)(41) of the 1940 Act provides that when a market quotation is readily available for a fund's portfolio investment, it must be valued at the market value. Rule 2a-5 under the 1940 Act ("*Rule 2a-5*") defines a readily available market quotation as "a quoted price (unadjusted) in active markets for identical investments that the fund can access at the measurement date, provided that a quotation will not be readily available if it is not reliable." If a market quotation is not "readily available," then the portfolio investment must be fair valued as determined in good faith by a fund's board of trustees.

Rule 2a-5 permits a fund's board of trustees to designate the fund's investment adviser as its "valuation designee" to perform fair value determinations, subject to certain conditions. Accordingly, the Funds' Board has designated First Trust as its valuation designee (the "*Valuation Designee*") pursuant to Rule 2a-5 and has directed the Valuation Designee to perform the functions required in Rule 2a-5(a) subject to the requirements of Rule 2a-5(b) on behalf of all portfolio investments of the Funds, subject to the Board's oversight. First Trust has established a pricing committee (the "*Pricing Committee*") to assist in the administration of the duties of the Valuation Designee. The Valuation Designee has adopted valuation procedures for the First Trust Funds (the "*Valuation Procedures*"), a brief summary of which is set forth below.

The Pricing Committee has identified certain portfolio investments that are routinely categorized as having a readily available market quotation. The market value of an investment with a readily available market quotation is typically determined on the basis of official closing prices or last reported sale prices or equivalent price, although this can vary based on investment type and/or the availability of such prices.

The Pricing Committee has also identified certain portfolio investments that are routinely categorized as fair valued investments. In general, for such investments, the Funds' accounting agent will obtain all pricing data for use in valuing such investments from a pricing service provider approved by the Pricing Committee (each, a "*Pricing Service Provider*"), subject to the oversight of the Pricing Committee. Pricing Service Providers typically value non-exchange-traded instruments utilizing a range of

market-based inputs and assumptions. For example, when available, Pricing Service Providers may utilize inputs such as benchmark yields, reported trades, broker-dealer quotes, spreads, and transactions for comparable instruments. In pricing certain instruments, a Pricing Service Provider may consider information about an instrument's issuer or market activity. Pricing Service Provider valuations of non-exchange-traded instruments generally represent the service's good faith opinion as to what the holder of an instrument would receive in an orderly transaction for an institutional round lot position under current market conditions. Certain exchange-traded options, such as FLEX Options, are typically valued using a model-based price provided by a Pricing Service Provider.

Portfolio investments trading on foreign exchanges or over-the-counter markets that close prior to the close of the NYSE may be fair valued using a systematic fair valuation model provided by a Pricing Service Provider. If these foreign securities meet certain criteria in relation to the valuation model, their valuation is systematically adjusted to reflect the impact of movement in the U.S. market after the close of certain foreign markets.

If no price is available from a Pricing Service Provider or if the Pricing Committee has reason to question the accuracy or the reliability of a price supplied for a portfolio investment or the use of amortized cost, the Pricing Committee will determine the fair value of such portfolio investment in a manner that it believes most appropriately reflects the fair value of the portfolio investment on the valuation date (a "*Special Fair Value Pricing Situation*"). In a Special Fair Value Pricing Situation, the Pricing Committee will determine a fair value price subject to the process outlined in the Valuation Procedures and based on a consideration of all available information to the Pricing Committee at the time of the determination.

Additionally, for foreign securities, if an extraordinary market event occurs between the time the last "current" market quotation is available for a security in a Fund's portfolio and the time the Fund's NAV is determined that calls into doubt whether that earlier market quotation represents fair value at the time the Fund's NAV is determined, the Pricing Committee will determine the fair valuation as set forth in the Valuation Procedures.

Fair value represents a good faith approximation of the value of a portfolio investment and is the amount a Fund might reasonably expect to receive from the current sale of that investment in an arm's-length transaction. Valuing a Fund's investments using fair value pricing will result in prices that may differ from current market valuations, if any, and that may not be the prices at which those investments could have been sold during the period in which the particular fair values were used. While the Valuation Procedures and Valuation Designee's processes are intended to result in a Fund's NAV calculation that fairly reflects the values as of the time of pricing, the fair value determined for a portfolio instrument may be materially different from the value that could be realized upon the sale of that instrument.

Foreign currencies are translated into U.S. dollars at the exchange rate of such currencies against the U.S. dollar as provided by a Pricing Service Provider. All assets denominated in foreign currencies will be converted into U.S. dollars at the exchange rates in effect at the time of valuation.

Fund Service Providers

The Bank of New York Mellon, 240 Greenwich Street, New York, New York 10286, acts as the administrator, custodian and fund accounting and transfer agent for the Funds. Chapman and Cutler LLP, 320 South Canal St., Chicago, Illinois 60606, serves as legal counsel to the Funds.

Index Providers

The Indices are compiled by the Index Providers. The Index Providers are not affiliated with the Funds, FTP or First Trust. Each Fund is entitled to use the applicable Index pursuant to a sublicensing arrangement by and among the Fund, Index Provider, First Trust and FTP, which in turn has a license agreement with the Index Provider. Each Index Provider, or its agent, also serves as the index calculation agent for each Index. The index calculation agent intends to calculate and disseminate the values of the Indices at least once every 15 seconds.

Disclaimers

First Trust does not guarantee the accuracy and/or the completeness of the Indices or any data included therein and First Trust shall have no liability for any errors, omissions or interruptions therein. First Trust makes no warranty, express or implied, as to results to be obtained by the Funds, owners of the shares of the Funds or any other person or entity from the use of the Indices or any data included therein. First Trust makes no express or implied warranties, and expressly disclaims all warranties of merchantability or fitness for a particular purpose or use with respect to the Indices or any data included therein. Without

limiting any of the foregoing, in no event shall First Trust have any liability for any special, punitive, direct, indirect or consequential damages (including lost profits) arising out of matters relating to the use of the Indices, even if notified of the possibility of such damages.

"AlphaDEX[®]" is a registered trademark of FTP. The Trust, and First Trust on behalf of the Trust, has been granted the right by FTP to use the name "AlphaDEX[®]" for certain purposes.

AlphaDEX[®] Sector Funds

Source IDI Indices, LLC ("*IDI*"), is used with permission. "StrataQuant[®]" is a service/trade mark of IDI or its affiliates. Frank Russell Company is the source and owner of the trademarks, service marks and copyrights related to the Russell Indexes. Russell[®], Russell 1000[®] and Russell 3000[®] are all registered trademarks of Frank Russell Company. Russell 1000[®] and Russell 3000[®] are being utilized in the Indices under license. These trademarks have been licensed, along with the StrataQuant[®] Consumer Discretionary Index, the StrataQuant[®] Consumer Staples Index, the StrataQuant[®] Energy Index, the StrataQuant[®] Financial Index, the StrataQuant[®] Health Care Index, the StrataQuant[®] Industrials Index, the StrataQuant[®] Materials Index, the StrataQuant[®] Technology Index and the StrataQuant[®] Utilities Index, (each an "*Index*," collectively the "*Indices*") for use by FTP in connection with the First Trust Consumer Discretionary AlphaDex[®] Fund (FXD), the First Trust Consumer Staples AlphaDEX[®] Fund (FXG), the First Trust Energy AlphaDEX[®] Fund (FXN), the First Trust Financials AlphaDEX[®] Fund (FXO), the First Trust Health Care AlphaDEX[®] Fund (FXH), the First Trust Industrials/Producer Durables AlphaDEX[®] Fund (FXR), the First Trust Materials AlphaDEX[®] Fund (FXZ), First Trust Technology AlphaDEX[®] Fund (FXL), and the First Trust Utilities AlphaDEX[®] Fund (FXU) (each the "*Product*"). Neither FTP, First Trust Exchange-Traded AlphaDEX[®] Fund (the "*Trust*") nor the Product, as applicable, is sponsored, endorsed, sold or promoted by IDI Indices, LLC, its affiliates or its Third Party Suppliers, including, without limitation, Frank Russell Company ("*IDI and its Suppliers*"). IDI and its Suppliers make no representations or warranties regarding the advisability of investing in securities generally, in the Product particularly, the Trust or the ability of the Index to track general stock market performance. IDI's only relationship to FTP is the licensing of certain trademarks and trade names and the Index or components thereof. The Index is determined, composed and calculated by IDI without regard to the Licensee or the Product or its holders. IDI has no obligation to take the needs of the Licensee or the holders of the Product into consideration in determining, composing or calculating the Index. IDI is not responsible for and has not participated in the determination of the timing of, prices of, or quantities of the Product to be issued or in the determination or calculation of the equation by which the Product is to be priced, sold, purchased, or redeemed. Except for certain custom index calculation services, all information provided by IDI is general in nature and not tailored to the needs of Licensee or any other person, entity or group of persons. IDI has no obligation or liability in connection with the administration, marketing, or trading of the Product. IDI is not an investment advisor. Inclusion of a security within an index is not a recommendation by IDI to buy, sell, or hold such security, nor is it considered to be investment advice.

FTP has licensed to IDI, free of charge, the right to use certain intellectual property owned by FTP, including the AlphaDEX[®] trademark and the AlphaDEX[®] stock selection method, in connection with the creation of the StrataQuant[®] Series Indices. FTP has received a patent on the AlphaDEX[®] stock selection method from the United States Patent and Trademark Office. Notwithstanding such license, IDI is solely responsible for the creation, compilation and administration of the StrataQuant[®] Series Indices and has the exclusive right to determine the stocks included in the Indices and the Indices' methodologies.

IDI AND ITS SUPPLIERS DISCLAIM ANY AND ALL WARRANTIES AND REPRESENTATIONS, EXPRESS AND/OR IMPLIED, INCLUDING ANY WARRANTIES OF MERCHANTABILITY OR FITNESS FOR A PARTICULAR PURPOSE OR USE, INCLUDING THE INDICES, INDEX DATA AND ANY INFORMATION INCLUDED IN, RELATED TO, OR DERIVED THEREFROM ("*INDEX DATA*"). IDI AND ITS SUPPLIERS SHALL NOT BE SUBJECT TO ANY DAMAGES OR LIABILITY WITH RESPECT TO THE ADEQUACY, ACCURACY, TIMELINESS OR COMPLETENESS OF THE INDICES AND THE INDEX DATA, WHICH ARE PROVIDED ON AN "AS IS" BASIS AND YOUR USE IS AT YOUR OWN RISK.

AlphaDEX[®] Style Funds

FTP has licensed to Nasdaq, Inc., free of charge, the right to use certain intellectual property owned by FTP, including the AlphaDEX[®] trademark and the AlphaDEX[®] stock selection method, in connection with Nasdaq, Inc.'s creation of the Indices tracked by the AlphaDEX Style Funds (the "*Nasdaq Indices*"). Notwithstanding such license, Nasdaq, Inc. is solely responsible for the creation, compilation and administration of the Nasdaq Indices and has the exclusive right to determine the stocks included in the Nasdaq Indices and the Nasdaq Indices' methodologies.

The AlphaDEX[®] Style Funds are not sponsored, endorsed, sold or promoted by Nasdaq, Inc. or its affiliates (Nasdaq, Inc., with its affiliates, are referred to as the "*Corporations*"). The Corporations have not passed on the legality or suitability of, or the accuracy or adequacy of descriptions and disclosures relating to, the AlphaDEX[®] Style Funds. The Corporations make no

representation or warranty, express or implied to the owners of the AlphaDEX[®] Style Funds or any member of the public regarding the advisability of investing in securities generally or in the AlphaDEX[®] Style Funds particularly, or the ability of the Indices to track general market performance. The Corporations' only relationship to First Trust ("*Licensee*") is in the licensing of "Nasdaq" and the Nasdaq Indices' registered trademarks, trade names and service marks of the Corporations and the use of the Nasdaq Indices which are determined, composed and calculated by the Corporations without regard to Licensee or the AlphaDEX[®] Style Funds. Nasdaq, Inc. has no obligation to take the needs of the Licensee or the owners of the AlphaDEX[®] Style Funds into consideration in determining, composing or calculating the Nasdaq Indices. The Corporations are not responsible for and have not participated in the determination of the timing of, prices at, or quantities of the AlphaDEX[®] Style Funds to be issued or in the determination or calculation of the equation by which an AlphaDEX[®] Style Fund is to be converted into cash. The Corporations have no liability in connection with the administration, marketing or trading of the AlphaDEX[®] Style Funds.

THE CORPORATIONS DO NOT GUARANTEE THE ACCURACY AND/OR UNINTERRUPTED CALCULATION OF THE NASDAQ INDICES OR ANY DATA INCLUDED THEREIN. THE CORPORATIONS MAKE NO WARRANTY, EXPRESS OR IMPLIED, AS TO RESULTS TO BE OBTAINED BY LICENSEE, OWNERS OF THE ALPHAD[®] STYLE FUNDS, OR ANY OTHER PERSON OR ENTITY FROM THE USE OF THE NASDAQ INDICES OR ANY DATA INCLUDED THEREIN. THE CORPORATIONS MAKE NO EXPRESS OR IMPLIED WARRANTIES, AND EXPRESSLY DISCLAIM ALL WARRANTIES OF MERCHANTABILITY OR FITNESS FOR A PARTICULAR PURPOSE OR USE WITH RESPECT TO THE NASDAQ INDICES OR ANY DATA INCLUDED THEREIN. WITHOUT LIMITING ANY OF THE FOREGOING, IN NO EVENT SHALL THE CORPORATIONS HAVE ANY LIABILITY FOR ANY LOST PROFITS OR SPECIAL, INCIDENTAL, PUNITIVE, INDIRECT, OR CONSEQUENTIAL DAMAGES, EVEN IF NOTIFIED OF THE POSSIBILITY OF SUCH DAMAGES.

Premium/Discount Information

Information showing the number of days the market price of each Fund's shares was greater (at a premium) and less (at a discount) than each Fund's net asset value for the most recently completed year, and the most recently completed calendar quarters since that year (or life of a Fund, if shorter), is available at <http://www.ftportfolios.com/Retail/etf/home.aspx>.

Financial Highlights

The financial highlights table is intended to help you understand each Fund's financial performance for the periods shown. Certain information reflects financial results for a single share of the Funds. The total returns represent the rate that an investor would have earned (or lost) on an investment in a Fund (assuming reinvestment of all dividends and distributions). The information for the periods indicated has been derived from financial statements audited by Deloitte & Touche LLP, whose report, along with each Fund's financial statements, is included in the Funds' Form N-CSR dated July 31, 2024 and is incorporated by reference in each Fund's SAI, which is available upon request.

First Trust Exchange-Traded AlphaDEX[®] Fund Sector Funds

Financial Highlights For a share outstanding throughout each period

First Trust Consumer Discretionary AlphaDEX[®] Fund (FXD)

	Year Ended July 31,				
	2024	2023	2022	2021	2020
Net asset value, beginning of period	\$ 57.41	\$ 49.57	\$ 61.36	\$ 39.70	\$ 43.40
Income from investment operations:					
Net investment income (loss)	0.41 ^(a)	0.35 ^(a)	0.52	0.20	0.36
Net realized and unrealized gain (loss)	3.29	7.95	(11.78)	21.61	(3.61)
Total from investment operations	3.70	8.30	(11.26)	21.81	(3.25)
Distributions paid to shareholders from:					
Net investment income	(0.40)	(0.46)	(0.53)	(0.15)	(0.45)
Net asset value, end of period	\$ 60.71	\$ 57.41	\$ 49.57	\$ 61.36	\$ 39.70
Total Return^(b)	6.47%	16.93%	(18.43)%	54.99%	(7.39)%
Ratios to average net assets/supplemental data:					
Net assets, end of period (in 000's)	\$1,481,355	\$1,504,179	\$394,117	\$1,948,136	\$948,948
Ratio of total expenses to average net assets	0.61%	0.61%	0.61%	0.61%	0.63%
Ratio of net investment income (loss) to average net assets	0.72%	0.71%	0.82%	0.38%	0.77%
Portfolio turnover rate ^(c)	84%	110%	76%	88%	115%

(a) Based on average shares outstanding.

(b) Total return is calculated assuming an initial investment made at the net asset value at the beginning of the period, reinvestment of all distributions at net asset value during the period, and redemption at net asset value on the last day of the period. The returns presented do not reflect the deduction of taxes that a shareholder would pay on Fund distributions or the redemption or sale of Fund shares. Total return is calculated for the time period presented and is not annualized for periods of less than a year.

(c) Portfolio turnover is calculated for the time period presented and is not annualized for periods of less than a year and does not include securities received or delivered from processing creations or redemptions and in-kind transactions.

**First Trust Exchange-Traded AlphaDEX® Fund
Sector Funds**

Financial Highlights

For a share outstanding throughout each period

First Trust Consumer Staples AlphaDEX® Fund (FXG)

	Year Ended July 31,				
	2024	2023	2022	2021	2020
Net asset value, beginning of period	\$ 64.37	\$ 63.79	\$ 56.21	\$ 48.76	\$ 45.80
Income from investment operations:					
Net investment income (loss)	0.92 ^(a)	1.20 ^(a)	0.81	0.79	0.84
Net realized and unrealized gain (loss)	2.05 ^(b)	0.56	7.55	7.40	2.98
Total from investment operations	2.97	1.76	8.36	8.19	3.82
Distributions paid to shareholders from:					
Net investment income	(0.95)	(1.18)	(0.78)	(0.74)	(0.86)
Net asset value, end of period	\$ 66.39	\$ 64.37	\$ 63.79	\$ 56.21	\$ 48.76
Total Return ^(c)	4.69%	2.87%	14.95%	16.88%	8.46%
Ratios to average net assets/supplemental data:					
Net assets, end of period (in 000's)	\$414,948	\$656,528	\$650,653	\$247,311	\$258,429
Ratio of total expenses to average net assets	0.62%	0.63%	0.63%	0.64%	0.63%
Ratio of net investment income (loss) to average net assets	1.46%	1.92%	1.41%	1.43%	1.72%
Portfolio turnover rate ^(d)	67%	63%	88%	94%	113%

(a) Based on average shares outstanding.

(b) The per share amount does not correlate with the aggregate realized and unrealized gain (loss) due to the timing of the Fund share sales and repurchases in relation to market value fluctuation of the underlying investments.

(c) Total return is calculated assuming an initial investment made at the net asset value at the beginning of the period, reinvestment of all distributions at net asset value during the period, and redemption at net asset value on the last day of the period. The returns presented do not reflect the deduction of taxes that a shareholder would pay on Fund distributions or the redemption or sale of Fund shares. Total return is calculated for the time period presented and is not annualized for periods of less than a year.

(d) Portfolio turnover is calculated for the time period presented and is not annualized for periods of less than a year and does not include securities received or delivered from processing creations or redemptions and in-kind transactions.

**First Trust Exchange-Traded AlphaDEX® Fund
Sector Funds**

Financial Highlights

For a share outstanding throughout each period

First Trust Energy AlphaDEX® Fund (FXN)

	Year Ended July 31,				
	2024	2023	2022	2021	2020
Net asset value, beginning of period	\$ 17.25	\$ 16.80	\$ 10.33	\$ 6.54	\$ 10.88
Income from investment operations:					
Net investment income (loss)	0.34 ^(a)	0.52 ^(a)	0.27	0.31	0.16
Net realized and unrealized gain (loss)	1.04	0.50 ^(b)	6.46	3.81	(4.31)
Total from investment operations	1.38	1.02	6.73	4.12	(4.15)
Distributions paid to shareholders from:					
Net investment income	(0.34)	(0.57)	(0.26)	(0.33)	(0.19)
Net asset value, end of period	\$ 18.29	\$ 17.25	\$ 16.80	\$ 10.33	\$ 6.54
Total Return ^(c)	8.08%	6.38%	65.76%	66.66%	(38.32)%
Ratios to average net assets/supplemental data:					
Net assets, end of period (in 000's)	\$548,790	\$567,687	\$1,665,291	\$328,966	\$615,795
Ratio of total expenses to average net assets	0.61%	0.62%	0.61%	0.64%	0.64%
Ratio of net investment income (loss) to average net assets	1.93%	3.01%	2.34%	1.70%	2.39%
Portfolio turnover rate ^(d)	60%	58%	79%	71%	165%

(a) Based on average shares outstanding.

(b) The per share amount does not correlate with the aggregate realized and unrealized gain (loss) due to the timing of the Fund share sales and repurchases in relation to market value fluctuation of the underlying investments.

(c) Total return is calculated assuming an initial investment made at the net asset value at the beginning of the period, reinvestment of all distributions at net asset value during the period, and redemption at net asset value on the last day of the period. The returns presented do not reflect the deduction of taxes that a shareholder would pay on Fund distributions or the redemption or sale of Fund shares. Total return is calculated for the time period presented and is not annualized for periods of less than a year.

(d) Portfolio turnover is calculated for the time period presented and is not annualized for periods of less than a year and does not include securities received or delivered from processing creations or redemptions and in-kind transactions.

**First Trust Exchange-Traded AlphaDEX® Fund
Sector Funds**

Financial Highlights

For a share outstanding throughout each period

First Trust Financials AlphaDEX® Fund (FXO)

	Year Ended July 31,				
	2024	2023	2022	2021	2020
Net asset value, beginning of period	\$ 41.49	\$ 41.48	\$ 43.40	\$ 25.87	\$ 32.35
Income from investment operations:					
Net investment income (loss)	1.10 ^(a)	1.28 ^(a)	0.92	0.81	0.72
Net realized and unrealized gain (loss)	9.11	(0.05)	(1.97)	17.55	(6.37)
Total from investment operations	10.21	1.23	(1.05)	18.36	(5.65)
Distributions paid to shareholders from:					
Net investment income	(1.19)	(1.22)	(0.87)	(0.83)	(0.83)
Net asset value, end of period	\$ 50.51	\$ 41.49	\$ 41.48	\$ 43.40	\$ 25.87
Total Return ^(b)	25.17%	3.24%	(2.52)%	71.99%	(17.56)%
Ratios to average net assets/supplemental data:					
Net assets, end of period (in 000's)	\$904,182	\$894,024	\$1,171,738	\$1,312,886	\$538,172
Ratio of total expenses to average net assets	0.61%	0.62%	0.62%	0.61%	0.62%
Ratio of net investment income (loss) to average net assets	2.57%	3.06%	2.10%	2.25%	2.36%
Portfolio turnover rate ^(c)	75%	78%	64%	86%	90%

(a) Based on average shares outstanding.

(b) Total return is calculated assuming an initial investment made at the net asset value at the beginning of the period, reinvestment of all distributions at net asset value during the period, and redemption at net asset value on the last day of the period. The returns presented do not reflect the deduction of taxes that a shareholder would pay on Fund distributions or the redemption or sale of Fund shares. Total return is calculated for the time period presented and is not annualized for periods of less than a year.

(c) Portfolio turnover is calculated for the time period presented and is not annualized for periods of less than a year and does not include securities received or delivered from processing creations or redemptions and in-kind transactions.

**First Trust Exchange-Traded AlphaDEX® Fund
Sector Funds**

Financial Highlights

For a share outstanding throughout each period

First Trust Health Care AlphaDEX® Fund (FXH)

	Year Ended July 31,				
	2024	2023	2022	2021	2020
Net asset value, beginning of period	\$ 106.42	\$ 108.57	\$ 122.03	\$ 95.29	\$ 77.62
Income from investment operations:					
Net investment income (loss)	0.38 ^(a)	0.21 ^(a)	0.13	(0.15)	0.01
Net realized and unrealized gain (loss)	2.74	(2.06)	(13.59)	26.89	17.66
Total from investment operations	3.12	(1.85)	(13.46)	26.74	17.67
Distributions paid to shareholders from:					
Net investment income	(0.38)	(0.30)	—	—	—
Net asset value, end of period	\$ 109.16	\$ 106.42	\$ 108.57	\$ 122.03	\$ 95.29
Total Return ^(b)	2.95%	(1.69)%	(11.03)%	28.08%	22.75%
Ratios to average net assets/supplemental data:					
Net assets, end of period (in 000's)	\$1,266,313	\$1,521,820	\$1,503,728	\$1,604,748	\$1,348,309
Ratio of total expenses to average net assets	0.60%	0.62%	0.61%	0.61%	0.61%
Ratio of net investment income (loss) to average net assets	0.37%	0.19%	0.12%	(0.14)%	0.01%
Portfolio turnover rate ^(c)	98%	94%	88%	103%	107%

(a) Based on average shares outstanding.

(b) Total return is calculated assuming an initial investment made at the net asset value at the beginning of the period, reinvestment of all distributions at net asset value during the period, and redemption at net asset value on the last day of the period. The returns presented do not reflect the deduction of taxes that a shareholder would pay on Fund distributions or the redemption or sale of Fund shares. Total return is calculated for the time period presented and is not annualized for periods of less than a year.

(c) Portfolio turnover is calculated for the time period presented and is not annualized for periods of less than a year and does not include securities received or delivered from processing creations or redemptions and in-kind transactions.

**First Trust Exchange-Traded AlphaDEX® Fund
Sector Funds**

Financial Highlights

For a share outstanding throughout each period

First Trust Industrials/Producer Durables AlphaDEX® Fund (FXR)

	Year Ended July 31,				
	2024	2023	2022	2021	2020
Net asset value, beginning of period	\$ 61.85	\$ 53.68	\$ 59.52	\$ 39.13	\$ 42.49
Income from investment operations:					
Net investment income (loss)	0.53 ^(a)	0.45 ^(a)	0.42	0.33	0.58
Net realized and unrealized gain (loss)	11.31	8.18	(5.87)	20.42	(3.29)
Total from investment operations	11.84	8.63	(5.45)	20.75	(2.71)
Distributions paid to shareholders from:					
Net investment income	(0.54)	(0.46)	(0.39)	(0.36)	(0.65)
Net asset value, end of period	\$ 73.15	\$ 61.85	\$ 53.68	\$ 59.52	\$ 39.13
Total Return ^(b)	19.26%	16.23%	(9.16)%	53.21%	(6.30)%
Ratios to average net assets/supplemental data:					
Net assets, end of period (in 000's)	\$1,945,865	\$1,762,616	\$1,578,226	\$1,767,604	\$179,979
Ratio of total expenses to average net assets	0.60%	0.61%	0.61%	0.61%	0.64%
Ratio of net investment income (loss) to average net assets	0.82%	0.82%	0.74%	0.55%	1.30%
Portfolio turnover rate ^(c)	78%	81%	77%	91%	97%

(a) Based on average shares outstanding.

(b) Total return is calculated assuming an initial investment made at the net asset value at the beginning of the period, reinvestment of all distributions at net asset value during the period, and redemption at net asset value on the last day of the period. The returns presented do not reflect the deduction of taxes that a shareholder would pay on Fund distributions or the redemption or sale of Fund shares. Total return is calculated for the time period presented and is not annualized for periods of less than a year.

(c) Portfolio turnover is calculated for the time period presented and is not annualized for periods of less than a year and does not include securities received or delivered from processing creations or redemptions and in-kind transactions.

**First Trust Exchange-Traded AlphaDEX® Fund
Sector Funds**

Financial Highlights

For a share outstanding throughout each period

First Trust Materials AlphaDEX® Fund (FXZ)

	Year Ended July 31,				
	2024	2023	2022	2021	2020
Net asset value, beginning of period	\$ 68.14	\$ 61.97	\$ 57.91	\$ 35.85	\$ 38.48
Income from investment operations:					
Net investment income (loss)	1.02 ^(a)	1.00 ^(a)	0.89	0.72	0.71
Net realized and unrealized gain (loss)	(0.89)	6.50	3.93 ^(b)	22.05	(2.57)
Total from investment operations	0.13	7.50	4.82	22.77	(1.86)
Distributions paid to shareholders from:					
Net investment income	(1.04)	(1.33)	(0.76)	(0.71)	(0.77)
Net asset value, end of period	\$ 67.23	\$ 68.14	\$ 61.97	\$ 57.91	\$ 35.85
Total Return ^(c)	0.21%	12.41%	8.37%	64.02%	(4.78)%
Ratios to average net assets/supplemental data:					
Net assets, end of period (in 000's)	\$379,864	\$589,445	\$1,567,915	\$460,362	\$96,795
Ratio of total expenses to average net assets	0.61%	0.62%	0.61%	0.64%	0.67%
Ratio of net investment income (loss) to average net assets	1.54%	1.58%	1.69%	1.39%	1.95%
Portfolio turnover rate ^(d)	53%	35%	60%	77%	84%

(a) Based on average shares outstanding.

(b) The per share amount does not correlate with the aggregate realized and unrealized gain (loss) due to the timing of the Fund share sales and repurchases in relation to market value fluctuation of the underlying investments.

(c) Total return is calculated assuming an initial investment made at the net asset value at the beginning of the period, reinvestment of all distributions at net asset value during the period, and redemption at net asset value on the last day of the period. The returns presented do not reflect the deduction of taxes that a shareholder would pay on Fund distributions or the redemption or sale of Fund shares. Total return is calculated for the time period presented and is not annualized for periods of less than a year.

(d) Portfolio turnover is calculated for the time period presented and is not annualized for periods of less than a year and does not include securities received or delivered from processing creations or redemptions and in-kind transactions.

**First Trust Exchange-Traded AlphaDEX® Fund
Sector Funds**

Financial Highlights

For a share outstanding throughout each period

First Trust Technology AlphaDEX® Fund (FXL)

	Year Ended July 31,				
	2024	2023	2022	2021	2020
Net asset value, beginning of period	\$ 120.05	\$ 104.35	\$ 125.53	\$ 89.44	\$ 69.32
Income from investment operations:					
Net investment income (loss)	0.40 ^(a)	0.23 ^(a)	0.34	(0.06)	0.11
Net realized and unrealized gain (loss)	15.10	15.73	(21.21)	36.15	20.17
Total from investment operations	15.50	15.96	(20.87)	36.09	20.28
Distributions paid to shareholders from:					
Net investment income	(0.40)	(0.26)	(0.31)	—	(0.16)
Net asset value, end of period	\$ 135.15	\$ 120.05	\$ 104.35	\$ 125.53	\$ 89.44
Total Return ^(b)	12.93%	15.36%	(16.64)%	40.34%	29.33%
Ratios to average net assets/supplemental data:					
Net assets, end of period (in 000's)	\$1,338,637	\$1,231,083	\$1,143,164	\$2,668,074	\$2,205,109
Ratio of total expenses to average net assets	0.60%	0.62%	0.61%	0.61%	0.61%
Ratio of net investment income (loss) to average net assets	0.32%	0.23%	0.27%	(0.05)%	0.16%
Portfolio turnover rate ^(c)	119%	104%	91%	92%	110%

(a) Based on average shares outstanding.

(b) Total return is calculated assuming an initial investment made at the net asset value at the beginning of the period, reinvestment of all distributions at net asset value during the period, and redemption at net asset value on the last day of the period. The returns presented do not reflect the deduction of taxes that a shareholder would pay on Fund distributions or the redemption or sale of Fund shares. Total return is calculated for the time period presented and is not annualized for periods of less than a year.

(c) Portfolio turnover is calculated for the time period presented and is not annualized for periods of less than a year and does not include securities received or delivered from processing creations or redemptions and in-kind transactions.

**First Trust Exchange-Traded AlphaDEX® Fund
Sector Funds**

Financial Highlights

For a share outstanding throughout each period

First Trust Utilities AlphaDEX® Fund (FXU)

	Year Ended July 31,				
	2024	2023	2022	2021	2020
Net asset value, beginning of period	\$ 32.56	\$ 34.33	\$ 30.82	\$ 27.54	\$ 28.87
Income from investment operations:					
Net investment income (loss)	0.87 ^(a)	0.70 ^(a)	0.69	0.68	1.05
Net realized and unrealized gain (loss)	2.32	(1.75)	3.47	3.32	(1.29)
Total from investment operations	3.19	(1.05)	4.16	4.00	(0.24)
Distributions paid to shareholders from:					
Net investment income	(0.91)	(0.72)	(0.65)	(0.72)	(1.09)
Net asset value, end of period	\$ 34.84	\$ 32.56	\$ 34.33	\$ 30.82	\$ 27.54
Total Return ^(b)	10.15%	(3.01)%	13.69%	14.80%	(0.70)%
Ratios to average net assets/supplemental data:					
Net assets, end of period (in 000's)	\$252,591	\$306,069	\$396,558	\$174,146	\$229,988
Ratio of total expenses to average net assets	0.63%	0.64%	0.64%	0.64%	0.62%
Ratio of net investment income (loss) to average net assets	2.78%	2.13%	2.22%	2.33%	2.42%
Portfolio turnover rate ^(c)	53%	46%	48%	38%	64%

(a) Based on average shares outstanding.

(b) Total return is calculated assuming an initial investment made at the net asset value at the beginning of the period, reinvestment of all distributions at net asset value during the period, and redemption at net asset value on the last day of the period. The returns presented do not reflect the deduction of taxes that a shareholder would pay on Fund distributions or the redemption or sale of Fund shares. Total return is calculated for the time period presented and is not annualized for periods of less than a year.

(c) Portfolio turnover is calculated for the time period presented and is not annualized for periods of less than a year and does not include securities received or delivered from processing creations or redemptions and in-kind transactions.

**First Trust Exchange-Traded AlphaDEX® Fund
Style Funds**

Financial Highlights

For a share outstanding throughout each period

First Trust Large Cap Core AlphaDEX® Fund (FEX)

	Year Ended July 31,				
	2024	2023	2022	2021	2020
Net asset value, beginning of period	\$ 87.55	\$ 81.83	\$ 86.85	\$ 62.29	\$ 62.11
Income from investment operations:					
Net investment income (loss)	1.18 ^(a)	1.35 ^(a)	1.01	0.71	0.93
Net realized and unrealized gain (loss)	12.60	5.74	(5.08)	24.55	0.20
Total from investment operations	13.78	7.09	(4.07)	25.26	1.13
Distributions paid to shareholders from:					
Net investment income	(1.17)	(1.37)	(0.95)	(0.70)	(0.95)
Net asset value, end of period	\$ 100.16	\$ 87.55	\$ 81.83	\$ 86.85	\$ 62.29
Total Return ^(b)	15.89%	8.86%	(4.73)%	40.77%	1.95%
Ratios to average net assets/supplemental data:					
Net assets, end of period (in 000's)	\$1,242,042	\$1,181,943	\$1,104,730	\$1,189,909	\$924,980
Ratio of total expenses to average net assets	0.58%	0.60%	0.59%	0.59%	0.59%
Ratio of net investment income (loss) to average net assets	1.30%	1.67%	1.16%	0.94%	1.49%
Portfolio turnover rate ^(c)	88%	87%	87%	91%	104%

(a) Based on average shares outstanding.

(b) Total return is calculated assuming an initial investment made at the net asset value at the beginning of the period, reinvestment of all distributions at net asset value during the period, and redemption at net asset value on the last day of the period. The returns presented do not reflect the deduction of taxes that a shareholder would pay on Fund distributions or the redemption or sale of Fund shares. Total return is calculated for the time period presented and is not annualized for periods of less than a year.

(c) Portfolio turnover is calculated for the time period presented and is not annualized for periods of less than a year and does not include securities received or delivered from processing creations or redemptions and in-kind transactions.

**First Trust Exchange-Traded AlphaDEX® Fund
Style Funds**

Financial Highlights

For a share outstanding throughout each period

First Trust Large Cap Growth AlphaDEX® Fund (FTC)

	Year Ended July 31,				
	2024	2023	2022	2021	2020
Net asset value, beginning of period	\$ 104.13	\$ 96.84	\$ 112.65	\$ 82.09	\$ 71.35
Income from investment operations:					
Net investment income (loss)	0.37 ^(a)	0.93 ^(a)	0.37	(0.07)	0.55
Net realized and unrealized gain (loss)	19.25	7.36	(15.96)	30.67	10.80
Total from investment operations	19.62	8.29	(15.59)	30.60	11.35
Distributions paid to shareholders from:					
Net investment income	(0.40)	(1.00)	(0.22)	(0.04)	(0.61)
Net asset value, end of period	\$ 123.35	\$ 104.13	\$ 96.84	\$ 112.65	\$ 82.09
Total Return ^(b)	18.89%	8.71%	(13.84)%	37.30%	16.10%
Ratios to average net assets/supplemental data:					
Net assets, end of period (in 000's)	\$1,104,024	\$1,036,129	\$929,704	\$1,194,111	\$989,147
Ratio of total expenses to average net assets	0.58%	0.60%	0.59%	0.59%	0.60%
Ratio of net investment income (loss) to average net assets	0.33%	0.98%	0.32%	(0.07)%	0.76%
Portfolio turnover rate ^(c)	116%	127%	121%	116%	138%

(a) Based on average shares outstanding.

(b) Total return is calculated assuming an initial investment made at the net asset value at the beginning of the period, reinvestment of all distributions at net asset value during the period, and redemption at net asset value on the last day of the period. The returns presented do not reflect the deduction of taxes that a shareholder would pay on Fund distributions or the redemption or sale of Fund shares. Total return is calculated for the time period presented and is not annualized for periods of less than a year.

(c) Portfolio turnover is calculated for the time period presented and is not annualized for periods of less than a year and does not include securities received or delivered from processing creations or redemptions and in-kind transactions.

**First Trust Exchange-Traded AlphaDEX[®] Fund
Style Funds**

Financial Highlights

For a share outstanding throughout each period

First Trust Large Cap Value AlphaDEX[®] Fund (FTA)

	Year Ended July 31,				
	2024	2023	2022	2021	2020
Net asset value, beginning of period	\$ 70.36	\$ 66.10	\$ 65.80	\$ 46.39	\$ 52.79
Income from investment operations:					
Net investment income (loss)	1.54 ^(a)	1.50 ^(a)	1.21	1.01	1.11
Net realized and unrealized gain (loss)	7.29	4.22	0.27 ^(b)	19.41	(6.28)
Total from investment operations	8.83	5.72	1.48	20.42	(5.17)
Distributions paid to shareholders from:					
Net investment income	(1.54)	(1.46)	(1.18)	(1.01)	(1.23)
Net asset value, end of period	\$ 77.65	\$ 70.36	\$ 66.10	\$ 65.80	\$ 46.39
Total Return ^(c)	12.79%	8.90%	2.24%	44.43%	(9.84)%
Ratios to average net assets /supplemental data:					
Net assets, end of period (in 000's)	\$1,223,065	\$1,252,398	\$1,160,039	\$1,065,981	\$617,016
Ratio of total expenses to average net assets	0.58%	0.60%	0.59%	0.59%	0.60%
Ratio of net investment income (loss) to average net assets	2.19%	2.27%	1.79%	1.76%	2.12%
Portfolio turnover rate ^(d)	81%	80%	75%	91%	94%

(a) Based on average shares outstanding.

(b) The per share amount does not correlate with the aggregate realized and unrealized gain (loss) due to the timing of the Fund share sales and repurchases in relation to market value fluctuation of the underlying investments.

(c) Total return is calculated assuming an initial investment made at the net asset value at the beginning of the period, reinvestment of all distributions at net asset value during the period, and redemption at net asset value on the last day of the period. The returns presented do not reflect the deduction of taxes that a shareholder would pay on Fund distributions or the redemption or sale of Fund shares. Total return is calculated for the time period presented and is not annualized for periods of less than a year.

(d) Portfolio turnover is calculated for the time period presented and is not annualized for periods of less than a year and does not include securities received or delivered from processing creations or redemptions and in-kind transactions.

**First Trust Exchange-Traded AlphaDEX® Fund
Style Funds**

Financial Highlights

For a share outstanding throughout each period

First Trust Mid Cap Core AlphaDEX® Fund (FNX)

	Year Ended July 31,				
	2024	2023	2022	2021	2020
Net asset value, beginning of period	\$ 101.01	\$ 92.46	\$ 99.26	\$ 64.83	\$ 69.86
Income from investment operations:					
Net investment income (loss)	1.13 ^(a)	1.11 ^(a)	1.08	0.70	0.85
Net realized and unrealized gain (loss)	15.17	8.60	(6.74)	34.51	(4.93)
Total from investment operations	16.30	9.71	(5.66)	35.21	(4.08)
Distributions paid to shareholders from:					
Net investment income	(1.19)	(1.16)	(1.14)	(0.78)	(0.95)
Net asset value, end of period	\$ 116.12	\$ 101.01	\$ 92.46	\$ 99.26	\$ 64.83
Total Return ^(b)	16.28%	10.70%	(5.74)%	54.62%	(5.86)%
Ratios to average net assets/supplemental data:					
Net assets, end of period (in 000's)	\$1,225,117	\$1,080,834	\$975,495	\$1,027,303	\$589,912
Ratio of total expenses to average net assets	0.58%	0.60%	0.59%	0.59%	0.60%
Ratio of net investment income (loss) to average net assets	1.11%	1.22%	1.12%	0.79%	1.32%
Portfolio turnover rate ^(c)	103%	106%	95%	114%	115%

(a) Based on average shares outstanding.

(b) Total return is calculated assuming an initial investment made at the net asset value at the beginning of the period, reinvestment of all distributions at net asset value during the period, and redemption at net asset value on the last day of the period. The returns presented do not reflect the deduction of taxes that a shareholder would pay on Fund distributions or the redemption or sale of Fund shares. Total return is calculated for the time period presented and is not annualized for periods of less than a year.

(c) Portfolio turnover is calculated for the time period presented and is not annualized for periods of less than a year and does not include securities received or delivered from processing creations or redemptions and in-kind transactions.

**First Trust Exchange-Traded AlphaDEX® Fund
Style Funds**

Financial Highlights

For a share outstanding throughout each period

First Trust Mid Cap Growth AlphaDEX® Fund (FNY)

	Year Ended July 31,				
	2024	2023	2022	2021	2020
Net asset value, beginning of period	\$ 66.68	\$ 61.22	\$ 73.58	\$ 51.23	\$ 46.59
Income from investment operations:					
Net investment income (loss)	0.05 ^(a)	0.21 ^(a)	0.01	(0.18)	0.11
Net realized and unrealized gain (loss)	9.95	5.49	(12.37)	22.69	4.67
Total from investment operations	10.00	5.70	(12.36)	22.51	4.78
Distributions paid to shareholders from:					
Net investment income	(0.06)	(0.24)	—	(0.16)	(0.14)
Net asset value, end of period	\$ 76.62	\$ 66.68	\$ 61.22	\$ 73.58	\$ 51.23
Total Return ^(b)	15.01%	9.37%	(16.80)%	44.02%	10.28%
Ratios to average net assets/supplemental data:					
Net assets, end of period (in 000's)	\$348,628	\$276,716	\$281,629	\$463,572	\$338,149
Ratio of total expenses to average net assets	0.70%	0.70%	0.70%	0.70%	0.70%
Ratio of net investment income (loss) to average net assets	0.07%	0.35%	0.09%	(0.24)%	0.23%
Portfolio turnover rate ^(c)	134%	142%	136%	138%	135%

(a) Based on average shares outstanding.

(b) Total return is calculated assuming an initial investment made at the net asset value at the beginning of the period, reinvestment of all distributions at net asset value during the period, and redemption at net asset value on the last day of the period. The returns presented do not reflect the deduction of taxes that a shareholder would pay on Fund distributions or the redemption or sale of Fund shares. Total return is calculated for the time period presented and is not annualized for periods of less than a year.

(c) Portfolio turnover is calculated for the time period presented and is not annualized for periods of less than a year and does not include securities received or delivered from processing creations or redemptions and in-kind transactions.

**First Trust Exchange-Traded AlphaDEX® Fund
Style Funds**

Financial Highlights

For a share outstanding throughout each period

First Trust Mid Cap Value AlphaDEX® Fund (FNK)

	Year Ended July 31,				
	2024	2023	2022	2021	2020
Net asset value, beginning of period	\$ 49.00	\$ 44.58	\$ 44.69	\$ 27.71	\$ 34.67
Income from investment operations:					
Net investment income (loss)	0.88 ^(a)	0.78 ^(a)	0.74	0.54	0.63
Net realized and unrealized gain (loss)	6.69	4.42	(0.16)	16.98	(6.86)
Total from investment operations	7.57	5.20	0.58	17.52	(6.23)
Distributions paid to shareholders from:					
Net investment income	(0.89)	(0.78)	(0.69)	(0.54)	(0.73)
Net asset value, end of period	\$ 55.68	\$ 49.00	\$ 44.58	\$ 44.69	\$ 27.71
Total Return ^(b)	15.68%	11.95%	1.31%	63.76%	(18.19)%
Ratios to average net assets/supplemental data:					
Net assets, end of period (in 000's)	\$228,290	\$237,648	\$222,894	\$140,774	\$34,636
Ratio of total expenses to average net assets	0.70%	0.70%	0.70%	0.70%	0.70%
Ratio of net investment income (loss) to average net assets	1.79%	1.77%	1.63%	1.33%	2.04%
Portfolio turnover rate ^(c)	98%	102%	84%	102%	107%

(a) Based on average shares outstanding.

(b) Total return is calculated assuming an initial investment made at the net asset value at the beginning of the period, reinvestment of all distributions at net asset value during the period, and redemption at net asset value on the last day of the period. The returns presented do not reflect the deduction of taxes that a shareholder would pay on Fund distributions or the redemption or sale of Fund shares. Total return is calculated for the time period presented and is not annualized for periods of less than a year.

(c) Portfolio turnover is calculated for the time period presented and is not annualized for periods of less than a year and does not include securities received or delivered from processing creations or redemptions and in-kind transactions.

**First Trust Exchange-Traded AlphaDEX® Fund
Style Funds**

Financial Highlights

For a share outstanding throughout each period

First Trust Multi Cap Growth AlphaDEX® Fund (FAD)

	Year Ended July 31,				
	2024	2023	2022	2021	2020
Net asset value, beginning of period	\$ 109.30	\$ 101.49	\$ 119.58	\$ 83.11	\$ 75.90
Income from investment operations:					
Net investment income (loss)	0.31 ^(a)	0.72 ^(a)	0.46	(0.11)	0.42
Net realized and unrealized gain (loss)	17.64	7.81	(18.27)	36.71	7.27
Total from investment operations	17.95	8.53	(17.81)	36.60	7.69
Distributions paid to shareholders from:					
Net investment income	(0.31)	(0.72)	(0.28)	(0.13)	(0.48)
Net asset value, end of period	\$ 126.94	\$ 109.30	\$ 101.49	\$ 119.58	\$ 83.11
Total Return ^(b)	16.47%	8.50%	(14.91)%	44.10%	10.23%
Ratios to average net assets/supplemental data:					
Net assets, end of period (in 000's)	\$209,445	\$180,346	\$182,686	\$221,229	\$170,367
Ratio of total expenses to average net assets	0.62%	0.64%	0.63%	0.63%	0.63%
Ratio of net investment income (loss) to average net assets	0.28%	0.72%	0.39%	(0.09)%	0.56%
Portfolio turnover rate ^(c)	115%	125%	115%	104%	123%

(a) Based on average shares outstanding.

(b) Total return is calculated assuming an initial investment made at the net asset value at the beginning of the period, reinvestment of all distributions at net asset value during the period, and redemption at net asset value on the last day of the period. The returns presented do not reflect the deduction of taxes that a shareholder would pay on Fund distributions or the redemption or sale of Fund shares. Total return is calculated for the time period presented and is not annualized for periods of less than a year.

(c) Portfolio turnover is calculated for the time period presented and is not annualized for periods of less than a year and does not include securities received or delivered from processing creations or redemptions and in-kind transactions.

**First Trust Exchange-Traded AlphaDEX® Fund
Style Funds**

Financial Highlights

For a share outstanding throughout each period

First Trust Multi Cap Value AlphaDEX® Fund (FAB)

	Year Ended July 31,				
	2024	2023	2022	2021	2020
Net asset value, beginning of period	\$ 75.69	\$ 70.76	\$ 71.04	\$ 46.72	\$ 54.39
Income from investment operations:					
Net investment income (loss)	1.52 ^(a)	1.38 ^(a)	1.20	0.84	0.95
Net realized and unrealized gain (loss)	9.47	4.94	(0.35)	24.34	(7.54)
Total from investment operations	10.99	6.32	0.85	25.18	(6.59)
Distributions paid to shareholders from:					
Net investment income	(1.54)	(1.39)	(1.13)	(0.86)	(1.08)
Net asset value, end of period	\$ 85.14	\$ 75.69	\$ 70.76	\$ 71.04	\$ 46.72
Total Return ^(b)	14.76%	9.19%	1.20%	54.35%	(12.24)%
Ratios to average net assets/supplemental data:					
Net assets, end of period (in 000's)	\$148,991	\$174,084	\$176,894	\$166,942	\$51,387
Ratio of total expenses to average net assets	0.64%	0.64%	0.66%	0.69%	0.74%
Ratio of net expenses to average net assets	0.64%	0.64%	0.66%	0.69%	0.70%
Ratio of net investment income (loss) to average net assets	2.01%	1.96%	1.64%	1.43%	1.86%
Portfolio turnover rate ^(c)	87%	85%	76%	92%	98%

(a) Based on average shares outstanding.

(b) Total return is calculated assuming an initial investment made at the net asset value at the beginning of the period, reinvestment of all distributions at net asset value during the period, and redemption at net asset value on the last day of the period. The returns presented do not reflect the deduction of taxes that a shareholder would pay on Fund distributions or the redemption or sale of Fund shares. Total return is calculated for the time period presented and is not annualized for periods of less than a year. The total returns would have been lower if certain fees had not been waived and expenses reimbursed by the investment advisor.

(c) Portfolio turnover is calculated for the time period presented and is not annualized for periods of less than a year and does not include securities received or delivered from processing creations or redemptions and in-kind transactions.

**First Trust Exchange-Traded AlphaDEX® Fund
Style Funds**

Financial Highlights

For a share outstanding throughout each period

First Trust Small Cap Core AlphaDEX® Fund (FYX)

	Year Ended July 31,				
	2024	2023	2022	2021	2020
Net asset value, beginning of period	\$ 88.60	\$ 84.49	\$ 91.31	\$ 55.98	\$ 61.84
Income from investment operations:					
Net investment income (loss)	1.11 ^(a)	0.95 ^(a)	1.05	0.61	0.51
Net realized and unrealized gain (loss)	11.57	4.13	(6.92)	35.35	(5.75)
Total from investment operations	12.68	5.08	(5.87)	35.96	(5.24)
Distributions paid to shareholders from:					
Net investment income	(1.12)	(0.97)	(0.95)	(0.63)	(0.62)
Net asset value, end of period	\$ 100.16	\$ 88.60	\$ 84.49	\$ 91.31	\$ 55.98
Total Return ^(b)	14.47%	6.16%	(6.50)%	64.45%	(8.55)%
Ratios to average net assets/supplemental data:					
Net assets, end of period (in 000's)	\$931,477	\$872,703	\$827,993	\$917,700	\$397,470
Ratio of total expenses to average net assets	0.59%	0.60%	0.59%	0.60%	0.61%
Ratio of net investment income (loss) to average net assets	1.27%	1.17%	1.18%	0.77%	0.93%
Portfolio turnover rate ^(c)	112%	109%	94%	116%	123%

(a) Based on average shares outstanding.

(b) Total return is calculated assuming an initial investment made at the net asset value at the beginning of the period, reinvestment of all distributions at net asset value during the period, and redemption at net asset value on the last day of the period. The returns presented do not reflect the deduction of taxes that a shareholder would pay on Fund distributions or the redemption or sale of Fund shares. Total return is calculated for the time period presented and is not annualized for periods of less than a year.

(c) Portfolio turnover is calculated for the time period presented and is not annualized for periods of less than a year and does not include securities received or delivered from processing creations or redemptions and in-kind transactions.

**First Trust Exchange-Traded AlphaDEX® Fund
Style Funds**

Financial Highlights

For a share outstanding throughout each period

First Trust Small Cap Growth AlphaDEX® Fund (FYC)

	Year Ended July 31,				
	2024	2023	2022	2021	2020
Net asset value, beginning of period	\$ 63.92	\$ 60.22	\$ 71.14	\$ 44.46	\$ 46.87
Income from investment operations:					
Net investment income (loss)	0.23 ^(a)	0.36 ^(a)	0.54	0.03	0.17
Net realized and unrealized gain (loss)	7.34	3.47	(10.99)	26.72	(2.40)
Total from investment operations	7.57	3.83	(10.45)	26.75	(2.23)
Distributions paid to shareholders from:					
Net investment income	(0.30)	(0.13)	(0.47)	(0.07)	(0.18)
Net asset value, end of period	\$ 71.19	\$ 63.92	\$ 60.22	\$ 71.14	\$ 44.46
Total Return ^(b)	11.92%	6.38%	(14.81)%	60.24%	(4.79)%
Ratios to average net assets/supplemental data:					
Net assets, end of period (in 000's)	\$295,446	\$230,119	\$201,727	\$394,827	\$146,704
Ratio of total expenses to average net assets	0.70%	0.70%	0.70%	0.70%	0.70%
Ratio of net investment income (loss) to average net assets	0.37%	0.62%	0.88%	0.02%	0.44%
Portfolio turnover rate ^(c)	141%	140%	132%	151%	137%

(a) Based on average shares outstanding.

(b) Total return is calculated assuming an initial investment made at the net asset value at the beginning of the period, reinvestment of all distributions at net asset value during the period, and redemption at net asset value on the last day of the period. The returns presented do not reflect the deduction of taxes that a shareholder would pay on Fund distributions or the redemption or sale of Fund shares. Total return is calculated for the time period presented and is not annualized for periods of less than a year.

(c) Portfolio turnover is calculated for the time period presented and is not annualized for periods of less than a year and does not include securities received or delivered from processing creations or redemptions and in-kind transactions.

**First Trust Exchange-Traded AlphaDEX® Fund
Style Funds**

Financial Highlights

For a share outstanding throughout each period

First Trust Small Cap Value AlphaDEX® Fund (FYT)

	Year Ended July 31,				
	2024	2023	2022	2021	2020
Net asset value, beginning of period	\$ 50.47	\$ 48.64	\$ 50.28	\$ 30.78	\$ 34.66
Income from investment operations:					
Net investment income (loss)	0.87 ^(a)	0.66 ^(a)	0.67	0.45	0.38
Net realized and unrealized gain (loss)	7.95	1.96 ^(b)	(1.69)	19.52	(3.75)
Total from investment operations	8.82	2.62	(1.02)	19.97	(3.37)
Distributions paid to shareholders from:					
Net investment income	(0.80)	(0.79)	(0.62)	(0.47)	(0.51)
Net asset value, end of period	\$ 58.49	\$ 50.47	\$ 48.64	\$ 50.28	\$ 30.78
Total Return ^(c)	17.68%	5.61%	(2.06)%	65.22%	(9.83)%
Ratios to average net assets/supplemental data:					
Net assets, end of period (in 000's)	\$187,166	\$174,136	\$223,722	\$268,991	\$46,176
Ratio of total expenses to average net assets	0.70%	0.70%	0.70%	0.70%	0.70%
Ratio of net investment income (loss) to average net assets	1.71%	1.42%	1.29%	1.08%	1.18%
Portfolio turnover rate ^(d)	114%	110%	90%	109%	120%

(a) Based on average shares outstanding.

(b) The per share amount does not correlate with the aggregate realized and unrealized gain (loss) due to the timing of the Fund share sales and repurchases in relation to market value fluctuation of the underlying investments.

(c) Total return is calculated assuming an initial investment made at the net asset value at the beginning of the period, reinvestment of all distributions at net asset value during the period, and redemption at net asset value on the last day of the period. The returns presented do not reflect the deduction of taxes that a shareholder would pay on Fund distributions or the redemption or sale of Fund shares. Total return is calculated for the time period presented and is not annualized for periods of less than a year.

(d) Portfolio turnover is calculated for the time period presented and is not annualized for periods of less than a year and does not include securities received or delivered from processing creations or redemptions and in-kind transactions.

Other Information

Continuous Offering

Each Fund issues, on a continuous offering basis, its shares in one or more groups of a fixed number of Fund shares (each such group of such specified number of individual Fund shares, a "*Creation Unit Aggregation*"). The method by which Creation Unit Aggregations of Fund shares are created and traded may raise certain issues under applicable securities laws. Because new Creation Unit Aggregations of shares are issued and sold by a Fund on an ongoing basis, a "distribution," as such term is used in the Securities Act, may occur at any point. Broker-dealers and other persons are cautioned that some activities on their part may, depending on the circumstances, result in their being deemed participants in a distribution in a manner which could render them statutory underwriters and subject them to the prospectus delivery requirement and liability provisions of the Securities Act.

For example, a broker-dealer firm or its client may be deemed a statutory underwriter if it takes Creation Unit Aggregations after placing an order with FTP, breaks them down into constituent shares and sells such shares directly to customers, or if it chooses to couple the creation of a supply of new shares with an active selling effort involving solicitation of secondary market demand for shares. A determination of whether one is an underwriter for purposes of the Securities Act must take into account all the facts and circumstances pertaining to the activities of the broker-dealer or its client in the particular case, and the examples mentioned above should not be considered a complete description of all the activities that could lead to a characterization as an underwriter.

Broker-dealer firms should also note that dealers who are not "underwriters" but are effecting transactions in shares, whether or not participating in the distribution of shares, are generally required to deliver a prospectus. This is because the prospectus delivery exemption in Section 4(a)(3) of the Securities Act is not available in respect of such transactions as a result of Section 24(d) of the 1940 Act. As a result, broker-dealer firms should note that dealers who are not underwriters but are participating in a distribution (as contrasted with ordinary secondary market transactions) and thus dealing with the shares that are part of an over-allotment within the meaning of Section 4(a)(3)(C) of the Securities Act would be unable to take advantage of the prospectus delivery exemption provided by Section 4(a)(3) of the Securities Act. Firms that incur a prospectus delivery obligation with respect to shares are reminded that, under the Securities Act Rule 153, a prospectus delivery obligation under Section 5(b)(2) of the Securities Act owed to a broker-dealer in connection with a sale on the applicable Exchange is satisfied by the fact that the prospectus is available from the applicable Exchange upon request. The prospectus delivery mechanism provided in Rule 153 is available with respect to transactions on a national securities exchange, a trading facility or an alternative trading system.

FTP, or its affiliates, or a fund or unit investment trust for which FTP or an affiliate serves as sponsor or investment advisor, may purchase shares of a Fund through a broker-dealer or other investors, including in secondary market transactions, and because FTP or its affiliates may be deemed affiliates of such Fund, the shares are being registered to permit the resale of these shares from time to time after any such purchase. A Fund will not receive any of the proceeds from the resale of such shares.

[THIS PAGE INTENTIONALLY LEFT BLANK.]

ALPHADEX[®] SECTOR FUNDS

First Trust Consumer Discretionary AlphaDEX[®] Fund
First Trust Consumer Staples AlphaDEX[®] Fund
First Trust Energy AlphaDEX[®] Fund
First Trust Financials AlphaDEX[®] Fund
First Trust Health Care AlphaDEX[®] Fund
First Trust Industrials/Producer Durables AlphaDEX[®] Fund
First Trust Materials AlphaDEX[®] Fund
First Trust Technology AlphaDEX[®] Fund
Fund First Trust Utilities AlphaDEX[®] Fund

ALPHADEX[®] STYLE FUNDS

First Trust Large Cap Core AlphaDEX[®] Fund
First Trust Large Cap Growth AlphaDEX[®] Fund
First Trust Large Cap Value AlphaDEX[®] Fund
First Trust Mid Cap Core AlphaDEX[®] Fund
First Trust Mid Cap Growth AlphaDEX[®] Fund
First Trust Mid Cap Value AlphaDEX[®] Fund
First Trust Multi Cap Growth AlphaDEX[®] Fund
First Trust Multi Cap Value AlphaDEX[®] Fund
First Trust Small Cap Core AlphaDEX[®] Fund
First Trust Small Cap Growth AlphaDEX[®] Fund
First Trust Small Cap Value AlphaDEX[®] Fund

For More Information

For more detailed information on the Funds, several additional sources of information are available to you. The SAI, incorporated by reference into this prospectus, contains detailed information on the Funds' policies and operation. Additional information about the Funds' investments is available in the annual and semi-annual reports to shareholders and in Form N-CSR. In the Funds' annual reports, you will find a discussion of the market conditions and investment strategies that significantly impacted the Funds' performance during the last fiscal year. In Form N-CSR, you will find the Fund's annual and semi-annual financial statements. The Funds' most recent SAI, annual and semi-annual reports and certain other information such as Fund financial statements are available free of charge by calling the Funds at (800) 621-1675, on the Funds' website at <http://www.ftportfolios.com> or through your financial advisor. Shareholders may call the toll-free number above with any inquiries.

You may obtain this and other information regarding the Funds, including the SAI and the Codes of Ethics adopted by First Trust, FTP and the Trust, directly from the Securities and Exchange Commission (the "SEC"). Information on the SEC's website is free of charge. Visit the SEC's online EDGAR database at <http://www.sec.gov>. You may also request information regarding the Funds by sending a request (along with a duplication fee) to the SEC by sending an electronic request to publicinfo@sec.gov.